



Homelessness in Corona Update

Karen Roper, Housing & Homeless Solutions Manager
March 19, 2025

Purpose...

- **To provide an update on homelessness in Corona**

Overview







- **Homeless System of Services Outcomes**
- **Current and Emerging Trends**
- **Trend Analysis**
- **Solutions and Strategies for the Future**

Unprecedented Progress!

- **Homeless Plan Adopted June 2020**
- **A-to-Z System of Services Developed**
- **Best practice Sub-Regional Partnership with City of Norco**
- **\$28 million in Federal, State, and County grants**
- **Housing & Homeless Solutions Manager Reelected as CoC Chair**

Safety Net Successes!

CITY OF CORONA SYSTEM OF SERVICES OUTCOMES

Total homeless prevention households assisted 	Total housing placements 	Total shelter bed nights 
Mercy House-88 City Net-N/A 88	Mercy House-80 City Net-201 281	Mercy House-25,165 City Net-87,310 112,475
Total unduplicated shelter clients served 	Total outreach contacts 	Total engagements 
Mercy House-260 City Net-485 745	Mercy House-N/A City Net-2,647 2,647	Mercy House-N/A City Net-776 776

How Many People Do We Help Each Day?

Approximately 386-415 residents are served daily

Daily stats capture our A-to-Z system components

System components include Homeless Prevention, Emergency Shelter and Housing Programs

City of Corona Homeless Strategic Plan Trends

CPD Homeless Related Calls For Service	
FY 24 Quarter 3	1098
FY 24 Quarter 4	1106
FY 25 Quarter 1	1274
FY 25 Quarter 2	1582

First Time Homeless	
FY 24 Quarter 3	81
FY 24 Quarter 4	85
FY 25 Quarter 1	95
FY 25 Quarter 2	94

Average Length Of Homelessness (Years)	
FY 24 Quarter 3	3.5
FY 24 Quarter 4	3
FY 25 Quarter 1	2.7
FY 25 Quarter 2	2.8

Point in Time Count Trends

Year	2019	2020	2021	2022	2023	2024	Estimated 2025
Total Unsheltered Corona Homeless	164	109	109	110	65	65	110-122
Notes			No Count due to Covid			No count, moved to bi-annual count	Conducted on 01/22/25. Pending release of report from County

Factors Impacting Spike in Street Homelessness

CPD accompanied all volunteers to known locations in 2025

Supreme Court Ruling on Grants Pass

Inventory of low-cost motels causing migration

PIT Count is only a snapshot in time. HMIS data is more reliable

Riverside County HMIS Data Trends

City of Corona Five-Year HMIS Data Trends	FY 20.21	FY 21.22	FY 22.23	FY 23.24	FY 24.25
Unique Individuals Served	216	613	906	880	978

Project Type Codes/Services	
Coordinated Entry	Emergency Shelter
Homelessness Prevention	Permanent Supportive Housing
Rapid Re-Housing	Services Only
Street Outreach	Transitional Housing
Riverside Santa Ana River Bottom Project	

Solutions & Strategies for the Future

Implement Prop 36 (City)

Implement SB 43 Gravely Disabled (State/County)

Expand Augmented Board & Care Beds (State/County)

Expand Mandated Treatment Beds (State/County)



Questions?



(951) 847-6348



homelessolutions@coronaca.gov



www.CoronaCA.gov