



City of Corona Investment Portfolio Report Month Ending January 31, 2025

In accordance with the City Investment Policy, a monthly investment report shall be filed with the City Council which provides a clear picture of the status of the current investments. The report for the month ending January 31, 2025 has been prepared by Chandler Asset Management. We hereby certify that this report accurately reflects all pooled investments and is in compliance with the City's Investment Policy. Combined with anticipated revenues, the portfolio contains sufficient investment liquidity to meet budgeted expenditures for the next six months.

SUBMITTED BY:

Signed by:

Chad Willardson

Chad T. Willardson
City Treasurer

Signed by:

Brett Channing

Brett Channing
Assistant City Manager

DocuSigned by:

Kim Sitton

Kim Sitton
Finance Director

REVIEWED BY:

Initial

EN

DocuSigned by:

Christine Thompson

Christine Thompson
Accounting Manager

Investment Summary

	City's Investment	Pension Trust	Total Investment
Beginning balance December 31, 2024	\$ 459,819,325	\$ 40,613,318	\$ 500,432,643
Acquisitions / Additions:			
Agency Notes	-		-
US Corporate Notes	5,737,022		5,737,022
LAIF	45,611,858		45,611,858
Money Market Fund	5,698,386	7	5,698,393
	<u>\$ 57,047,266</u>	<u>7</u>	<u>\$ 57,047,273</u>
Dispositions / Withdrawals:			
Agency Notes	-		-
US Corporate Notes	457,839		457,839
LAIF	33,200,000		33,200,000
Money Market Fund	5,737,022		
Maturity	4,220,000		4,220,000
	<u>\$ 43,614,860</u>		<u>\$ 43,614,860</u>
Gain/(Loss) on Dispositions	\$ (249,398)		\$ (249,398)
Ending balance January 31, 2025	<u>\$ 473,002,332</u>	<u>\$ 40,613,325</u>	<u>\$ 513,615,657</u>



MONTHLY ACCOUNT STATEMENT

City of Corona Cons Account | Account #10003 | As of January 31, 2025

CHANDLER ASSET MANAGEMENT | chandlerasset.com

Chandler Team:

For questions about your account, please call (800) 317-4747,
or contact clientservice@chandlerasset.com

Custodian:

PORTFOLIO SUMMARY



Portfolio Characteristics

Average Modified Duration	2.31
Average Coupon	3.42%
Average Purchase YTM	3.66%
Average Market YTM	4.45%
Average Quality*	AA+
Average Final Maturity	2.71
Average Life	2.39

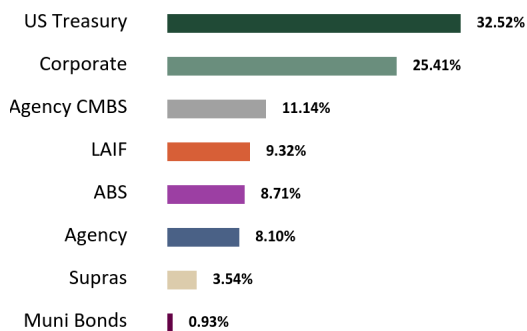
Account Summary

	End Values as of 12/31/2024	End Values as of 01/31/2025
Market Value	456,281,046.71	470,630,086.40
Accrued Interest	2,646,011.22	2,823,014.85
Total Market Value	458,927,057.93	473,453,101.25
Income Earned	1,719,933.07	1,509,408.74
Cont/WD	(14,800,000.00)	12,100,000.00
Par	464,705,263.39	477,959,074.41
Book Value	459,819,324.73	473,002,332.00
Cost Value	459,819,324.73	473,002,332.00

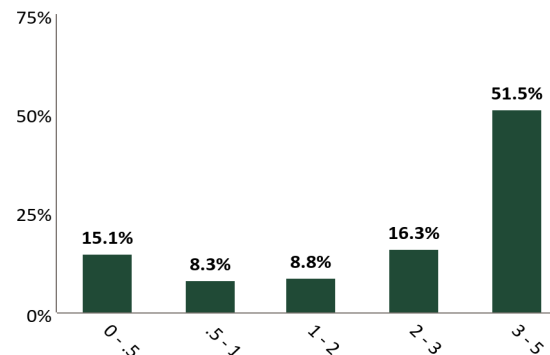
Top Issuers

Government of The United States	32.52%
FHLMC	11.14%
LAIF	9.32%
FNMA	4.11%
Federal Home Loan Mortgage Corp	2.62%
International Bank for Recon and Dev	2.24%
Toyota Motor Corporation	1.46%
Massachusetts Mutual Life Insurance	1.32%

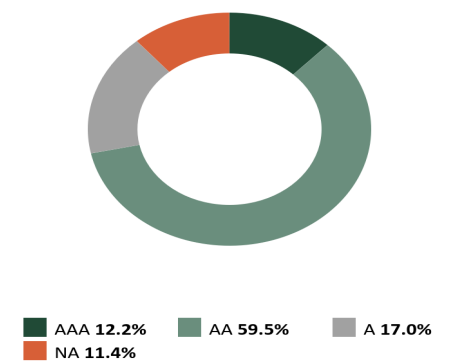
Sector Allocation



Maturity Distribution



Credit Quality (S&P)



*The credit quality is a weighted average calculation of the highest of S&P, Moody's and Fitch

STATEMENT OF COMPLIANCE



Rules Name	Limit	Actual	Compliance Status	Notes
AGENCY MORTGAGE SECURITIES (CMOS)				
Max % (MV)	100.0	11.1	Compliant	
Max Maturity (Years)	5.0	4.2	Compliant	
ASSET-BACKED SECURITIES (ABS)				
Max % (MV)	20.0	8.7	Compliant	
Max % Issuer (MV)	5.0	1.2	Compliant	
Max Maturity (Years)	5	4	Compliant	
Min Rating (AA- by 1)	0.0	0.0	Compliant	
BANKERS' ACCEPTANCES				
Max % (MV)	20.0	0.0	Compliant	
Max % Issuer (MV)	25.0	0.0	Compliant	
Max Maturity (Days)	180	0.0	Compliant	
Min Rating (A-1 by 1 or A- by 1)	0.0	0.0	Compliant	
COLLATERALIZED TIME DEPOSITS (NON-NEGOTIABLE CD/TD)				
Max % Issuer (MV)	5.0	0.0	Compliant	
COMMERCIAL PAPER				
Max % (MV)	40.0	0.0	Compliant	
Max % Issuer (MV)	5.0	0.0	Compliant	
Max Maturity (Days)	270	0.0	Compliant	
Min Rating (A-1 by 1 or A- by 1)	0.0	0.0	Compliant	
CORPORATE MEDIUM TERM NOTES				
Max % (MV)	30.0	25.4	Compliant	
Max % Issuer (MV)	5.0	1.5	Compliant	
Max Maturity (Years)	5	4	Compliant	
Min Rating (A- by 1)	0.0	0.0	Compliant	
FEDERAL AGENCIES				
Max % (MV)	100.0	8.1	Compliant	
Max Callables (MV)	20.0	0.0	Compliant	
Max Maturity (Years)	5	3	Compliant	
LOCAL AGENCY INVESTMENT FUND (LAIF)				
Max Concentration (MV)	75.0	43.9	Compliant	
MONEY MARKET MUTUAL FUNDS				
Max % (MV)	20.0	0.3	Compliant	

STATEMENT OF COMPLIANCE



Rules Name	Limit	Actual	Compliance Status	Notes
Max % Issuer (MV)	20.0	0.3	Compliant	
Min Rating (AAA by 2)	0.0	0.0	Compliant	
MORTGAGE-BACKED SECURITIES (NON-AGENCY)				
Max % (MV)	20.0	0.0	Compliant	
Max % Issuer (MV)	5.0	0.0	Compliant	
Max Maturity (Years)	5.0	0.0	Compliant	
Min Rating (AA by 1)	0.0	0.0	Compliant	
MUNICIPAL SECURITIES (CA, LOCAL AGENCY)				
Max % (MV)	25.0	0.9	Compliant	
Max % Issuer (MV)	5.0	0.9	Compliant	
Max Maturity (Years)	5	4	Compliant	
Min Rating (A- by 1)	0.0	0.0	Compliant	
MUNICIPAL SECURITIES (CA, OTHER STATES)				
Max % (MV)	25.0	0.0	Compliant	
Max % Issuer (MV)	5.0	0.0	Compliant	
Max Maturity (Years)	5	0.0	Compliant	
Min Rating (A- by 1)	0.0	0.0	Compliant	
MUTUAL FUNDS				
Max % (MV)	10.0	0.0	Compliant	
Min Rating (AAA by 2)	0.0	0.0	Compliant	
NEGOTIABLE CERTIFICATES OF DEPOSIT (NCD)				
Max % (MV)	20.0	0.0	Compliant	
Max % Issuer (MV)	5.0	0.0	Compliant	
Max Maturity (Years)	3	0.0	Compliant	
Min Rating (A-1 by 1 or A- by 1 if > FDIC Limit)	0.0	0.0	Compliant	
REPURCHASE AGREEMENTS				
Max % (MV)	10.0	0.0	Compliant	
Max % Issuer (MV)	5.0	0.0	Compliant	
Max Maturity (Days)	14.0	0.0	Compliant	
SUPRANATIONAL OBLIGATIONS				
Max % (MV)	30.0	3.5	Compliant	
Max % Issuer (MV)	10.0	2.2	Compliant	
Max Maturity (Years)	5	4	Compliant	
Min Rating (AA- by 1)	0.0	0.0	Compliant	

STATEMENT OF COMPLIANCE



Rules Name	Limit	Actual	Compliance Status	Notes
U.S. TREASURIES				
Max % (MV)	100.0	32.5	Compliant	
Max Maturity (Years)	5	4	Compliant	

RECONCILIATION SUMMARY



Maturities / Calls

Month to Date	(4,220,000.00)
Fiscal Year to Date	(4,220,000.00)

Principal Paydowns

Month to Date	(457,838.72)
Fiscal Year to Date	(457,838.72)

Purchases

Month to Date	57,047,265.59
Fiscal Year to Date	57,047,265.59

Sales

Month to Date	(38,937,021.76)
Fiscal Year to Date	(38,937,021.76)

Interest Received

Month to Date	1,332,405.11
Fiscal Year to Date	1,332,405.11

Purchased / Sold Interest

Month to Date	0.00
Fiscal Year to Date	0.00

Accrual Activity Summary

	Month to Date	Fiscal Year to Date (01/01/2025)
Beginning Book Value	459,819,324.73	459,819,324.73
Maturities/Calls	(4,220,000.00)	(4,220,000.00)
Principal Paydowns	(457,838.72)	(457,838.72)
Purchases	57,047,265.59	57,047,265.59
Sales	(38,937,021.76)	(38,937,021.76)
Change in Cash, Payables, Receivables	(186,572.35)	(186,572.35)
Amortization/Accretion	0.00	0.00
Realized Gain (Loss)	(62,825.49)	(62,825.49)
Ending Book Value	473,002,332.00	473,002,332.00

Fair Market Activity Summary

	Month to Date	Fiscal Year to Date (01/01/2025)
Beginning Market Value	456,281,046.71	456,281,046.71
Maturities/Calls	(4,220,000.00)	(4,220,000.00)
Principal Paydowns	(457,838.72)	(457,838.72)
Purchases	57,047,265.59	57,047,265.59
Sales	(38,937,021.76)	(38,937,021.76)
Change in Cash, Payables, Receivables	(186,572.35)	(186,572.35)
Amortization/Accretion	0.00	0.00
Change in Net Unrealized Gain (Loss)	1,166,032.41	1,166,032.41
Realized Gain (Loss)	(62,825.49)	(62,825.49)
Ending Market Value	470,630,086.40	470,630,086.40

HOLDINGS REPORT



Cusip	Security Description	Par Value/ Units	Purchase Date Purchase Yield	Cost Value Book Value	Mkt Price Mkt YTM	Market Value Accrued Int.	% of Port. Gain/Loss	Moody's/ S&P/ Fitch	Maturity Duration
ABS									
43815GAC3	HAROT 2021-4 A3 0.88 01/21/2026	123,754.64	11/16/2021 0.89%	123,728.56 123,728.56	99.37 4.91%	122,974.47 30.25	0.03% (754.09)	AAA/NA AAA	0.97 0.16
47789QAC4	JDOT 2021-B A3 0.52 03/16/2026	121,767.82	07/13/2021 0.52%	121,756.96 121,756.96	99.66 3.58%	121,356.72 28.14	0.03% (400.24)	AAA/NA AAA	1.12 0.11
89238JAC9	TAOT 2021-D A3 0.71 04/15/2026	124,766.24	11/09/2021 0.71%	124,763.59 124,763.59	99.42 5.04%	124,040.81 39.37	0.03% (722.77)	NA/AAA AAA	1.20 0.13
43815BAC4	HAROT 2022-1 A3 1.88 05/15/2026	445,399.19	02/15/2022 1.88%	445,332.20 445,332.20	99.26 4.76%	442,086.93 372.16	0.09% (3,245.27)	AAA/AAA NA	1.28 0.26
44935FAD6	HART 2021-C A3 0.74 05/15/2026	45,868.57	11/09/2021 0.75%	45,858.33 45,858.33	99.75 4.80%	45,752.57 15.09	0.01% (105.76)	NA/AAA AAA	1.28 0.06
05602RAD3	BMWOT 2022-A A3 3.21 08/25/2026	301,261.15	05/10/2022 3.21%	301,245.49 301,245.49	99.60 4.64%	300,055.99 161.17	0.06% (1,189.50)	AAA/AAA NA	1.56 0.28
47787JAC2	JDOT 2022 A3 0.36 09/15/2026	257,970.22	03/10/2022 2.33%	257,913.16 257,913.16	99.24 4.28%	256,015.22 266.00	0.05% (1,897.94)	AAA/NA AAA	1.62 0.39
362554AC1	GMCAR 2021-4 A3 0.68 09/16/2026	135,893.26	10/13/2021 0.68%	135,889.80 135,889.80	99.22 4.37%	134,829.82 38.50	0.03% (1,059.98)	AAA/AAA NA	1.62 0.21
448977AD0	HART 2022-A A3 2.22 10/15/2026	377,934.79	03/09/2022 2.22%	377,920.24 377,920.24	99.36 4.70%	375,500.05 372.90	0.08% (2,420.18)	NA/AAA AAA	1.70 0.26
380146AC4	GMCAR 2022-1 A3 1.26 11/16/2026	149,552.73	01/11/2022 1.26%	149,539.74 149,539.74	99.23 4.64%	148,399.25 78.52	0.03% (1,140.49)	NA/AAA AAA	1.79 0.23
05611UAD5	BMWLT 2024-1 A3 4.98 03/25/2027	1,800,000.00	03/25/2024 5.01%	1,798,382.81 1,798,382.81	100.49 4.55%	1,808,795.70 1,494.00	0.38% 10,412.89	AAA/AAA NA	2.15 1.02
44934FAD7	HALST 2024-B A3 5.41 05/17/2027	1,615,000.00	05/14/2024 5.41%	1,614,955.10 1,614,955.10	101.09 4.57%	1,632,606.41 3,883.18	0.35% 17,651.31	NA/AAA AAA	2.29 1.21
02582JIT8	AMXCA 2022-2 A 3.39 05/17/2027	2,765,000.00	05/17/2022 3.40%	2,764,388.38 2,764,388.38	99.67 4.60%	2,755,965.09 4,165.93	0.59% (8,423.29)	NA/AAA AAA	0.28 0.28
36269WAD1	GMALT 2024-2 A3 5.39 07/20/2027	1,495,000.00	05/07/2024 5.39%	1,494,913.14 1,494,913.14	101.08 4.57%	1,511,183.82 2,462.18	0.32% 16,270.68	NA/AAA AAA	2.47 1.22
47800CAC0	JDOT 2023 A3 5.01 11/15/2027	1,847,713.49	02/22/2023 5.01%	1,847,376.83 1,847,376.83	100.39 4.62%	1,855,000.87 4,114.24	0.39% 7,624.04	AAA/NA AAA	2.79 0.88
58770JAD6	MBALT 2024-A A3 5.32 01/18/2028	1,085,000.00	05/17/2024 5.32%	1,084,873.06 1,084,873.06	101.20 4.60%	1,098,020.00 2,565.42	0.23% 13,146.94	AAA/NA AAA	2.96 1.52
44935WAD9	HALST 25A A3 4.83 01/18/2028	2,090,000.00	01/14/2025 4.83%	2,089,843.46 2,089,843.46	100.31 4.71%	2,096,491.54 2,523.68	0.45% 6,648.08	NA/AAA AAA	2.96 1.82

HOLDINGS REPORT



Cusip	Security Description	Par Value/ Units	Purchase Date Purchase Yield	Cost Value Book Value	Mkt Price Mkt YTM	Market Value Accrued Int.	% of Port. Gain/Loss	Moody's/ S&P/ Fitch	Maturity Duration
437918AC9	HAROT 2024-1 A3 5.21 08/15/2028	3,435,000.00	02/13/2024 5.21%	3,434,850.58 3,434,850.58	100.99 4.55%	3,468,917.53 7,953.93	0.74% 34,066.95	AAA/AAA NA	3.54 1.36
161571HT4	CHAIT 2023-1 A 5.16 09/15/2028	3,645,000.00	09/07/2023 5.17%	3,643,989.61 3,643,989.61	101.09 4.50%	3,684,574.49 8,359.20	0.78% 40,584.88	NA/AAA AAA	3.62 1.52
05522RDH8	BACCT 2023-2 A 4.98 11/16/2026	2,000,000.00	03/25/2024 4.85%	2,006,484.38 2,006,484.38	100.93 4.48%	2,018,526.20 4,426.67	0.43% 12,041.82	AAA/NA AAA	1.79 1.67
437930AC4	HAROT 2024-2 A3 5.27 11/20/2028	1,415,000.00	05/14/2024 5.27%	1,414,828.08 1,414,828.08	101.18 4.55%	1,431,736.90 2,692.82	0.30% 16,908.82	NA/AAA AAA	3.80 1.51
36268GAD7	GMCAR 2024-1 A3 4.85 12/18/2028	1,985,000.00	03/25/2024 4.90%	1,980,890.43 1,980,890.43	100.45 4.55%	1,993,841.59 4,011.35	0.42% 12,951.16	AAA/NA AAA	3.88 1.28
448973AD9	HART 2024-A A3 4.99 02/15/2029	2,000,000.00	03/26/2024 4.98%	2,000,781.25 2,000,781.25	100.75 4.59%	2,015,059.60 4,435.56	0.43% 14,278.35	NA/AAA AAA	4.04 1.65
096919AD7	BMWOT 2024-A A3 5.18 02/26/2029	1,855,000.00	06/04/2024 5.24%	1,854,718.23 1,854,718.23	101.04 4.49%	1,874,343.75 1,601.48	0.40% 19,625.52	AAA/AAA NA	4.07 1.40
47786WAD2	JDOT 2024-B A3 5.2 03/15/2029	2,100,000.00	06/11/2024 5.26%	2,099,589.45 2,099,589.45	101.30 4.69%	2,127,207.39 4,853.33	0.45% 27,617.94	AAA/NA AAA	4.12 2.27
02582JKH2	AMXCA 2024-1 A 5.23 04/16/2029	3,070,000.00	04/16/2024 5.23%	3,069,370.65 3,069,370.65	101.57 4.52%	3,118,317.81 7,136.04	0.66% 48,947.16	NA/AAA AAA	4.21 2.03
05522RDJ4	BACCT 2024-1 A 4.93 05/15/2029	2,095,000.00	06/06/2024 4.93%	2,094,882.47 2,094,882.47	100.95 4.53%	2,114,985.67 4,590.38	0.45% 20,103.20	AAA/AAA NA	4.28 2.11
92970QAE5	WFCIT 2024-2 A 4.29 10/15/2029	2,330,000.00	10/17/2024 4.33%	2,329,653.76 2,329,653.76	99.48 4.54%	2,317,847.42 4,442.53	0.49% (11,806.34)	AAA/AAA NA	4.70 2.49
Total ABS		40,711,882.10	4.79%	40,708,719.71	100.70 4.56%	40,994,433.62 77,114.03	8.71% 285,713.90		3.17 1.46

AGENCY									
3135G03U5	FEDERAL NATIONAL MORTGAGE ASSOCIATION 0.625 04/22/2025	970,000.00	04/22/2020 0.67%	968,001.80 968,001.80	99.21 4.26%	962,310.62 1,667.19	0.20% (5,691.18)	AAA/AA AA	0.22 0.22
3135G04Z3	FEDERAL NATIONAL MORTGAGE ASSOCIATION 0.5 06/17/2025	6,200,000.00	-- 0.51%	6,196,731.90 6,196,731.90	98.61 4.44%	6,113,782.80 3,788.89	1.30% (82,949.10)	AAA/AA AA	0.38 0.36
3137EAEU9	FEDERAL HOME LOAN MORTGAGE CORP 0.375 07/21/2025	6,300,000.00	-- 0.45%	6,277,899.60 6,277,899.60	98.23 4.25%	6,188,326.89 656.25	1.31% (89,572.71)	AAA/AA AA	0.47 0.46
3135G05X7	FEDERAL NATIONAL MORTGAGE ASSOCIATION 0.375 08/25/2025	6,285,000.00	-- 0.46%	6,260,439.20 6,260,439.20	97.88 4.24%	6,151,644.24 10,213.13	1.31% (108,794.96)	AAA/AA AA	0.56 0.55

HOLDINGS REPORT



Cusip	Security Description	Par Value/ Units	Purchase Date Purchase Yield	Cost Value Book Value	Mkt Price Mkt YTM	Market Value Accrued Int.	% of Port. Gain/Loss	Moody's/ S&P/ Fitch	Maturity Duration
3137EAEX3	FEDERAL HOME LOAN MORTGAGE CORP 0.375 09/23/2025	6,295,000.00	-- 0.44%	6,276,346.05 6,276,346.05	97.59 4.24%	6,143,025.98 8,393.33	1.31% (133,320.07)	AAA/AA AA	0.64 0.62
3135G06G3	FEDERAL NATIONAL MORTGAGE ASSOCIATION 0.5 11/07/2025	6,300,000.00	-- 0.57%	6,279,895.00 6,279,895.00	97.21 4.26%	6,124,381.77 7,350.00	1.30% (155,513.23)	AAA/AA AA	0.77 0.74
880591EZ1	TENNESSEE VALLEY AUTHORITY 3.875 03/15/2028	3,500,000.00	05/04/2023 3.56%	3,548,755.00 3,548,755.00	98.73 4.31%	3,455,627.46 51,236.11	0.73% (93,127.55)	AAA/AA AA	3.12 2.86
3130AWN63	FEDERAL HOME LOAN BANKS 4.0 06/30/2028	3,000,000.00	08/21/2023 4.53%	2,931,360.00 2,931,360.00	99.37 4.20%	2,981,054.79 10,333.33	0.63% 49,694.79	AAA/AA AA	3.41 3.14
Total Agency		38,850,000.00	1.08%	38,739,428.55	98.13 4.28%	38,120,154.55 93,638.23	8.10% (619,274.00)		1.01 0.95

AGENCY CMBS									
3137BSP72	FHMS K-058 A2 2.653 08/25/2026	1,500,000.00	11/12/2021 1.37%	1,586,425.78 1,586,425.78	97.26 4.44%	1,458,872.85 3,316.25	0.31% (127,552.93)	AAA/AA AAA	1.56 1.46
3137BSRE5	FHMS K-059 A2 3.12 09/25/2026	3,000,000.00	02/18/2022 2.09%	3,128,437.50 3,128,437.50	97.88 4.44%	2,936,340.00 7,800.00	0.62% (192,097.50)	AAA/AAA AAA	1.65 1.48
3137FBBX3	FHMS K-068 A2 3.244 08/25/2027	2,650,000.00	11/02/2022 4.67%	2,482,408.20 2,482,408.20	96.93 4.50%	2,568,572.66 7,163.83	0.55% 86,164.46	AAA/AA AA	2.56 2.35
3137FEBQ2	FHMS K-072 A2 3.444 12/25/2027	4,690,000.00	07/20/2023 4.56%	4,471,072.27 4,471,072.27	97.04 4.52%	4,550,994.50 13,460.30	0.97% 79,922.23	AAA/AA AAA	2.90 2.63
3137FETN0	FHMS K-073 A2 3.35 01/25/2028	6,000,000.00	-- 4.42%	5,707,999.69 5,707,999.69	96.80 4.50%	5,807,802.00 16,750.00	1.23% 99,802.31	AAA/AA AAA	2.98 2.68
3137F4D41	FHMS K-074 A2 3.6 01/25/2028	3,000,000.00	03/16/2023 4.22%	2,911,054.69 2,911,054.69	97.37 4.52%	2,921,001.30 9,000.00	0.62% 9,946.61	AAA/AA AAA	2.98 2.70
3137FG6X8	FHMS K-077 A2 3.85 05/25/2028	5,320,000.00	-- 4.17%	5,229,125.01 5,229,125.01	97.82 4.54%	5,203,819.71 17,068.33	1.11% (25,305.30)	AAA/AA AAA	3.31 2.97
3137FGR31	FHMS K-078 A2 3.854 06/25/2028	1,997,000.00	06/22/2023 4.30%	1,951,677.46 1,951,677.46	97.81 4.54%	1,953,166.45 6,413.70	0.42% 1,488.99	AAA/AA AAA	3.40 3.00
3137FJEH8	FHMS K-081 A2 3.9 08/25/2028	3,148,000.00	09/05/2023 4.79%	3,015,685.63 3,015,685.63	97.73 4.56%	3,076,685.84 10,231.00	0.65% 61,000.21	AAA/AA AAA	3.57 3.23
3137FJKE8	FHMS K-082 A2 3.92 09/25/2028	2,500,000.00	11/28/2023 4.68%	2,411,328.13 2,411,328.13	97.77 4.56%	2,444,290.00 8,166.67	0.52% 32,961.87	AAA/AA AAA	3.65 3.26
3137H4BY5	FHMS K-746 A2 2.031 09/25/2028	5,000,000.00	03/21/2024 4.56%	4,480,468.75 4,480,468.75	91.49 4.61%	4,574,425.00 8,462.50	0.97% 93,956.25	AAA/AA AAA	3.65 3.39

HOLDINGS REPORT



Cusip	Security Description	Par Value/ Units	Purchase Date Purchase Yield	Cost Value Book Value	Mkt Price Mkt YTM	Market Value Accrued Int.	% of Port. Gain/Loss	Moody's/ S&P/ Fitch	Maturity Duration
3137H5YC5	FHMS K-748 A2 2.26 01/25/2029	8,000,000.00	-- 4.64%	7,168,164.07 7,168,164.07	91.62 4.62%	7,329,821.60 15,066.67	1.56% 161,657.53	AAA/AA AAA	3.99 3.64
3137FLMV3	FHMS K-090 A2 3.422 02/25/2029	4,950,000.00	05/30/2024 4.87%	4,637,144.53 4,637,144.53	95.66 4.59%	4,735,396.22 14,115.75	1.01% 98,251.69	AAA/AAA AA	4.07 3.66
3137FLYV0	FHMS K-092 A2 3.298 04/25/2029	3,000,000.00	04/19/2024 4.94%	2,775,468.75 2,775,468.75	95.00 4.61%	2,849,952.60 8,245.00	0.61% 74,483.85	AAA/AA AAA	4.23 3.80
Total Agency CMBS		54,755,000.00	4.33%	51,956,460.46 51,956,460.46	95.78 4.55%	52,411,140.72 145,260.00	11.14% 454,680.26		3.32 3.00

CASH									
CCYUSD	Receivable	7,182.29	-- 0.00%	7,182.29 7,182.29	1.00 0.00%	7,182.29 0.00	0.00% 0.00	AAA/AAA AAA	0.00 0.00
CCYUSD	Receivable	114,774.46	-- 0.00%	114,774.46 114,774.46	1.00 0.00%	114,774.46 0.00	0.02% 0.00	AAA/AAA AAA	0.00 0.00
Total Cash		121,956.75	0.00%	121,956.75 121,956.75	1.00 0.00%	121,956.75 0.00	0.03% 0.00		0.00 0.00

CORPORATE									
06367WB85	BANK OF MONTREAL 1.85 05/01/2025	2,761,000.00	07/23/2021 0.85%	2,862,660.02 2,862,660.02	99.36 4.46%	2,743,456.96 12,769.63	0.58% (119,203.06)	A/A AA	0.25 0.24
40139LBC6	GUARDIAN LIFE GLOBAL FUNDING 0.875 12/10/2025	3,000,000.00	-- 1.12%	2,969,700.00 2,969,700.00	97.00 4.50%	2,909,988.24 3,718.75	0.62% (59,711.76)	AA/AA NA	0.86 0.83
46647PBK1	JPMORGAN CHASE & CO 2.083 04/22/2026	1,000,000.00	05/20/2021 1.11%	1,037,330.00 1,037,330.00	99.42 5.98%	994,156.53 5,728.25	0.21% (43,173.47)	A/A AA	1.22 0.22
023135BX3	AMAZON.COM INC 1.0 05/12/2026	4,865,000.00	05/10/2021 1.09%	4,843,983.20 4,843,983.20	95.99 4.26%	4,670,100.27 10,675.97	0.99% (173,882.93)	A/AA AA	1.28 1.24
91324PEC2	UNITEDHEALTH GROUP INC 1.15 05/15/2026	805,000.00	-- 1.08%	807,605.05 807,605.05	95.91 4.47%	772,057.21 1,954.36	0.16% (35,547.84)	A/A A	1.28 1.25
89236TJK2	TOYOTA MOTOR CREDIT CORP 1.125 06/18/2026	3,325,000.00	06/15/2021 1.13%	3,323,537.00 3,323,537.00	95.66 4.41%	3,180,728.68 4,467.97	0.68% (142,808.32)	A/A A	1.38 1.34
06051GJD2	BANK OF AMERICA CORP 1.319 06/19/2026	3,000,000.00	-- 1.25%	3,007,920.00 3,007,920.00	98.71 5.34%	2,961,417.75 4,616.50	0.63% (46,502.25)	A/A AA	1.38 0.37
57629WDE7	MASSMUTUAL GLOBAL FUNDING II 1.2 07/16/2026	2,272,000.00	08/10/2021 1.21%	2,271,369.92 2,271,369.92	95.41 4.50%	2,167,723.38 1,136.00	0.46% (103,646.54)	AA/AA AA	1.45 1.41
58989V2D5	MET TOWER GLOBAL FUNDING 1.25 09/14/2026	1,715,000.00	09/07/2021 1.27%	1,713,422.20 1,713,422.20	94.88 4.58%	1,627,211.19 8,158.16	0.35% (86,211.01)	AA/AA AA	1.62 1.56

HOLDINGS REPORT



Cusip	Security Description	Par Value/ Units	Purchase Date Purchase Yield	Cost Value Book Value	Mkt Price Mkt YTM	Market Value Accrued Int.	% of Port. Gain/Loss	Moody's/ S&P/ Fitch	Maturity Duration
931142ERO	WALMART INC 1.05 09/17/2026	785,000.00	09/08/2021 1.09%	783,516.35 783,516.35	95.03 4.25%	746,021.50 3,068.04	0.16% (37,494.85)	AA/AA AA	1.63 1.57
59217GER6	METROPOLITAN LIFE GLOBAL FUNDING I 1.875 01/11/2027	2,485,000.00	01/03/2022 1.90%	2,482,167.10 2,482,167.10	94.93 4.64%	2,358,966.57 2,588.54	0.50% (123,200.53)	AA/AA AA	1.94 1.87
808513BY0	CHARLES SCHWAB CORP 2.45 03/03/2027	1,300,000.00	03/09/2022 2.73%	1,282,866.00 1,282,866.00	95.71 4.64%	1,244,176.77 13,093.89	0.26% (38,689.24)	A/A A	2.08 1.98
89114Tzt2	TORONTO-DOMINION BANK 2.8 03/10/2027	1,900,000.00	03/09/2022 2.97%	1,884,933.00 1,884,933.00	96.16 4.74%	1,827,058.91 20,836.67	0.39% (57,874.10)	A/A NA	2.10 1.99
665859AW4	NORTHERN TRUST CORP 4.0 05/10/2027	1,345,000.00	05/05/2022 4.04%	1,342,821.10 1,342,821.10	98.85 4.54%	1,329,569.23 12,105.00	0.28% (13,251.87)	A/A A	2.27 2.12
91324PEG3	UNITEDHEALTH GROUP INC 3.7 05/15/2027	1,365,000.00	05/17/2022 3.69%	1,365,638.40 1,365,638.40	98.14 4.57%	1,339,600.42 10,662.17	0.28% (26,037.98)	A/A A	2.28 2.14
22160KAM7	COSTCO WHOLESALE CORP 3.0 05/18/2027	2,500,000.00	07/15/2022 3.53%	2,441,975.00 2,441,975.00	97.15 4.32%	2,428,710.30 15,208.33	0.52% (13,264.70)	AA/AA NA	2.29 2.17
89115A2C5	TORONTO-DOMINION BANK 4.108 06/08/2027	1,400,000.00	08/26/2022 4.18%	1,395,310.00 1,395,310.00	98.61 4.74%	1,380,476.09 8,467.04	0.29% (14,833.91)	A/A NA	2.35 2.20
756109AU8	REALTY INCOME CORP 3.65 01/15/2028	4,500,000.00	-- 5.00%	4,242,810.00 4,242,810.00	97.08 4.72%	4,368,444.98 7,300.00	0.93% 125,634.98	A/A NA	2.96 2.75
24422EWR6	JOHN DEERE CAPITAL CORP 4.75 01/20/2028	2,450,000.00	01/23/2023 4.40%	2,487,705.50 2,487,705.50	100.80 4.46%	2,469,479.29 3,555.90	0.52% (18,226.21)	A/A A	2.97 2.74
91324PEP3	UNITEDHEALTH GROUP INC 5.25 02/15/2028	1,500,000.00	02/16/2023 4.75%	1,532,220.00 1,532,220.00	101.79 4.61%	1,526,834.43 36,312.50	0.32% (5,385.57)	A/A A	3.04 2.65
57636QAW4	MASTERCARD INC 4.875 03/09/2028	2,090,000.00	03/06/2023 4.90%	2,087,972.70 2,087,972.70	101.05 4.51%	2,112,020.01 40,188.96	0.45% 24,047.31	AA/A NA	3.10 2.73
037833ET3	APPLE INC 4.0 05/10/2028	1,650,000.00	05/08/2023 4.01%	1,649,083.50 1,649,083.50	98.95 4.35%	1,632,657.51 14,850.00	0.35% (16,425.99)	AAA/AA NA	3.27 3.00
58933YBH7	MERCK & CO INC 4.05 05/17/2028	1,975,000.00	05/08/2023 4.05%	1,975,392.25 1,975,392.25	98.93 4.40%	1,953,913.04 16,441.88	0.42% (21,479.21)	A/A NA	3.29 3.02
74340XCG4	PROLOGIS LP 4.875 06/15/2028	4,000,000.00	-- 5.11%	3,959,713.70 3,959,713.70	100.50 4.71%	4,019,891.40 24,916.67	0.85% 60,177.70	A/A NA	3.37 2.98
78016HZS2	ROYAL BANK OF CANADA 5.2 08/01/2028	3,500,000.00	09/12/2023 5.50%	3,454,675.00 3,454,675.00	101.24 4.81%	3,543,241.84 91,000.00	0.75% 88,566.84	A/A AA	3.50 3.17
69371RS64	PACCAR FINANCIAL CORP 4.95 08/10/2028	1,670,000.00	08/03/2023 4.99%	1,667,361.40 1,667,361.40	101.15 4.59%	1,689,195.95 39,265.88	0.36% 21,834.55	A/A NA	3.53 3.13
74456QBX3	PUBLIC SERVICE ELECTRIC AND GAS CO 3.65 09/01/2028	3,000,000.00	09/12/2023 5.15%	2,805,270.00 2,805,270.00	96.47 4.73%	2,894,209.38 45,625.00	0.61% 88,939.38	A/A NA	3.59 3.25

HOLDINGS REPORT



Cusip	Security Description	Par Value/ Units	Purchase Date Purchase Yield	Cost Value Book Value	Mkt Price Mkt YTM	Market Value Accrued Int.	% of Port. Gain/Loss	Moody's/ S&P/ Fitch	Maturity Duration
26442CAX2	DUKE ENERGY CAROLINAS LLC 3.95 11/15/2028	3,280,000.00	12/06/2023 4.81%	3,156,836.00 3,156,836.00	97.48 4.68%	3,197,360.99 27,351.56	0.68% 40,524.99	AA/A NA	3.79 3.44
66815L2Q1	NORTHWESTERN MUTUAL GLOBAL FUNDING 4.71 01/10/2029	2,400,000.00	-- 4.67%	2,404,556.16 2,404,556.16	99.45 4.86%	2,386,841.42 6,594.00	0.51% (17,714.74)	AAA/AA AAA	3.94 3.54
57629W5B2	MASSMUTUAL GLOBAL FUNDING II 4.85 01/17/2029	2,140,000.00	01/09/2024 4.85%	2,139,721.80 2,139,721.80	100.24 4.78%	2,145,182.52 4,036.28	0.46% 5,460.72	AA/AA AA	3.96 3.55
46647PAM8	JPMORGAN CHASE & CO 3.509 01/23/2029	3,300,000.00	01/18/2024 5.07%	3,116,157.00 3,116,157.00	96.39 5.00%	3,180,816.67 2,573.27	0.68% 64,659.67	A/A AA	3.98 2.78
61747YFA8	MORGAN STANLEY 5.123 02/01/2029	2,650,000.00	02/13/2024 5.31%	2,632,165.50 2,632,165.50	100.58 5.19%	2,665,345.86 67,879.75	0.57% 33,180.36	A/A A	4.00 2.75
63743HFN7	NATIONAL RURAL UTILITIES COOPERATIVE FINANCE CORP 4.85 02/07/2029	2,500,000.00	03/19/2024 5.02%	2,481,775.00 2,481,775.00	100.04 4.84%	2,500,975.33 58,604.17	0.53% 19,200.33	A/A A	4.02 3.52
532457CK2	ELI LILLY AND CO 4.5 02/09/2029	2,710,000.00	02/07/2024 4.51%	2,708,211.40 2,708,211.40	99.78 4.56%	2,704,081.41 58,265.00	0.57% (4,129.99)	A/A NA	4.02 3.56
17275RBR2	CISCO SYSTEMS INC 4.85 02/26/2029	1,960,000.00	02/21/2024 4.86%	1,959,314.00 1,959,314.00	100.78 4.64%	1,975,216.01 40,928.61	0.42% 15,902.01	A/AA NA	4.07 3.51
14913UAJ9	CATERPILLAR FINANCIAL SERVICES CORP 4.85 02/27/2029	2,500,000.00	03/19/2024 4.81%	2,504,150.00 2,504,150.00	100.74 4.65%	2,518,537.28 51,868.06	0.54% 14,387.28	A/A A	4.07 3.58
26442UAH7	DUKE ENERGY PROGRESS LLC 3.45 03/15/2029	1,500,000.00	05/10/2024 5.07%	1,396,687.88 1,396,687.88	95.10 4.77%	1,426,487.81 19,550.00	0.30% 29,799.93	AA/A NA	4.12 3.72
89115A2Y7	TORONTO-DOMINION BANK 4.994 04/05/2029	2,330,000.00	03/26/2024 4.99%	2,330,000.00 2,330,000.00	100.09 4.97%	2,332,087.03 37,493.84	0.50% 2,087.03	A/A AA	4.18 3.67
58989V2H6	MET TOWER GLOBAL FUNDING 5.25 04/12/2029	2,000,000.00	05/24/2024 5.27%	1,998,260.00 1,998,260.00	101.73 4.79%	2,034,633.62 31,791.67	0.43% 36,373.62	AA/AA AA	4.19 3.67
74460DAD1	PUBLIC STORAGE OPERATING CO 3.385 05/01/2029	3,000,000.00	-- 5.21%	2,762,330.00 2,762,330.00	94.74 4.77%	2,842,198.95 25,387.50	0.60% 79,868.95	A/A NA	4.25 3.85
57629W4T4	MASSMUTUAL GLOBAL FUNDING II 5.15 05/30/2029	1,850,000.00	05/22/2024 5.17%	1,848,464.50 1,848,464.50	101.41 4.78%	1,876,124.39 16,143.82	0.40% 27,659.89	AA/AA AA	4.33 3.81
64952WFG3	NEW YORK LIFE GLOBAL FUNDING 5.0 06/06/2029	2,120,000.00	06/03/2024 5.04%	2,115,929.60 2,115,929.60	100.83 4.78%	2,137,569.73 16,194.44	0.45% 21,640.13	AAA/AA AAA	4.34 3.84
437076DC3	HOME DEPOT INC 4.75 06/25/2029	3,000,000.00	06/20/2024 4.84%	2,987,610.00 2,987,610.00	100.29 4.67%	3,008,816.52 14,250.00	0.64% 21,206.52	A/A A	4.40 3.84
713448FX1	PEPSICO INC 4.5 07/17/2029	3,775,000.00	07/15/2024 4.53%	3,769,148.75 3,769,148.75	99.75 4.56%	3,765,711.08 6,606.25	0.80% (3,437.67)	A/A NA	4.46 3.99

HOLDINGS REPORT



Cusip	Security Description	Par Value/ Units	Purchase Date Purchase Yield	Cost Value Book Value	Mkt Price Mkt YTM	Market Value Accrued Int.	% of Port. Gain/Loss	Moody's/ S&P/ Fitch	Maturity Duration
171239ALO	CHUBB INA HOLDINGS LLC 4.65 08/15/2029	3,700,000.00	-- 4.51%	3,722,196.12 3,722,196.12	99.34 4.81%	3,675,746.65 86,502.92	0.78% (46,449.47)	A/A A	4.54 3.95
30303M8S4	META PLATFORMS INC 4.3 08/15/2029	2,280,000.00	08/12/2024 4.33%	2,276,460.36 2,276,460.36	98.80 4.60%	2,252,577.76 46,841.33	0.48% (23,882.60)	AA/AA NA	4.54 3.99
40139LBJ1	GUARDIAN LIFE GLOBAL FUNDING 4.179 09/26/2029	3,050,000.00	09/23/2024 4.18%	3,050,000.00 3,050,000.00	97.39 4.81%	2,970,275.38 44,256.77	0.63% (79,724.62)	AA/AA NA	4.65 4.10
64952WFK4	NEW YORK LIFE GLOBAL FUNDING 4.6 12/05/2029	3,445,000.00	12/02/2024 4.61%	3,443,036.35 3,443,036.35	99.21 4.78%	3,417,891.78 24,650.89	0.73% (25,144.57)	AAA/AA AAA	4.84 4.26
89236TNA9	TOYOTA MOTOR CREDIT CORP 4.95 01/09/2030	3,655,000.00	01/06/2025 5.00%	3,647,178.30 3,647,178.30	100.63 4.80%	3,677,974.12 11,056.38	0.78% 30,795.82	A/A A	4.94 4.32
Total Corporate		121,303,000.00	3.97%	120,129,147.11	98.63 4.69%	119,583,760.12	25.41% (545,386.99)		3.26 2.86
LAIF									
90LAIF\$00	Local Agency Investment Fund State Pool	43,853,884.12	-- 4.35%	43,853,884.12 43,853,884.12	1.00 4.35%	43,853,884.12 0.00	9.32% 0.00	NA/NA NA	0.00 0.00
Total LAIF		43,853,884.12	4.35%	43,853,884.12	1.00 4.35%	43,853,884.12	9.32% 0.00		0.00 0.00
MONEY MARKET FUND									
60934N807	FEDERATED HRMS GV O SVC	1,458,351.44	-- 4.04%	1,458,351.44 1,458,351.44	1.00 4.04%	1,458,351.44 0.00	0.31% 0.00	AAA/AAA AAA	0.00 0.00
Total Money Market Fund		1,458,351.44	4.04%	1,458,351.44	1.00 4.04%	1,458,351.44	0.31% 0.00		0.00 0.00
MUNICIPAL BONDS									
13063EGT7	CALIFORNIA STATE 4.5 08/01/2029	4,395,000.00	10/30/2024 4.37%	4,418,161.65 4,418,161.65	99.78 4.56%	4,385,120.04 47,246.25	0.93% (33,041.61)	AA/AA AA	4.50 4.03
Total Municipal Bonds		4,395,000.00	4.37%	4,418,161.65	99.78 4.56%	4,385,120.04	0.93% (33,041.61)		4.50 4.03
SUPRANATIONAL									

HOLDINGS REPORT



Cusip	Security Description	Par Value/ Units	Purchase Date Purchase Yield	Cost Value Book Value	Mkt Price Mkt YTM	Market Value Accrued Int.	% of Port. Gain/Loss	Moody's/ S&P/ Fitch	Maturity Duration
459058JL8	INTERNATIONAL BANK FOR RECONSTRUCTION AND DEVELOPM 0.5 10/28/2025	6,300,000.00	-- 0.59%	6,272,360.85 6,272,360.85	97.20 4.40%	6,123,885.89 8,137.50	1.30% (148,474.96)	AAA/AAA NA	0.74 0.72
4581X0DV7	INTER-AMERICAN DEVELOPMENT BANK 0.875 04/20/2026	6,390,000.00	04/13/2021 0.97%	6,360,733.80 6,360,733.80	95.98 4.31%	6,132,870.30 15,686.56	1.30% (227,863.50)	AAA/AAA NA	1.22 1.18
459058LN1	INTERNATIONAL BANK FOR RECONSTRUCTION AND DEVELOPM 3.875 10/16/2029	4,500,000.00	12/12/2024 4.47%	4,426,740.00 4,426,740.00	97.75 4.41%	4,398,780.47 50,859.38	0.93% (27,959.54)	AAA/AAA NA	4.71 4.20
Total				17,059,834.65	96.90	16,655,536.66	3.54%		1.96
Supranational		17,190,000.00	1.76%	17,059,834.65	4.37%	74,683.44	(404,297.99)		1.81

US TREASURY									
912828ZC7	UNITED STATES TREASURY 1.125 02/28/2025	7,000,000.00	03/18/2020 0.81%	7,108,007.81 7,108,007.81	99.77 4.38%	6,984,231.80 33,501.38	1.48% (123,776.01)	AAA/AA AA	0.08 0.07
91282CAM3	UNITED STATES TREASURY 0.25 09/30/2025	2,000,000.00	03/29/2021 4.26%	1,956,484.38 1,956,484.38	97.41 4.31%	1,948,171.88 1,703.30	0.41% (8,312.50)	AAA/AA AA	0.66 0.64
91282CAT8	UNITED STATES TREASURY 0.25 10/31/2025	6,000,000.00	02/19/2021 0.53%	5,923,125.00 5,923,125.00	97.10 4.29%	5,825,718.72 3,853.59	1.24% (97,406.28)	AAA/AA AA	0.75 0.72
91282CAZ4	UNITED STATES TREASURY 0.375 11/30/2025	3,800,000.00	03/26/2021 0.77%	3,731,867.19 3,731,867.19	96.87 4.29%	3,681,042.18 2,466.35	0.78% (50,825.01)	AAA/AA AA	0.83 0.80
91282CCW9	UNITED STATES TREASURY 0.75 08/31/2026	1,570,000.00	09/23/2021 0.90%	1,558,899.61 1,558,899.61	94.77 4.23%	1,487,942.98 5,009.25	0.32% (70,956.63)	AAA/AA AA	1.58 1.53
91282CCZ2	UNITED STATES TREASURY 0.875 09/30/2026	3,130,000.00	10/18/2021 1.19%	3,083,172.27 3,083,172.27	94.71 4.22%	2,964,452.36 9,329.81	0.63% (118,719.91)	AAA/AA AA	1.66 1.61
91282CDG3	UNITED STATES TREASURY 1.125 10/31/2026	3,120,000.00	11/15/2021 1.25%	3,100,987.50 3,100,987.50	94.88 4.21%	2,960,221.87 9,017.40	0.63% (140,765.63)	AAA/AA AA	1.75 1.68
91282CET4	UNITED STATES TREASURY 2.625 05/31/2027	2,400,000.00	06/09/2022 3.07%	2,351,156.25 2,351,156.25	96.50 4.22%	2,316,000.00 10,903.85	0.49% (35,156.25)	AAA/AA AA	2.33 2.21
91282CEW7	UNITED STATES TREASURY 3.25 06/30/2027	6,650,000.00	-- 3.12%	6,690,380.86 6,690,380.86	97.85 4.20%	6,506,869.12 19,104.97	1.38% (183,511.74)	AAA/AA AA	2.41 2.28
91282CFB2	UNITED STATES TREASURY 2.75 07/31/2027	1,300,000.00	08/22/2022 3.12%	1,277,960.94 1,277,960.94	96.54 4.23%	1,255,007.81 98.76	0.27% (22,953.13)	AAA/AA AA	2.50 2.37
91282CFH9	UNITED STATES TREASURY 3.125 08/31/2027	3,450,000.00	-- 3.45%	3,399,517.58 3,399,517.58	97.33 4.23%	3,357,820.31 45,864.99	0.71% (41,697.27)	AAA/AA AA	2.58 2.40

HOLDINGS REPORT



Cusip	Security Description	Par Value/ Units	Purchase Date Purchase Yield	Cost Value Book Value	Mkt Price Mkt YTM	Market Value Accrued Int.	% of Port. Gain/Loss	Moody's/ S&P/ Fitch	Maturity Duration
91282CFM8	UNITED STATES TREASURY 4.125 09/30/2027	2,800,000.00	-- 4.37%	2,770,000.01 2,770,000.01	99.77 4.22%	2,793,546.87 39,346.15	0.59% 23,546.86	AAA/AA AA	2.66 2.45
91282CFZ9	UNITED STATES TREASURY 3.875 11/30/2027	4,600,000.00	-- 3.74%	4,628,085.94 4,628,085.94	99.04 4.24%	4,555,976.57 30,850.96	0.97% (72,109.37)	AAA/AA AA	2.83 2.63
91282CGC9	UNITED STATES TREASURY 3.875 12/31/2027	7,000,000.00	-- 3.78%	7,028,945.31 7,028,945.31	99.04 4.23%	6,932,734.34 23,977.90	1.47% (96,210.97)	AAA/AA AA	2.91 2.71
91282CGH8	UNITED STATES TREASURY 3.5 01/31/2028	7,000,000.00	02/16/2023 4.05%	6,828,007.81 6,828,007.81	97.95 4.24%	6,856,445.33 676.80	1.46% 28,437.52	AAA/AA AA	3.00 2.80
91282CGP0	UNITED STATES TREASURY 4.0 02/29/2028	7,000,000.00	02/23/2023 4.16%	6,949,960.94 6,949,960.94	99.29 4.25%	6,950,234.34 119,116.02	1.48% 273.40	AAA/AA AA	3.08 2.81
91282CHE4	UNITED STATES TREASURY 3.625 05/31/2028	7,000,000.00	06/14/2023 4.00%	6,884,335.94 6,884,335.94	98.02 4.27%	6,861,093.75 43,918.27	1.46% (23,242.19)	AAA/AA AA	3.33 3.07
91282CHX2	UNITED STATES TREASURY 4.375 08/31/2028	1,900,000.00	09/25/2023 4.62%	1,879,960.94 1,879,960.94	100.28 4.29%	1,905,343.75 35,362.57	0.40% 25,382.81	AAA/AA AA	3.58 3.21
91282CJA0	UNITED STATES TREASURY 4.625 09/30/2028	5,800,000.00	10/04/2023 4.77%	5,763,296.88 5,763,296.88	101.12 4.29%	5,864,796.90 91,381.87	1.25% 101,500.02	AAA/AA AA	3.67 3.28
91282CJF9	UNITED STATES TREASURY 4.875 10/31/2028	2,000,000.00	10/27/2023 4.79%	2,007,578.13 2,007,578.13	101.98 4.30%	2,039,531.24 25,048.34	0.43% 31,953.11	AAA/AA AA	3.75 3.35
91282CJN2	UNITED STATES TREASURY 4.375 11/30/2028	3,400,000.00	12/28/2023 3.83%	3,482,875.00 3,482,875.00	100.25 4.30%	3,408,500.00 25,745.19	0.72% (74,375.00)	AAA/AA AA	3.83 3.46
91282CJR3	UNITED STATES TREASURY 3.75 12/31/2028	11,000,000.00	-- 3.99%	10,883,007.81 10,883,007.81	98.01 4.31%	10,780,859.32 36,464.09	2.29% (102,148.49)	AAA/AA AA	3.92 3.58
91282CJW2	UNITED STATES TREASURY 4.0 01/31/2029	5,000,000.00	02/13/2024 4.26%	4,943,164.06 4,943,164.06	98.88 4.31%	4,943,945.30 552.49	1.05% 781.24	AAA/AA AA	4.00 3.65
91282CKD2	UNITED STATES TREASURY 4.25 02/28/2029	7,000,000.00	02/27/2024 4.30%	6,985,234.38 6,985,234.38	99.76 4.31%	6,983,046.84 126,560.77	1.48% (2,187.54)	AAA/AA AA	4.08 3.63
91282CKG5	UNITED STATES TREASURY 4.125 03/31/2029	7,000,000.00	04/10/2024 4.62%	6,848,515.63 6,848,515.63	99.26 4.32%	6,948,046.84 98,365.38	1.48% 99,531.21	AAA/AA AA	4.16 3.72
91282CKP5	UNITED STATES TREASURY 4.625 04/30/2029	7,000,000.00	-- 4.48%	7,043,730.48 7,043,730.48	101.17 4.32%	7,081,757.83 83,173.34	1.50% 38,027.35	AAA/AA AA	4.24 3.77
91282CKT7	UNITED STATES TREASURY 4.5 05/31/2029	4,400,000.00	06/20/2024 4.27%	4,445,375.00 4,445,375.00	100.70 4.32%	4,430,593.73 34,269.23	0.94% (14,781.27)	AAA/AA AA	4.33 3.86
91282CKX8	UNITED STATES TREASURY 4.25 06/30/2029	4,000,000.00	07/18/2024 4.09%	4,028,281.25 4,028,281.25	99.69 4.33%	3,987,656.24 15,027.62	0.85% (40,625.01)	AAA/AA AA	4.41 3.96
91282CLK5	UNITED STATES TREASURY 3.625 08/31/2029	8,000,000.00	09/11/2024 3.45%	8,062,812.50 8,062,812.50	97.12 4.33%	7,769,375.04 123,370.17	1.65% (293,437.46)	AAA/AA AA	4.58 4.09

HOLDINGS REPORT



Cusip	Security Description	Par Value/ Units	Purchase Date Purchase Yield	Cost Value Book Value	Mkt Price Mkt YTM	Market Value Accrued Int.	% of Port. Gain/Loss	Moody's/ S&P/ Fitch	Maturity Duration
91282CLN9	UNITED STATES TREASURY 3.5 09/30/2029	8,500,000.00	-- 3.66%	8,437,500.00 8,437,500.00	96.52 4.33%	8,204,160.14 101,346.15	1.74% (233,339.87)	AAA/AA AA	4.66 4.18
91282CMA6	UNITED STATES TREASURY 4.125 11/30/2029	4,500,000.00	12/16/2024 4.25%	4,474,160.16 4,474,160.16	99.13 4.33%	4,460,625.00 32,127.40	0.95% (13,535.16)	AAA/AA AA	4.83 4.30
Total US Treasury		155,320,000.00	3.52%	154,556,387.56	98.56 4.29%	153,045,748.39 1,227,534.37	32.52% (1,510,639.16)		3.21 2.91
Total Portfolio		477,959,074.41	3.66%	473,002,332.00	88.95 4.45%	470,630,086.40 2,823,014.85	100.00% (2,372,245.60)		2.71 2.31
Total Market Value + Accrued						473,453,101.25			

TRANSACTION LEDGER



Transaction Type	Settlement Date	CUSIP	Quantity	Security Description	Price	Acq/Disp Yield	Amount	Interest Pur/Sold	Total Amount	Gain/Loss
ACQUISITIONS										
Purchase	01/02/2025	90LAIF\$00	3,000,000.00	Local Agency Investment Fund State Pool	1.000	4.38%	(3,000,000.00)	0.00	(3,000,000.00)	0.00
Purchase	01/03/2025	60934N807	5,770.75	FEDERATED HRMS GV O SVC	1.000	4.12%	(5,770.75)	0.00	(5,770.75)	0.00
Purchase	01/06/2025	90LAIF\$00	1,300,000.00	Local Agency Investment Fund State Pool	1.000	4.38%	(1,300,000.00)	0.00	(1,300,000.00)	0.00
Purchase	01/07/2025	60934N807	4,220,000.00	FEDERATED HRMS GV O SVC	1.000	4.12%	(4,220,000.00)	0.00	(4,220,000.00)	0.00
Purchase	01/07/2025	60934N807	34,287.50	FEDERATED HRMS GV O SVC	1.000	4.12%	(34,287.50)	0.00	(34,287.50)	0.00
Purchase	01/09/2025	89236TNA9	3,655,000.00	TOYOTA MOTOR CREDIT CORP 4.95 01/09/2030	99.786	5.00%	(3,647,178.30)	0.00	(3,647,178.30)	0.00
Purchase	01/10/2025	60934N807	56,520.00	FEDERATED HRMS GV O SVC	1.000	4.12%	(56,520.00)	0.00	(56,520.00)	0.00
Purchase	01/13/2025	60934N807	23,296.88	FEDERATED HRMS GV O SVC	1.000	4.12%	(23,296.88)	0.00	(23,296.88)	0.00
Purchase	01/13/2025	90LAIF\$00	5,000,000.00	Local Agency Investment Fund State Pool	1.000	4.37%	(5,000,000.00)	0.00	(5,000,000.00)	0.00
Purchase	01/13/2025	90LAIF\$00	2,000,000.00	Local Agency Investment Fund State Pool	1.000	4.37%	(2,000,000.00)	0.00	(2,000,000.00)	0.00
Purchase	01/15/2025	60934N807	198,913.90	FEDERATED HRMS GV O SVC	1.000	4.12%	(198,913.90)	0.00	(198,913.90)	0.00
Purchase	01/15/2025	60934N807	317,126.77	FEDERATED HRMS GV O SVC	1.000	4.12%	(317,126.77)	0.00	(317,126.77)	0.00
Purchase	01/15/2025	90LAIF\$00	157,829.65	Local Agency Investment Fund State Pool	1.000	4.36%	(157,829.65)	0.00	(157,829.65)	0.00
Purchase	01/15/2025	90LAIF\$00	154,028.12	Local Agency Investment Fund State Pool	1.000	4.36%	(154,028.12)	0.00	(154,028.12)	0.00
Purchase	01/16/2025	60934N807	21,933.99	FEDERATED HRMS GV O SVC	1.000	4.12%	(21,933.99)	0.00	(21,933.99)	0.00
Purchase	01/16/2025	60934N807	55,875.59	FEDERATED HRMS GV O SVC	1.000	4.12%	(55,875.59)	0.00	(55,875.59)	0.00

TRANSACTION LEDGER



Transaction Type	Settlement Date	CUSIP	Quantity	Security Description	Price	Acq/Disp Yield	Amount	Interest Pur/Sold	Total Amount	Gain/Loss
Purchase	01/16/2025	90LAIF\$00	2,000,000.00	Local Agency Investment Fund State Pool	1.000	4.36%	(2,000,000.00)	0.00	(2,000,000.00)	0.00
Purchase	01/17/2025	60934N807	136,832.50	FEDERATED HRMS GV O SVC	1.000	4.12%	(136,832.50)	0.00	(136,832.50)	0.00
Purchase	01/17/2025	90LAIF\$00	2,000,000.00	Local Agency Investment Fund State Pool	1.000	4.36%	(2,000,000.00)	0.00	(2,000,000.00)	0.00
Purchase	01/21/2025	60934N807	83,047.18	FEDERATED HRMS GV O SVC	1.000	4.12%	(83,047.18)	0.00	(83,047.18)	0.00
Purchase	01/21/2025	60934N807	37,039.72	FEDERATED HRMS GV O SVC	1.000	4.12%	(37,039.72)	0.00	(37,039.72)	0.00
Purchase	01/21/2025	90LAIF\$00	2,000,000.00	Local Agency Investment Fund State Pool	1.000	4.36%	(2,000,000.00)	0.00	(2,000,000.00)	0.00
Purchase	01/21/2025	90LAIF\$00	2,000,000.00	Local Agency Investment Fund State Pool	1.000	4.36%	(2,000,000.00)	0.00	(2,000,000.00)	0.00
Purchase	01/22/2025	44935WAD9	2,090,000.00	HALST 25A A3 4.83 01/18/2028	99.993	4.36%	(2,089,843.46)	0.00	(2,089,843.46)	0.00
Purchase	01/23/2025	60934N807	57,898.50	FEDERATED HRMS GV O SVC	1.000	4.12%	(57,898.50)	0.00	(57,898.50)	0.00
Purchase	01/27/2025	60934N807	161,671.14	FEDERATED HRMS GV O SVC	1.000	4.12%	(161,671.14)	0.00	(161,671.14)	0.00
Purchase	01/27/2025	60934N807	47,796.64	FEDERATED HRMS GV O SVC	1.000	4.12%	(47,796.64)	0.00	(47,796.64)	0.00
Purchase	01/27/2025	90LAIF\$00	4,300,000.00	Local Agency Investment Fund State Pool	1.000	4.35%	(4,300,000.00)	0.00	(4,300,000.00)	0.00
Purchase	01/27/2025	90LAIF\$00	6,000,000.00	Local Agency Investment Fund State Pool	1.000	4.35%	(6,000,000.00)	0.00	(6,000,000.00)	0.00
Purchase	01/29/2025	90LAIF\$00	7,850,000.00	Local Agency Investment Fund State Pool	1.000	4.35%	(7,850,000.00)	0.00	(7,850,000.00)	0.00
Purchase	01/29/2025	90LAIF\$00	7,850,000.00	Local Agency Investment Fund State Pool	1.000	4.35%	(7,850,000.00)	0.00	(7,850,000.00)	0.00
Purchase	01/31/2025	60934N807	240,375.00	FEDERATED HRMS GV O SVC	1.000	4.04%	(240,375.00)	0.00	(240,375.00)	0.00
Total Purchase			57,055,243.83				(57,047,265.59)	0.00	(57,047,265.59)	0.00

TRANSACTION LEDGER



Transaction Type	Settlement Date	CUSIP	Quantity	Security Description	Price	Acq/Disp Yield	Amount	Interest Pur/Sold	Total Amount	Gain/Loss
TOTAL ACQUISITIONS			57,055,243.83				(57,047,265.59)	0.00	(57,047,265.59)	0.00
OTHER TRANSACTIONS										
Maturity	01/07/2025	3135G0X24	(4,220,000.00)	FEDERAL NATIONAL MORTGAGE ASSOCIATION 1.625 01/07/2025	100.000	1.63%	4,220,000.00	0.00	4,220,000.00	(62,878.20)
Total Maturity			(4,220,000.00)				4,220,000.00	0.00	4,220,000.00	(62,878.20)
Sale	01/07/2025	90LAIF\$00	(1,300,000.00)	Local Agency Investment Fund State Pool	1.000	4.38%	1,300,000.00	0.00	1,300,000.00	0.00
Sale	01/08/2025	90LAIF\$00	(2,100,000.00)	Local Agency Investment Fund State Pool	1.000	4.38%	2,100,000.00	0.00	2,100,000.00	0.00
Sale	01/09/2025	60934N807	(3,647,178.30)	FEDERATED HRMS GV O SVC	1.000	4.12%	3,647,178.30	0.00	3,647,178.30	0.00
Sale	01/09/2025	90LAIF\$00	(5,000,000.00)	Local Agency Investment Fund State Pool	1.000	4.37%	5,000,000.00	0.00	5,000,000.00	0.00
Sale	01/14/2025	90LAIF\$00	(4,800,000.00)	Local Agency Investment Fund State Pool	1.000	4.37%	4,800,000.00	0.00	4,800,000.00	0.00
Sale	01/15/2025	90LAIF\$00	(2,000,000.00)	Local Agency Investment Fund State Pool	1.000	4.36%	2,000,000.00	0.00	2,000,000.00	0.00
Sale	01/15/2025	90LAIF\$00	(8,000,000.00)	Local Agency Investment Fund State Pool	1.000	4.36%	8,000,000.00	0.00	8,000,000.00	0.00
Sale	01/22/2025	60934N807	(1,169,843.46)	FEDERATED HRMS GV O SVC	1.000	4.12%	1,169,843.46	0.00	1,169,843.46	0.00
Sale	01/22/2025	60934N807	(920,000.00)	FEDERATED HRMS GV O SVC	1.000	4.12%	920,000.00	0.00	920,000.00	0.00
Sale	01/22/2025	90LAIF\$00	(2,000,000.00)	Local Agency Investment Fund State Pool	1.000	4.36%	2,000,000.00	0.00	2,000,000.00	0.00
Sale	01/22/2025	90LAIF\$00	(2,000,000.00)	Local Agency Investment Fund State Pool	1.000	4.36%	2,000,000.00	0.00	2,000,000.00	0.00
Sale	01/30/2025	90LAIF\$00	(2,800,000.00)	Local Agency Investment Fund State Pool	1.000	4.35%	2,800,000.00	0.00	2,800,000.00	0.00

TRANSACTION LEDGER



Transaction Type	Settlement Date	CUSIP	Quantity	Security Description	Price	Acq/Disp Yield	Amount	Interest Pur/Sold	Total Amount	Gain/Loss
Sale	01/30/2025	90LAIF\$00	(3,200,000.00)	Local Agency Investment Fund State Pool	1.000	4.35%	3,200,000.00	0.00	3,200,000.00	0.00
Total Sale			(38,937,021.76)				38,937,021.76	0.00	38,937,021.76	0.00
TOTAL OTHER TRANSACTIONS			(43,157,021.76)				43,157,021.76	0.00	43,157,021.76	(62,878.20)
OTHER TRANSACTIONS										
Cash Transfer	01/02/2025	CCYUSD	3,000,000.00	Cash		0.00%	3,000,000.00	0.00	3,000,000.00	0.00
Cash Transfer	01/06/2025	CCYUSD	1,300,000.00	Cash		0.00%	1,300,000.00	0.00	1,300,000.00	0.00
Cash Transfer	01/07/2025	CCYUSD	(1,300,000.00)	Cash		0.00%	(1,300,000.00)	0.00	(1,300,000.00)	0.00
Cash Transfer	01/08/2025	CCYUSD	(2,100,000.00)	Cash		0.00%	(2,100,000.00)	0.00	(2,100,000.00)	0.00
Cash Transfer	01/09/2025	CCYUSD	(5,000,000.00)	Cash		0.00%	(5,000,000.00)	0.00	(5,000,000.00)	0.00
Cash Transfer	01/13/2025	CCYUSD	7,000,000.00	Cash		0.00%	7,000,000.00	0.00	7,000,000.00	0.00
Cash Transfer	01/14/2025	CCYUSD	(4,800,000.00)	Cash		0.00%	(4,800,000.00)	0.00	(4,800,000.00)	0.00
Cash Transfer	01/15/2025	CCYUSD	(10,000,000.00)	Cash		0.00%	(10,000,000.00)	0.00	(10,000,000.00)	0.00
Cash Transfer	01/16/2025	CCYUSD	2,000,000.00	Cash		0.00%	2,000,000.00	0.00	2,000,000.00	0.00
Cash Transfer	01/17/2025	CCYUSD	2,000,000.00	Cash		0.00%	2,000,000.00	0.00	2,000,000.00	0.00
Cash Transfer	01/21/2025	CCYUSD	4,000,000.00	Cash		0.00%	4,000,000.00	0.00	4,000,000.00	0.00
Cash Transfer	01/22/2025	CCYUSD	(4,000,000.00)	Cash		0.00%	(4,000,000.00)	0.00	(4,000,000.00)	0.00
Cash Transfer	01/27/2025	CCYUSD	10,300,000.00	Cash		0.00%	10,300,000.00	0.00	10,300,000.00	0.00
Cash Transfer	01/29/2025	CCYUSD	15,700,000.00	Cash		0.00%	15,700,000.00	0.00	15,700,000.00	0.00
Cash Transfer	01/30/2025	CCYUSD	(6,000,000.00)	Cash		0.00%	(6,000,000.00)	0.00	(6,000,000.00)	0.00
Total Cash Transfer			12,100,000.00				12,100,000.00	0.00	12,100,000.00	0.00
Coupon	01/01/2025	3137BSP72	0.00	FHMS K-058 A2 2.653 08/25/2026		1.37%	3,316.25	0.00	3,316.25	0.00
Coupon	01/01/2025	3137BSRE5	0.00	FHMS K-059 A2 3.12 09/25/2026		2.09%	7,800.00	0.00	7,800.00	0.00
Coupon	01/01/2025	3137F4D41	0.00	FHMS K-074 A2 3.6 01/25/2028		4.22%	9,000.00	0.00	9,000.00	0.00
Coupon	01/01/2025	3137FG6X8	0.00	FHMS K-077 A2 3.85 05/25/2028		4.31%	17,068.33	0.00	17,068.33	0.00

TRANSACTION LEDGER



Transaction Type	Settlement Date	CUSIP	Quantity	Security Description	Price	Acq/Disp Yield	Amount	Interest Pur/Sold	Total Amount	Gain/Loss
Coupon	01/01/2025	3137FETN0	0.00	FHMS K-073 A2 3.35 01/25/2028		4.42%	16,750.00	0.00	16,750.00	0.00
Coupon	01/01/2025	3137FGR31	0.00	FHMS K-078 A2 3.854 06/25/2028		4.48%	6,413.70	0.00	6,413.70	0.00
Coupon	01/01/2025	3137FEBQ2	0.00	FHMS K-072 A2 3.444 12/25/2027		4.56%	13,460.30	0.00	13,460.30	0.00
Coupon	01/01/2025	3137H4BY5	0.00	FHMS K-746 A2 2.031 09/25/2028		4.56%	8,462.50	0.00	8,462.50	0.00
Coupon	01/01/2025	3137FBBX3	0.00	FHMS K-068 A2 3.244 08/25/2027		4.67%	7,163.83	0.00	7,163.83	0.00
Coupon	01/01/2025	3137FLMV3	0.00	FHMS K-090 A2 3.422 02/25/2029		4.87%	14,115.75	0.00	14,115.75	0.00
Coupon	01/01/2025	3137FJKE8	0.00	FHMS K-082 A2 3.92 09/25/2028		4.89%	8,166.67	0.00	8,166.67	0.00
Coupon	01/01/2025	3137FLYV0	0.00	FHMS K-092 A2 3.298 04/25/2029		4.94%	8,245.00	0.00	8,245.00	0.00
Coupon	01/01/2025	3137H5YC5	0.00	FHMS K-748 A2 2.26 01/25/2029		5.06%	15,066.66	0.00	15,066.66	0.00
Coupon	01/01/2025	3137FJEH8	0.00	FHMS K-081 A2 3.9 08/25/2028		5.09%	10,231.00	0.00	10,231.00	0.00
Coupon	01/07/2025	3135G0X24	0.00	FEDERAL NATIONAL MORTGAGE ASSOCIATION 1.625 01/07/2025		1.63%	34,287.50	0.00	34,287.50	0.00
Coupon	01/10/2025	66815L2Q1	0.00	NORTHWESTERN MUTUAL GLOBAL FUNDING 4.71 01/10/2029		4.67%	56,520.00	0.00	56,520.00	0.00
Coupon	01/11/2025	59217GER6	0.00	METROPOLITAN LIFE GLOBAL FUNDING I 1.875 01/11/2027		1.90%	23,296.88	0.00	23,296.88	0.00
Coupon	01/15/2025	47789QAC4	0.00	JDOT 2021-B A3 0.52 03/16/2026		0.52%	70.84	0.00	70.84	0.00
Coupon	01/15/2025	89238JAC9	0.00	TAOT 2021-D A3 0.71 04/15/2026		0.71%	95.34	0.00	95.34	0.00

TRANSACTION LEDGER



Transaction Type	Settlement Date	CUSIP	Quantity	Security Description	Price	Acq/Disp Yield	Amount	Interest Pur/Sold	Total Amount	Gain/Loss
Coupon	01/15/2025	44935FAD6	0.00	HART 2021-C A3 0.74 05/15/2026		0.75%	47.04	0.00	47.04	0.00
Coupon	01/15/2025	43815BAC4	0.00	HAROT 2022-1 A3 1.88 05/15/2026		1.88%	815.35	0.00	815.35	0.00
Coupon	01/15/2025	448977AD0	0.00	HART 2022-A A3 2.22 10/15/2026		2.22%	816.81	0.00	816.81	0.00
Coupon	01/15/2025	47787JAC2	0.00	JDOT 2022 A3 0.36 09/15/2026		2.33%	571.67	0.00	571.67	0.00
Coupon	01/15/2025	02582JIT8	0.00	AMXCA 2022-2 A 3.39 05/17/2027		3.40%	7,811.13	0.00	7,811.13	0.00
Coupon	01/15/2025	92970QAE5	0.00	WFCIT 2024-2 A 4.29 10/15/2029		4.29%	8,329.75	0.00	8,329.75	0.00
Coupon	01/15/2025	05522RDH8	0.00	BACCT 2023-2 A 4.98 11/16/2026		4.85%	8,300.00	0.00	8,300.00	0.00
Coupon	01/15/2025	05522RDJ4	0.00	BACCT 2024-1 A 4.93 05/15/2029		4.93%	8,606.96	0.00	8,606.96	0.00
Coupon	01/15/2025	448973AD9	0.00	HART 2024-A A3 4.99 02/15/2029		4.98%	8,316.67	0.00	8,316.67	0.00
Coupon	01/15/2025	756109AU8	0.00	REALTY INCOME CORP 3.65 01/15/2028		5.00%	82,125.00	0.00	82,125.00	0.00
Coupon	01/15/2025	47800CAC0	0.00	JDOT 2023 A3 5.01 11/15/2027		5.01%	7,849.00	0.00	7,849.00	0.00
Coupon	01/15/2025	161571HT4	0.00	CHAIT 2023-1 A 5.16 09/15/2028		5.17%	15,673.50	0.00	15,673.50	0.00
Coupon	01/15/2025	47786WAD2	0.00	JDOT 2024-B A3 5.2 03/15/2029		5.20%	9,100.00	0.00	9,100.00	0.00
Coupon	01/15/2025	437918AC9	0.00	HAROT 2024-1 A3 5.21 08/15/2028		5.21%	14,913.63	0.00	14,913.63	0.00
Coupon	01/15/2025	02582JKH2	0.00	AMXCA 2024-1 A 5.23 04/16/2029		5.23%	13,380.08	0.00	13,380.08	0.00
Coupon	01/15/2025	58770JAD6	0.00	MBALT 2024-A A3 5.32 01/18/2028		5.32%	4,810.17	0.00	4,810.17	0.00
Coupon	01/15/2025	44934FAD7	0.00	HALST 2024-B A3 5.41 05/17/2027		5.41%	7,280.96	0.00	7,280.96	0.00

TRANSACTION LEDGER



Transaction Type	Settlement Date	CUSIP	Quantity	Security Description	Price	Acq/Disp Yield	Amount	Interest Pur/Sold	Total Amount	Gain/Loss
Coupon	01/16/2025	362554AC1	0.00	GMCAR 2021-4 A3 0.68 09/16/2026		0.68%	92.75	0.00	92.75	0.00
Coupon	01/16/2025	57629WDE7	0.00	MASSMUTUAL GLOBAL FUNDING II 1.2 07/16/2026		1.21%	13,632.00	0.00	13,632.00	0.00
Coupon	01/16/2025	380146AC4	0.00	GMCAR 2022-1 A3 1.26 11/16/2026		1.26%	186.53	0.00	186.53	0.00
Coupon	01/16/2025	36268GAD7	0.00	GMCAR 2024-1 A3 4.85 12/18/2028		4.90%	8,022.71	0.00	8,022.71	0.00
Coupon	01/17/2025	713448FX1	0.00	PEPSICO INC 4.5 07/17/2029		4.53%	84,937.50	0.00	84,937.50	0.00
Coupon	01/17/2025	57629W5B2	0.00	MASSMUTUAL GLOBAL FUNDING II 4.85 01/17/2029		4.85%	51,895.00	0.00	51,895.00	0.00
Coupon	01/18/2025	437930AC4	0.00	HAROT 2024-2 A3 5.27 11/20/2028		5.27%	6,214.21	0.00	6,214.21	0.00
Coupon	01/20/2025	24422EWR6	0.00	JOHN DEERE CAPITAL CORP 4.75 01/20/2028		4.40%	58,187.50	0.00	58,187.50	0.00
Coupon	01/20/2025	36269WAD1	0.00	GMALT 2024-2 A3 5.39 07/20/2027		5.39%	6,715.05	0.00	6,715.05	0.00
Coupon	01/21/2025	3137EAEU9	0.00	FEDERAL HOME LOAN MORTGAGE CORP 0.375 07/21/2025		0.45%	11,812.50	0.00	11,812.50	0.00
Coupon	01/21/2025	43815GAC3	0.00	HAROT 2021-4 A3 0.88 01/21/2026		0.89%	117.92	0.00	117.92	0.00
Coupon	01/23/2025	46647PAM8	0.00	JPMORGAN CHASE & CO 3.509 01/23/2029		4.78%	57,898.50	0.00	57,898.50	0.00
Coupon	01/25/2025	05602RAD3	0.00	BMWOT 2022-A A3 3.21 08/25/2026		3.21%	933.73	0.00	933.73	0.00
Coupon	01/25/2025	05611UAD5	0.00	BMWLT 2024-1 A3 4.98 03/25/2027		5.01%	7,470.00	0.00	7,470.00	0.00
Coupon	01/25/2025	096919AD7	0.00	BMWOT 2024-A A3 5.18 02/26/2029		5.18%	8,007.42	0.00	8,007.42	0.00
Coupon	01/31/2025	91282CFB2	0.00	UNITED STATES TREASURY 2.75 07/31/2027		3.12%	17,875.00	0.00	17,875.00	0.00

TRANSACTION LEDGER



Transaction Type	Settlement Date	CUSIP	Quantity	Security Description	Price	Acq/Disp Yield	Amount	Interest Pur/Sold	Total Amount	Gain/Loss
Coupon	01/31/2025	91282CGH8	0.00	UNITED STATES TREASURY 3.5 01/31/2028		4.05%	122,500.00	0.00	122,500.00	0.00
Coupon	01/31/2025	91282CJW2	0.00	UNITED STATES TREASURY 4.0 01/31/2029		4.26%	100,000.00	0.00	100,000.00	0.00
Total Coupon			0.00				1,014,776.59	0.00	1,014,776.59	0.00
Dividend	01/01/2025	90LAIF\$00	0.00	Local Agency Investment Fund State Pool		4.40%	9,099.42	0.00	9,099.42	0.00
Dividend	01/31/2025	60934N807	0.00	FEDERATED HRMS GV O SVC		4.10%	7,182.29	0.00	7,182.29	0.00
Total Dividend			0.00				16,281.71	0.00	16,281.71	0.00
Principal Paydown	01/15/2025	47789QAC4	41,716.21	JDOT 2021-B A3 0.52 03/16/2026		0.52%	41,716.21	--	41,716.21	3.73
Principal Paydown	01/15/2025	89238JAC9	36,370.57	TAOT 2021-D A3 0.71 04/15/2026		0.71%	36,370.57	--	36,370.57	0.78
Principal Paydown	01/15/2025	44935FAD6	30,412.04	HART 2021-C A3 0.74 05/15/2026		0.75%	30,412.04	--	30,412.04	6.79
Principal Paydown	01/15/2025	43815BAC4	75,037.35	HAROT 2022-1 A3 1.88 05/15/2026		1.88%	75,037.35	--	75,037.35	11.29
Principal Paydown	01/15/2025	448977AD0	63,584.45	HART 2022-A A3 2.22 10/15/2026		2.22%	63,584.45	--	63,584.45	2.45
Principal Paydown	01/15/2025	47787JAC2	37,719.64	JDOT 2022 A3 0.36 09/15/2026		2.33%	37,719.64	--	37,719.64	8.35
Principal Paydown	01/15/2025	47800CAC0	32,286.51	JDOT 2023 A3 5.01 11/15/2027		5.01%	32,286.51	--	32,286.51	5.88
Principal Paydown	01/16/2025	362554AC1	27,782.42	GMCAR 2021-4 A3 0.68 09/16/2026		0.68%	27,782.42	--	27,782.42	0.71
Principal Paydown	01/16/2025	380146AC4	28,093.17	GMCAR 2022-1 A3 1.26 11/16/2026		1.26%	28,093.17	--	28,093.17	2.44
Principal Paydown	01/21/2025	43815GAC3	37,039.72	HAROT 2021-4 A3 0.88 01/21/2026		0.89%	37,039.72	--	37,039.72	7.81
Principal Paydown	01/25/2025	05602RAD3	47,796.64	BMWOT 2022-A A3 3.21 08/25/2026		3.21%	47,796.64	--	47,796.64	2.49
Total Principal Paydown			457,838.72				457,838.72	--	457,838.72	52.71

TRANSACTION LEDGER



Transaction Type	Settlement Date	CUSIP	Quantity	Security Description	Price	Acq/Disp Yield	Amount	Interest Pur/Sold	Total Amount	Gain/Loss
TOTAL OTHER TRANSACTIONS			12,557,838.72				13,588,897.02	0.00	13,588,897.02	52.71

INCOME EARNED



Cusip	Security Description	Trade Date Settle Date Units	Book Value: Begin Book Value: Acq Book Value: Disp Book Value: End	Prior Accrued Inc. Received Ending Accrued Total Interest	Accr. Of Discount Amort. Of Premium Net Accret/Amort Income Earned	Total Income
CASH & EQUIVALENTS						
60934N807	FEDERATED HRMS GV O SVC	1,458,351.44	1,496,987.14 5,698,386.06 (5,737,021.76) 1,458,351.44	0.00 5,770.75 0.00 5,770.75	0.00 0.00 0.00 5,770.75	5,770.75
CCYUSD	Cash	0.00	0.00 0.00 0.00 0.00	0.00 0.00 0.00 0.00	0.00 0.00 0.00 0.00	0.00
CCYUSD	Receivable	121,956.75	308,529.10 0.00 0.00 121,956.75	0.00 0.00 0.00 0.00	0.00 0.00 0.00 0.00	0.00
Total Cash & Equivalents			1,580,308.19	5,770.75	5,770.75	5,770.75
FIXED INCOME						
023135BX3	AMAZON.COM INC 1.0 05/12/2026	05/10/2021 05/12/2021 4,865,000.00	4,843,983.20 0.00 0.00 4,843,983.20	6,621.81 0.00 10,675.97 4,054.17	0.00 0.00 0.00 4,054.17	4,054.17
02582JJT8	AMXCA 2022-2 A 3.39 05/17/2027	05/17/2022 05/24/2022 2,765,000.00	2,764,388.38 0.00 0.00 2,764,388.38	4,165.93 7,811.13 4,165.93 7,811.13	0.00 0.00 0.00 7,811.13	7,811.13
02582JKH2	AMXCA 2024-1 A 5.23 04/16/2029	04/16/2024 04/23/2024 3,070,000.00	3,069,370.65 0.00 0.00 3,069,370.65	7,136.04 13,380.08 7,136.04 13,380.08	0.00 0.00 0.00 13,380.08	13,380.08
037833ET3	APPLE INC 4.0 05/10/2028	05/08/2023 05/10/2023 1,650,000.00	1,649,083.50 0.00 0.00 1,649,083.50	9,350.00 0.00 14,850.00 5,500.00	0.00 0.00 0.00 5,500.00	5,500.00

INCOME EARNED



Cusip	Security Description	Trade Date Settle Date Units	Book Value: Begin Book Value: Acq Book Value: Disp Book Value: End	Prior Accrued Inc. Received Ending Accrued Total Interest	Accr. Of Discount Amort. Of Premium Net Accret/Amort Income Earned	Total Income
05522RDH8	BACCT 2023-2 A 4.98 11/16/2026	03/25/2024 03/27/2024 2,000,000.00	2,006,484.38 0.00 0.00 2,006,484.38	4,426.67 8,300.00 4,426.67 8,300.00	0.00 0.00 0.00 8,300.00	8,300.00
05522RDJ4	BACCT 2024-1 A 4.93 05/15/2029	06/06/2024 06/13/2024 2,095,000.00	2,094,882.47 0.00 0.00 2,094,882.47	4,590.38 8,606.96 4,590.38 8,606.96	0.00 0.00 0.00 8,606.96	8,606.96
05602RAD3	BMWOT 2022-A A3 3.21 08/25/2026	05/10/2022 05/18/2022 301,261.15	349,039.64 0.00 (47,794.15) 301,245.49	186.75 933.73 161.17 908.16	0.00 0.00 0.00 908.16	908.16
05611UAD5	BMWLT 2024-1 A3 4.98 03/25/2027	03/25/2024 03/27/2024 1,800,000.00	1,798,382.81 0.00 0.00 1,798,382.81	1,494.00 7,470.00 1,494.00 7,470.00	0.00 0.00 0.00 7,470.00	7,470.00
06051GJD2	BANK OF AMERICA CORP 1.319 06/19/2026	3,000,000.00	3,007,920.00 0.00 0.00 3,007,920.00	1,319.00 0.00 4,616.50 3,297.50	0.00 0.00 0.00 3,297.50	3,297.50
06367WB85	BANK OF MONTREAL 1.85 05/01/2025	07/23/2021 07/27/2021 2,761,000.00	2,862,660.02 0.00 0.00 2,862,660.02	8,513.08 0.00 12,769.63 4,256.54	0.00 0.00 0.00 4,256.54	4,256.54
096919AD7	BMWOT 2024-A A3 5.18 02/26/2029	06/04/2024 06/11/2024 1,855,000.00	1,854,718.23 0.00 0.00 1,854,718.23	1,601.48 8,007.42 1,601.48 8,007.42	0.00 0.00 0.00 8,007.42	8,007.42
13063EGT7	CALIFORNIA STATE 4.5 08/01/2029	10/30/2024 11/05/2024 4,395,000.00	4,418,161.65 0.00 0.00 4,418,161.65	30,765.00 0.00 47,246.25 16,481.25	0.00 0.00 0.00 16,481.25	16,481.25
14913UAJ9	CATERPILLAR FINANCIAL SERVICES CORP 4.85 02/27/2029	03/19/2024 03/21/2024 2,500,000.00	2,504,150.00 0.00 0.00 2,504,150.00	41,763.89 0.00 51,868.06 10,104.17	0.00 0.00 0.00 10,104.17	10,104.17

INCOME EARNED



Cusip	Security Description	Trade Date Settle Date Units	Book Value: Begin Book Value: Acq Book Value: Disp Book Value: End	Prior Accrued Inc. Received Ending Accrued Total Interest	Accr. Of Discount Amort. Of Premium Net Accret/Amort Income Earned	Total Income
161571HT4	CHAIT 2023-1 A 5.16 09/15/2028	09/07/2023 09/15/2023 3,645,000.00	3,643,989.61 0.00 0.00 3,643,989.61	8,359.20 15,673.50 8,359.20 15,673.50	0.00 0.00 0.00 15,673.50	15,673.50
171239AL0	CHUBB INA HOLDINGS LLC 4.65 08/15/2029	3,700,000.00	3,722,196.12 0.00 0.00 3,722,196.12	72,165.42 0.00 86,502.92 14,337.50	0.00 0.00 0.00 14,337.50	14,337.50
17275RBR2	CISCO SYSTEMS INC 4.85 02/26/2029	02/21/2024 02/26/2024 1,960,000.00	1,959,314.00 0.00 0.00 1,959,314.00	33,006.94 0.00 40,928.61 7,921.67	0.00 0.00 0.00 7,921.67	7,921.67
22160KAM7	COSTCO WHOLESALE CORP 3.0 05/18/2027	07/15/2022 07/19/2022 2,500,000.00	2,441,975.00 0.00 0.00 2,441,975.00	8,958.33 0.00 15,208.33 6,250.00	0.00 0.00 0.00 6,250.00	6,250.00
24422EWR6	JOHN DEERE CAPITAL CORP 4.75 01/20/2028	01/23/2023 01/25/2023 2,450,000.00	2,487,705.50 0.00 0.00 2,487,705.50	52,045.49 58,187.50 3,555.90 9,697.92	0.00 0.00 0.00 9,697.92	9,697.92
26442CAX2	DUKE ENERGY CAROLINAS LLC 3.95 11/15/2028	12/06/2023 12/08/2023 3,280,000.00	3,156,836.00 0.00 0.00 3,156,836.00	16,554.89 0.00 27,351.56 10,796.67	0.00 0.00 0.00 10,796.67	10,796.67
26442UAH7	DUKE ENERGY PROGRESS LLC 3.45 03/15/2029	05/10/2024 05/14/2024 1,500,000.00	1,396,687.88 0.00 0.00 1,396,687.88	15,237.50 0.00 19,550.00 4,312.50	0.00 0.00 0.00 4,312.50	4,312.50
30303M8S4	META PLATFORMS INC 4.3 08/15/2029	08/12/2024 08/15/2024 2,280,000.00	2,276,460.36 0.00 0.00 2,276,460.36	38,671.33 0.00 46,841.33 8,170.00	0.00 0.00 0.00 8,170.00	8,170.00
3130AWN63	FEDERAL HOME LOAN BANKS 4.0 06/30/2028	08/21/2023 08/23/2023 3,000,000.00	2,931,360.00 0.00 0.00 2,931,360.00	333.33 0.00 10,333.33 10,000.00	0.00 0.00 0.00 10,000.00	10,000.00

INCOME EARNED



Cusip	Security Description	Trade Date Settle Date Units	Book Value: Begin Book Value: Acq Book Value: Disp Book Value: End	Prior Accrued Inc. Received Ending Accrued Total Interest	Accr. Of Discount Amort. Of Premium Net Accret/Amort Income Earned	Total Income
3135G03U5	FEDERAL NATIONAL MORTGAGE ASSOCIATION 0.625 04/22/2025	04/22/2020 04/24/2020 970,000.00	968,001.80 0.00 0.00 968,001.80	1,161.98 0.00 1,667.19 505.21	0.00 0.00 0.00 505.21	505.21
3135G04Z3	FEDERAL NATIONAL MORTGAGE ASSOCIATION 0.5 06/17/2025	6,200,000.00	6,196,731.90 0.00 0.00 6,196,731.90	1,205.56 0.00 3,788.89 2,583.33	0.00 0.00 0.00 2,583.33	2,583.33
3135G05X7	FEDERAL NATIONAL MORTGAGE ASSOCIATION 0.375 08/25/2025	6,285,000.00	6,260,439.20 0.00 0.00 6,260,439.20	8,249.06 0.00 10,213.13 1,964.06	0.00 0.00 0.00 1,964.06	1,964.06
3135G06G3	FEDERAL NATIONAL MORTGAGE ASSOCIATION 0.5 11/07/2025	6,300,000.00	6,279,895.00 0.00 0.00 6,279,895.00	4,725.00 0.00 7,350.00 2,625.00	0.00 0.00 0.00 2,625.00	2,625.00
3135G0X24	FEDERAL NATIONAL MORTGAGE ASSOCIATION 1.625 01/07/2025	0.00	4,282,878.20 0.00 (4,282,878.20) 0.00	33,144.58 34,287.50 0.00 1,142.92	0.00 0.00 0.00 1,142.92	1,142.92
3137BSP72	FHMS K-058 A2 2.653 08/25/2026	11/12/2021 11/17/2021 1,500,000.00	1,586,425.78 0.00 0.00 1,586,425.78	3,316.25 3,316.25 3,316.25 3,316.25	0.00 0.00 0.00 3,316.25	3,316.25
3137BSRE5	FHMS K-059 A2 3.12 09/25/2026	02/18/2022 02/24/2022 3,000,000.00	3,128,437.50 0.00 0.00 3,128,437.50	7,800.00 7,800.00 7,800.00 7,800.00	0.00 0.00 0.00 7,800.00	7,800.00
3137EAEU9	FEDERAL HOME LOAN MORTGAGE CORP 0.375 07/21/2025	6,300,000.00	6,277,899.60 0.00 0.00 6,277,899.60	10,500.00 11,812.50 656.25 1,968.75	0.00 0.00 0.00 1,968.75	1,968.75
3137EAEX3	FEDERAL HOME LOAN MORTGAGE CORP 0.375 09/23/2025	6,295,000.00	6,276,346.05 0.00 0.00 6,276,346.05	6,426.15 0.00 8,393.33 1,967.19	0.00 0.00 0.00 1,967.19	1,967.19

INCOME EARNED



Cusip	Security Description	Trade Date Settle Date Units	Book Value: Begin Book Value: Acq Book Value: Disp Book Value: End	Prior Accrued Inc. Received Ending Accrued Total Interest	Accr. Of Discount Amort. Of Premium Net Accret/Amort Income Earned	Total Income
3137F4D41	FHMS K-074 A2 3.6 01/25/2028	03/16/2023 03/21/2023 3,000,000.00	2,911,054.69 0.00 0.00 2,911,054.69	9,000.00 9,000.00 9,000.00 9,000.00	0.00 0.00 0.00 9,000.00	9,000.00
3137FBBX3	FHMS K-068 A2 3.244 08/25/2027	11/02/2022 11/07/2022 2,650,000.00	2,482,408.20 0.00 0.00 2,482,408.20	7,163.83 7,163.83 7,163.83 7,163.83	0.00 0.00 0.00 7,163.83	7,163.83
3137FEBQ2	FHMS K-072 A2 3.444 12/25/2027	07/20/2023 07/25/2023 4,690,000.00	4,471,072.27 0.00 0.00 4,471,072.27	13,460.30 13,460.30 13,460.30 13,460.30	0.00 0.00 0.00 13,460.30	13,460.30
3137FETN0	FHMS K-073 A2 3.35 01/25/2028	6,000,000.00	5,707,999.69 0.00 0.00 5,707,999.69	16,750.00 16,750.00 16,750.00 16,750.00	0.00 0.00 0.00 16,750.00	16,750.00
3137FG6X8	FHMS K-077 A2 3.85 05/25/2028	5,320,000.00	5,229,125.01 0.00 0.00 5,229,125.01	17,068.33 17,068.33 17,068.33 17,068.33	0.00 0.00 0.00 17,068.33	17,068.33
3137FGR31	FHMS K-078 A2 3.854 06/25/2028	06/22/2023 06/27/2023 1,997,000.00	1,951,677.46 0.00 0.00 1,951,677.46	6,413.70 6,413.70 6,413.70 6,413.70	0.00 0.00 0.00 6,413.70	6,413.70
3137FJEH8	FHMS K-081 A2 3.9 08/25/2028	09/05/2023 09/08/2023 3,148,000.00	3,015,685.63 0.00 0.00 3,015,685.63	10,231.00 10,231.00 10,231.00 10,231.00	0.00 0.00 0.00 10,231.00	10,231.00
3137FJKE8	FHMS K-082 A2 3.92 09/25/2028	11/28/2023 12/01/2023 2,500,000.00	2,411,328.13 0.00 0.00 2,411,328.13	8,166.67 8,166.67 8,166.67 8,166.67	0.00 0.00 0.00 8,166.67	8,166.67
3137FLMV3	FHMS K-090 A2 3.422 02/25/2029	05/30/2024 06/04/2024 4,950,000.00	4,637,144.53 0.00 0.00 4,637,144.53	14,115.75 14,115.75 14,115.75 14,115.75	0.00 0.00 0.00 14,115.75	14,115.75

INCOME EARNED



Cusip	Security Description	Trade Date Settle Date Units	Book Value: Begin Book Value: Acq Book Value: Disp Book Value: End	Prior Accrued Inc. Received Ending Accrued Total Interest	Accr. Of Discount Amort. Of Premium Net Accret/Amort Income Earned	Total Income
3137FLYV0	FHMS K-092 A2 3.298 04/25/2029	04/19/2024 04/25/2024 3,000,000.00	2,775,468.75 0.00 0.00 2,775,468.75	8,245.00 8,245.00 8,245.00 8,245.00	0.00 0.00 0.00 8,245.00	8,245.00
3137H4BY5	FHMS K-746 A2 2.031 09/25/2028	03/21/2024 03/25/2024 5,000,000.00	4,480,468.75 0.00 0.00 4,480,468.75	8,462.50 8,462.50 8,462.50 8,462.50	0.00 0.00 0.00 8,462.50	8,462.50
3137H5YC5	FHMS K-748 A2 2.26 01/25/2029	8,000,000.00	7,168,164.07 0.00 0.00 7,168,164.07	15,066.67 15,066.66 15,066.67 15,066.66	0.00 0.00 0.00 15,066.66	15,066.66
362554AC1	GMCAR 2021-4 A3 0.68 09/16/2026	10/13/2021 10/21/2021 135,893.26	163,671.51 0.00 (27,781.71) 135,889.80	46.37 92.75 38.50 84.88	0.00 0.00 0.00 84.88	84.88
36268GAD7	GMCAR 2024-1 A3 4.85 12/18/2028	03/25/2024 03/27/2024 1,985,000.00	1,980,890.43 0.00 0.00 1,980,890.43	4,011.35 8,022.71 4,011.35 8,022.71	0.00 0.00 0.00 8,022.71	8,022.71
36269WAD1	GMALT 2024-2 A3 5.39 07/20/2027	05/07/2024 05/16/2024 1,495,000.00	1,494,913.14 0.00 0.00 1,494,913.14	2,462.18 6,715.05 2,462.18 6,715.05	0.00 0.00 0.00 6,715.05	6,715.05
380146AC4	GMCAR 2022-1 A3 1.26 11/16/2026	01/11/2022 01/19/2022 149,552.73	177,630.47 0.00 (28,090.73) 149,539.74	93.26 186.53 78.52 171.78	0.00 0.00 0.00 171.78	171.78
40139LBC6	GUARDIAN LIFE GLOBAL FUNDING 0.875 12/10/2025	3,000,000.00	2,969,700.00 0.00 0.00 2,969,700.00	1,531.25 0.00 3,718.75 2,187.50	0.00 0.00 0.00 2,187.50	2,187.50
40139LBJ1	GUARDIAN LIFE GLOBAL FUNDING 4.179 09/26/2029	09/23/2024 09/26/2024 3,050,000.00	3,050,000.00 0.00 0.00 3,050,000.00	33,635.15 0.00 44,256.77 10,621.63	0.00 0.00 0.00 10,621.63	10,621.63

INCOME EARNED



Cusip	Security Description	Trade Date Settle Date Units	Book Value: Begin Book Value: Acq Book Value: Disp Book Value: End	Prior Accrued Inc. Received Ending Accrued Total Interest	Accr. Of Discount Amort. Of Premium Net Accret/Amort Income Earned	Total Income
437076DC3	HOME DEPOT INC 4.75 06/25/2029	06/20/2024 06/25/2024 3,000,000.00	2,987,610.00 0.00 0.00 2,987,610.00	2,375.00 0.00 14,250.00 11,875.00	0.00 0.00 0.00 11,875.00	11,875.00
437918AC9	HAROT 2024-1 A3 5.21 08/15/2028	02/13/2024 02/21/2024 3,435,000.00	3,434,850.58 0.00 0.00 3,434,850.58	7,953.93 14,913.63 7,953.93 14,913.63	0.00 0.00 0.00 14,913.63	14,913.63
437930AC4	HAROT 2024-2 A3 5.27 11/20/2028	05/14/2024 05/21/2024 1,415,000.00	1,414,828.08 0.00 0.00 1,414,828.08	2,692.82 6,214.21 2,692.82 6,214.21	0.00 0.00 0.00 6,214.21	6,214.21
43815BAC4	HAROT 2022-1 A3 1.88 05/15/2026	02/15/2022 02/23/2022 445,399.19	520,358.26 0.00 (75,026.06) 445,332.20	434.85 815.35 372.16 752.65	0.00 0.00 0.00 752.65	752.65
43815GAC3	HAROT 2021-4 A3 0.88 01/21/2026	11/16/2021 11/24/2021 123,754.64	160,760.46 0.00 (37,031.91) 123,728.56	39.31 117.92 30.25 108.87	0.00 0.00 0.00 108.87	108.87
448973AD9	HART 2024-A A3 4.99 02/15/2029	03/26/2024 03/28/2024 2,000,000.00	2,000,781.25 0.00 0.00 2,000,781.25	4,435.56 8,316.67 4,435.56 8,316.67	0.00 0.00 0.00 8,316.67	8,316.67
448977AD0	HART 2022-A A3 2.22 10/15/2026	03/09/2022 03/16/2022 377,934.79	441,502.23 0.00 (63,582.00) 377,920.24	435.63 816.81 372.90 754.07	0.00 0.00 0.00 754.07	754.07
44934FAD7	HALST 2024-B A3 5.41 05/17/2027	05/14/2024 05/22/2024 1,615,000.00	1,614,955.10 0.00 0.00 1,614,955.10	3,883.18 7,280.96 3,883.18 7,280.96	0.00 0.00 0.00 7,280.96	7,280.96
44935FAD6	HART 2021-C A3 0.74 05/15/2026	11/09/2021 11/17/2021 45,868.57	76,263.58 0.00 (30,405.25) 45,858.33	25.09 47.04 15.09 37.04	0.00 0.00 0.00 37.04	37.04

INCOME EARNED



Cusip	Security Description	Trade Date Settle Date Units	Book Value: Begin Book Value: Acq Book Value: Disp Book Value: End	Prior Accrued Inc. Received Ending Accrued Total Interest	Accr. Of Discount Amort. Of Premium Net Accret/Amort Income Earned	Total Income
44935WAD9	HALST 25A A3 4.83 01/18/2028	01/14/2025 01/22/2025 2,090,000.00	0.00 2,089,843.46 0.00 2,089,843.46	0.00 0.00 2,523.68 2,523.68	0.00 0.00 0.00 2,523.68	2,523.68
4581X0DV7	INTER-AMERICAN DEVELOPMENT BANK 0.875 04/20/2026	04/13/2021 04/20/2021 6,390,000.00	6,360,733.80 0.00 0.00 6,360,733.80	11,027.19 0.00 15,686.56 4,659.38	0.00 0.00 0.00 4,659.38	4,659.38
459058JL8	INTERNATIONAL BANK FOR RECONSTRUCTION AND DEVELOPM 0.5 10/28/2025	6,300,000.00	6,272,360.85 0.00 0.00 6,272,360.85	5,512.50 0.00 8,137.50 2,625.00	0.00 0.00 0.00 2,625.00	2,625.00
459058LN1	INTERNATIONAL BANK FOR RECONSTRUCTION AND DEVELOPM 3.875 10/16/2029	12/12/2024 12/13/2024 4,500,000.00	4,426,740.00 0.00 0.00 4,426,740.00	36,328.13 0.00 50,859.38 14,531.25	0.00 0.00 0.00 14,531.25	14,531.25
46647PAM8	JPMORGAN CHASE & CO 3.509 01/23/2029	01/18/2024 01/23/2024 3,300,000.00	3,116,157.00 0.00 0.00 3,116,157.00	50,822.02 57,898.50 2,573.27 9,649.75	0.00 0.00 0.00 9,649.75	9,649.75
46647PBK1	JPMORGAN CHASE & CO 2.083 04/22/2026	05/20/2021 05/24/2021 1,000,000.00	1,037,330.00 0.00 0.00 1,037,330.00	3,992.42 0.00 5,728.25 1,735.83	0.00 0.00 0.00 1,735.83	1,735.83
47786WAD2	JDOT 2024-B A3 5.2 03/15/2029	06/11/2024 06/18/2024 2,100,000.00	2,099,589.45 0.00 0.00 2,099,589.45	4,853.33 9,100.00 4,853.33 9,100.00	0.00 0.00 0.00 9,100.00	9,100.00
47787JAC2	JDOT 2022 A3 0.36 09/15/2026	03/10/2022 03/16/2022 257,970.22	295,624.45 0.00 (37,711.29) 257,913.16	304.89 571.67 266.00 532.78	0.00 0.00 0.00 532.78	532.78
47789QAC4	JDOT 2021-B A3 0.52 03/16/2026	07/13/2021 07/21/2021 121,767.82	163,469.44 0.00 (41,712.48) 121,756.96	37.78 70.84 28.14 61.20	0.00 0.00 0.00 61.20	61.20

INCOME EARNED



Cusip	Security Description	Trade Date Settle Date Units	Book Value: Begin Book Value: Acq Book Value: Disp Book Value: End	Prior Accrued Inc. Received Ending Accrued Total Interest	Accr. Of Discount Amort. Of Premium Net Accret/Amort Income Earned	Total Income
47800CAC0	JDOT 2023 A3 5.01 11/15/2027	02/22/2023	1,879,657.46	4,186.13	0.00	7,777.11
		03/02/2023	0.00	7,849.00	0.00	
		1,847,713.49	(32,280.63)	4,114.24	0.00	
		1,847,376.83	7,777.11	7,777.11		
532457CK2	ELI LILLY AND CO 4.5 02/09/2029	02/07/2024	2,708,211.40	48,102.50	0.00	10,162.50
		02/09/2024	0.00	0.00	0.00	
		2,710,000.00	0.00	58,265.00	0.00	
		2,708,211.40	10,162.50	10,162.50		
57629W4T4	MASSMUTUAL GLOBAL FUNDING II 5.15 05/30/2029	05/22/2024	1,848,464.50	8,204.24	0.00	7,939.58
		05/30/2024	0.00	0.00	0.00	
		1,850,000.00	0.00	16,143.82	0.00	
		1,848,464.50	7,939.58	7,939.58		
57629W5B2	MASSMUTUAL GLOBAL FUNDING II 4.85 01/17/2029	01/09/2024	2,139,721.80	47,282.11	0.00	8,649.17
		01/17/2024	0.00	51,895.00	0.00	
		2,140,000.00	0.00	4,036.28	0.00	
		2,139,721.80	8,649.17	8,649.17		
57629WDE7	MASSMUTUAL GLOBAL FUNDING II 1.2 07/16/2026	08/10/2021	2,271,369.92	12,496.00	0.00	2,272.00
		08/12/2021	0.00	13,632.00	0.00	
		2,272,000.00	0.00	1,136.00	0.00	
		2,271,369.92	2,272.00	2,272.00		
57636QAW4	MASTERCARD INC 4.875 03/09/2028	03/06/2023	2,087,972.70	31,698.33	0.00	8,490.63
		03/09/2023	0.00	0.00	0.00	
		2,090,000.00	0.00	40,188.96	0.00	
		2,087,972.70	8,490.63	8,490.63		
58770JAD6	MBALT 2024-A A3 5.32 01/18/2028	05/17/2024	1,084,873.06	2,565.42	0.00	4,810.17
		05/23/2024	0.00	4,810.17	0.00	
		1,085,000.00	0.00	2,565.42	0.00	
		1,084,873.06	4,810.17	4,810.17		
58933YBH7	MERCK & CO INC 4.05 05/17/2028	05/08/2023	1,975,392.25	9,776.25	0.00	6,665.63
		05/17/2023	0.00	0.00	0.00	
		1,975,000.00	0.00	16,441.88	0.00	
		1,975,392.25	6,665.63	6,665.63		
58989V2D5	MET TOWER GLOBAL FUNDING 1.25 09/14/2026	09/07/2021	1,713,422.20	6,371.70	0.00	1,786.46
		09/14/2021	0.00	0.00	0.00	
		1,715,000.00	0.00	8,158.16	0.00	
		1,713,422.20	1,786.46	1,786.46		

INCOME EARNED



Cusip	Security Description	Trade Date Settle Date Units	Book Value: Begin Book Value: Acq Book Value: Disp Book Value: End	Prior Accrued Inc. Received Ending Accrued Total Interest	Accr. Of Discount Amort. Of Premium Net Accret/Amort Income Earned	Total Income
58989V2H6	MET TOWER GLOBAL FUNDING 5.25 04/12/2029	05/24/2024 05/29/2024 2,000,000.00	1,998,260.00 0.00 0.00 1,998,260.00	23,041.67 0.00 31,791.67 8,750.00	0.00 0.00 0.00 8,750.00	8,750.00
59217GER6	METROPOLITAN LIFE GLOBAL FUNDING I 1.875 01/11/2027	01/03/2022 01/11/2022 2,485,000.00	2,482,167.10 0.00 0.00 2,482,167.10	22,002.60 23,296.88 2,588.54 3,882.82	0.00 0.00 0.00 3,882.82	3,882.82
61747YFA8	MORGAN STANLEY 5.123 02/01/2029	02/13/2024 02/15/2024 2,650,000.00	2,632,165.50 0.00 0.00 2,632,165.50	56,566.46 0.00 67,879.75 11,313.29	0.00 0.00 0.00 11,313.29	11,313.29
63743HFN7	NATIONAL RURAL UTILITIES COOPERATIVE FINANCE CORP 4.85 02/07/2029	03/19/2024 03/21/2024 2,500,000.00	2,481,775.00 0.00 0.00 2,481,775.00	48,500.00 0.00 58,604.17 10,104.17	0.00 0.00 0.00 10,104.17	10,104.17
64952WFG3	NEW YORK LIFE GLOBAL FUNDING 5.0 06/06/2029	06/03/2024 06/06/2024 2,120,000.00	2,115,929.60 0.00 0.00 2,115,929.60	7,361.11 0.00 16,194.44 8,833.33	0.00 0.00 0.00 8,833.33	8,833.33
64952WFK4	NEW YORK LIFE GLOBAL FUNDING 4.6 12/05/2029	12/02/2024 12/05/2024 3,445,000.00	3,443,036.35 0.00 0.00 3,443,036.35	11,445.06 0.00 24,650.89 13,205.83	0.00 0.00 0.00 13,205.83	13,205.83
665859AW4	NORTHERN TRUST CORP 4.0 05/10/2027	05/05/2022 05/10/2022 1,345,000.00	1,342,821.10 0.00 0.00 1,342,821.10	7,621.67 0.00 12,105.00 4,483.33	0.00 0.00 0.00 4,483.33	4,483.33
66815L2Q1	NORTHWESTERN MUTUAL GLOBAL FUNDING 4.71 01/10/2029	01/10/2024 01/10/2029 2,400,000.00	2,404,556.16 0.00 0.00 2,404,556.16	53,694.00 56,520.00 6,594.00 9,420.00	0.00 0.00 0.00 9,420.00	9,420.00
69371RS64	PACCAR FINANCIAL CORP 4.95 08/10/2028	08/03/2023 08/10/2023 1,670,000.00	1,667,361.40 0.00 0.00 1,667,361.40	32,377.13 0.00 39,265.88 6,888.75	0.00 0.00 0.00 6,888.75	6,888.75

INCOME EARNED



Cusip	Security Description	Trade Date Settle Date Units	Book Value: Begin Book Value: Acq Book Value: Disp Book Value: End	Prior Accrued Inc. Received Ending Accrued Total Interest	Accr. Of Discount Amort. Of Premium Net Accret/Amort Income Earned	Total Income
713448FX1	PEPSICO INC 4.5 07/17/2029	07/15/2024 07/17/2024 3,775,000.00	3,769,148.75 0.00 0.00 3,769,148.75	77,387.50 84,937.50 6,606.25 14,156.25	0.00 0.00 0.00 14,156.25	14,156.25
74340XCG4	PROLOGIS LP 4.875 06/15/2028	4,000,000.00	3,959,713.70 0.00 0.00 3,959,713.70	8,666.67 0.00 24,916.67 16,250.00	0.00 0.00 0.00 16,250.00	16,250.00
74456QBX3	PUBLIC SERVICE ELECTRIC AND GAS CO 3.65 09/01/2028	09/12/2023 09/14/2023 3,000,000.00	2,805,270.00 0.00 0.00 2,805,270.00	36,500.00 0.00 45,625.00 9,125.00	0.00 0.00 0.00 9,125.00	9,125.00
74460DAD1	PUBLIC STORAGE OPERATING CO 3.385 05/01/2029	3,000,000.00	2,762,330.00 0.00 0.00 2,762,330.00	16,925.00 0.00 25,387.50 8,462.50	0.00 0.00 0.00 8,462.50	8,462.50
756109AU8	REALTY INCOME CORP 3.65 01/15/2028	4,500,000.00	4,242,810.00 0.00 0.00 4,242,810.00	75,737.50 82,125.00 7,300.00 13,687.50	0.00 0.00 0.00 13,687.50	13,687.50
78016HZS2	ROYAL BANK OF CANADA 5.2 08/01/2028	09/12/2023 09/14/2023 3,500,000.00	3,454,675.00 0.00 0.00 3,454,675.00	75,833.33 0.00 91,000.00 15,166.67	0.00 0.00 0.00 15,166.67	15,166.67
808513BY0	CHARLES SCHWAB CORP 2.45 03/03/2027	03/09/2022 03/11/2022 1,300,000.00	1,282,866.00 0.00 0.00 1,282,866.00	10,439.72 0.00 13,093.89 2,654.17	0.00 0.00 0.00 2,654.17	2,654.17
880591EZ1	TENNESSEE VALLEY AUTHORITY 3.875 03/15/2028	05/04/2023 05/05/2023 3,500,000.00	3,548,755.00 0.00 0.00 3,548,755.00	39,934.03 0.00 51,236.11 11,302.08	0.00 0.00 0.00 11,302.08	11,302.08
89114TZZ2	TORONTO-DOMINION BANK 2.8 03/10/2027	03/09/2022 03/11/2022 1,900,000.00	1,884,933.00 0.00 0.00 1,884,933.00	16,403.33 0.00 20,836.67 4,433.33	0.00 0.00 0.00 4,433.33	4,433.33

INCOME EARNED



Cusip	Security Description	Trade Date Settle Date Units	Book Value: Begin Book Value: Acq Book Value: Disp Book Value: End	Prior Accrued Inc. Received Ending Accrued Total Interest	Accr. Of Discount Amort. Of Premium Net Accret/Amort Income Earned	Total Income
89115A2C5	TORONTO-DOMINION BANK 4.108 06/08/2027	08/26/2022 08/30/2022 1,400,000.00	1,395,310.00 0.00 0.00 1,395,310.00	3,674.38 0.00 8,467.04 4,792.67	0.00 0.00 0.00 4,792.67	4,792.67
89115A2Y7	TORONTO-DOMINION BANK 4.994 04/05/2029	03/26/2024 04/05/2024 2,330,000.00	2,330,000.00 0.00 0.00 2,330,000.00	27,797.16 0.00 37,493.84 9,696.68	0.00 0.00 0.00 9,696.68	9,696.68
89236TJK2	TOYOTA MOTOR CREDIT CORP 1.125 06/18/2026	06/15/2021 06/18/2021 3,325,000.00	3,323,537.00 0.00 0.00 3,323,537.00	1,350.78 0.00 4,467.97 3,117.19	0.00 0.00 0.00 3,117.19	3,117.19
89236TNA9	TOYOTA MOTOR CREDIT CORP 4.95 01/09/2030	01/06/2025 01/09/2025 3,655,000.00	0.00 3,647,178.30 0.00 3,647,178.30	0.00 0.00 11,056.38 11,056.38	0.00 0.00 0.00 11,056.38	11,056.38
89238JAC9	TAOT 2021-D A3 0.71 04/15/2026	11/09/2021 11/15/2021 124,766.24	161,133.38 0.00 (36,369.79) 124,763.59	50.85 95.34 39.37 83.86	0.00 0.00 0.00 83.86	83.86
912828ZC7	UNITED STATES TREASURY 1.125 02/28/2025	03/18/2020 03/19/2020 7,000,000.00	7,108,007.81 0.00 0.00 7,108,007.81	26,757.60 0.00 33,501.38 6,743.78	0.00 0.00 0.00 6,743.78	6,743.78
91282CAM3	UNITED STATES TREASURY 0.25 09/30/2025	03/29/2021 03/30/2021 2,000,000.00	1,956,484.38 0.00 0.00 1,956,484.38	1,277.47 0.00 1,703.30 425.82	0.00 0.00 0.00 425.82	425.82
91282CAT8	UNITED STATES TREASURY 0.25 10/31/2025	02/19/2021 02/22/2021 6,000,000.00	5,923,125.00 0.00 0.00 5,923,125.00	2,569.06 0.00 3,853.59 1,284.53	0.00 0.00 0.00 1,284.53	1,284.53
91282CAZ4	UNITED STATES TREASURY 0.375 11/30/2025	03/26/2021 03/29/2021 3,800,000.00	3,731,867.19 0.00 0.00 3,731,867.19	1,252.75 0.00 2,466.35 1,213.60	0.00 0.00 0.00 1,213.60	1,213.60

INCOME EARNED



Cusip	Security Description	Trade Date Settle Date Units	Book Value: Begin Book Value: Acq Book Value: Disp Book Value: End	Prior Accrued Inc. Received Ending Accrued Total Interest	Accr. Of Discount Amort. Of Premium Net Accret/Amort Income Earned	Total Income
91282CCW9	UNITED STATES TREASURY 0.75 08/31/2026	09/23/2021 09/24/2021 1,570,000.00	1,558,899.61 0.00 0.00 1,558,899.61	4,000.90 0.00 5,009.25 1,008.36	0.00 0.00 0.00 1,008.36	1,008.36
91282CCZ2	UNITED STATES TREASURY 0.875 09/30/2026	10/18/2021 10/19/2021 3,130,000.00	3,083,172.27 0.00 0.00 3,083,172.27	6,997.36 0.00 9,329.81 2,332.45	0.00 0.00 0.00 2,332.45	2,332.45
91282CDG3	UNITED STATES TREASURY 1.125 10/31/2026	11/15/2021 11/17/2021 3,120,000.00	3,100,987.50 0.00 0.00 3,100,987.50	6,011.60 0.00 9,017.40 3,005.80	0.00 0.00 0.00 3,005.80	3,005.80
91282CET4	UNITED STATES TREASURY 2.625 05/31/2027	06/09/2022 06/10/2022 2,400,000.00	2,351,156.25 0.00 0.00 2,351,156.25	5,538.46 0.00 10,903.85 5,365.38	0.00 0.00 0.00 5,365.38	5,365.38
91282CEW7	UNITED STATES TREASURY 3.25 06/30/2027	6,650,000.00	6,690,380.86 0.00 0.00 6,690,380.86	597.03 0.00 19,104.97 18,507.94	0.00 0.00 0.00 18,507.94	18,507.94
91282CFB2	UNITED STATES TREASURY 2.75 07/31/2027	08/22/2022 08/23/2022 1,300,000.00	1,277,960.94 0.00 0.00 1,277,960.94	14,960.60 17,875.00 98.76 3,013.16	0.00 0.00 0.00 3,013.16	3,013.16
91282CFH9	UNITED STATES TREASURY 3.125 08/31/2027	3,450,000.00	3,399,517.58 0.00 0.00 3,399,517.58	36,632.42 0.00 45,864.99 9,232.56	0.00 0.00 0.00 9,232.56	9,232.56
91282CFM8	UNITED STATES TREASURY 4.125 09/30/2027	2,800,000.00	2,770,000.01 0.00 0.00 2,770,000.01	29,509.62 0.00 39,346.15 9,836.54	0.00 0.00 0.00 9,836.54	9,836.54
91282CFZ9	UNITED STATES TREASURY 3.875 11/30/2027	4,600,000.00	4,628,085.94 0.00 0.00 4,628,085.94	15,670.33 0.00 30,850.96 15,180.63	0.00 0.00 0.00 15,180.63	15,180.63

INCOME EARNED



Cusip	Security Description	Trade Date Settle Date Units	Book Value: Begin Book Value: Acq Book Value: Disp Book Value: End	Prior Accrued Inc. Received Ending Accrued Total Interest	Accr. Of Discount Amort. Of Premium Net Accret/Amort Income Earned	Total Income
91282CGC9	UNITED STATES TREASURY 3.875 12/31/2027	7,000,000.00	7,028,945.31 0.00 0.00 7,028,945.31	749.31 0.00 23,977.90 23,228.59	0.00 0.00 0.00 23,228.59	23,228.59
91282CGH8	UNITED STATES TREASURY 3.5 01/31/2028	02/16/2023 02/17/2023 7,000,000.00	6,828,007.81 0.00 0.00 6,828,007.81	102,527.17 122,500.00 676.80 20,649.62	0.00 0.00 0.00 20,649.62	20,649.62
91282CGP0	UNITED STATES TREASURY 4.0 02/29/2028	02/23/2023 02/28/2023 7,000,000.00	6,949,960.94 0.00 0.00 6,949,960.94	95,138.12 0.00 119,116.02 23,977.90	0.00 0.00 0.00 23,977.90	23,977.90
91282CHE4	UNITED STATES TREASURY 3.625 05/31/2028	06/14/2023 06/20/2023 7,000,000.00	6,884,335.94 0.00 0.00 6,884,335.94	22,307.69 0.00 43,918.27 21,610.58	0.00 0.00 0.00 21,610.58	21,610.58
91282CHX2	UNITED STATES TREASURY 4.375 08/31/2028	09/25/2023 09/26/2023 1,900,000.00	1,879,960.94 0.00 0.00 1,879,960.94	28,244.13 0.00 35,362.57 7,118.44	0.00 0.00 0.00 7,118.44	7,118.44
91282CJA0	UNITED STATES TREASURY 4.625 09/30/2028	10/04/2023 10/05/2023 5,800,000.00	5,763,296.88 0.00 0.00 5,763,296.88	68,536.40 0.00 91,381.87 22,845.47	0.00 0.00 0.00 22,845.47	22,845.47
91282CJF9	UNITED STATES TREASURY 4.875 10/31/2028	10/27/2023 10/31/2023 2,000,000.00	2,007,578.13 0.00 0.00 2,007,578.13	16,698.90 0.00 25,048.34 8,349.45	0.00 0.00 0.00 8,349.45	8,349.45
91282CJN2	UNITED STATES TREASURY 4.375 11/30/2028	12/28/2023 12/29/2023 3,400,000.00	3,482,875.00 0.00 0.00 3,482,875.00	13,076.92 0.00 25,745.19 12,668.27	0.00 0.00 0.00 12,668.27	12,668.27
91282CJR3	UNITED STATES TREASURY 3.75 12/31/2028	11,000,000.00	10,883,007.81 0.00 0.00 10,883,007.81	1,139.50 0.00 36,464.09 35,324.59	0.00 0.00 0.00 35,324.59	35,324.59

INCOME EARNED



Cusip	Security Description	Trade Date Settle Date Units	Book Value: Begin Book Value: Acq Book Value: Disp Book Value: End	Prior Accrued Inc. Received Ending Accrued Total Interest	Accr. Of Discount Amort. Of Premium Net Accret/Amort Income Earned	Total Income
91282CJW2	UNITED STATES TREASURY 4.0 01/31/2029	02/13/2024 02/14/2024 5,000,000.00	4,943,164.06 0.00 0.00 4,943,164.06	83,695.65 100,000.00 552.49 16,856.83	0.00 0.00 0.00 16,856.83	16,856.83
91282CKD2	UNITED STATES TREASURY 4.25 02/28/2029	02/27/2024 02/29/2024 7,000,000.00	6,985,234.38 0.00 0.00 6,985,234.38	101,084.25 0.00 126,560.77 25,476.52	0.00 0.00 0.00 25,476.52	25,476.52
91282CKG5	UNITED STATES TREASURY 4.125 03/31/2029	04/10/2024 04/12/2024 7,000,000.00	6,848,515.63 0.00 0.00 6,848,515.63	73,774.04 0.00 98,365.38 24,591.35	0.00 0.00 0.00 24,591.35	24,591.35
91282CKP5	UNITED STATES TREASURY 4.625 04/30/2029	7,000,000.00	7,043,730.48 0.00 0.00 7,043,730.48	55,448.90 0.00 83,173.34 27,724.45	0.00 0.00 0.00 27,724.45	27,724.45
91282CKT7	UNITED STATES TREASURY 4.5 05/31/2029	06/20/2024 06/21/2024 4,400,000.00	4,445,375.00 0.00 0.00 4,445,375.00	17,406.59 0.00 34,269.23 16,862.64	0.00 0.00 0.00 16,862.64	16,862.64
91282CKX8	UNITED STATES TREASURY 4.25 06/30/2029	07/18/2024 07/19/2024 4,000,000.00	4,028,281.25 0.00 0.00 4,028,281.25	469.61 0.00 15,027.62 14,558.01	0.00 0.00 0.00 14,558.01	14,558.01
91282CLK5	UNITED STATES TREASURY 3.625 08/31/2029	09/11/2024 09/13/2024 8,000,000.00	8,062,812.50 0.00 0.00 8,062,812.50	98,535.91 0.00 123,370.17 24,834.25	0.00 0.00 0.00 24,834.25	24,834.25
91282CLN9	UNITED STATES TREASURY 3.5 09/30/2029	8,500,000.00	8,437,500.00 0.00 0.00 8,437,500.00	76,009.62 0.00 101,346.15 25,336.54	0.00 0.00 0.00 25,336.54	25,336.54
91282CMA6	UNITED STATES TREASURY 4.125 11/30/2029	12/16/2024 12/17/2024 4,500,000.00	4,474,160.16 0.00 0.00 4,474,160.16	16,318.68 0.00 32,127.40 15,808.72	0.00 0.00 0.00 15,808.72	15,808.72

INCOME EARNED



Cusip	Security Description	Trade Date Settle Date Units	Book Value: Begin Book Value: Acq Book Value: Disp Book Value: End	Prior Accrued Inc. Received Ending Accrued Total Interest	Accr. Of Discount Amort. Of Premium Net Accret/Amort Income Earned	Total Income
91324PEC2	UNITEDHEALTH GROUP INC 1.15 05/15/2026	805,000.00	807,605.05 0.00 0.00 807,605.05	1,182.90 0.00 1,954.36 771.46	0.00 0.00 0.00 771.46	771.46
91324PEG3	UNITEDHEALTH GROUP INC 3.7 05/15/2027	05/17/2022 05/20/2022 1,365,000.00	1,365,638.40 0.00 0.00 1,365,638.40	6,453.42 0.00 10,662.17 4,208.75	0.00 0.00 0.00 4,208.75	4,208.75
91324PEP3	UNITEDHEALTH GROUP INC 5.25 02/15/2028	02/16/2023 02/21/2023 1,500,000.00	1,532,220.00 0.00 0.00 1,532,220.00	29,750.00 0.00 36,312.50 6,562.50	0.00 0.00 0.00 6,562.50	6,562.50
92970QAE5	WFCIT 2024-2 A 4.29 10/15/2029	10/17/2024 10/24/2024 2,330,000.00	2,329,653.76 0.00 0.00 2,329,653.76	4,442.53 8,329.75 4,442.53 8,329.75	0.00 0.00 0.00 8,329.75	8,329.75
931142ERO	WALMART INC 1.05 09/17/2026	09/08/2021 09/17/2021 785,000.00	783,516.35 0.00 0.00 783,516.35	2,381.17 0.00 3,068.04 686.88	0.00 0.00 0.00 686.88	686.88
Total Fixed Income			426,571,782.13 5,737,021.76 (4,740,664.21) 427,568,139.69	2,646,011.22 1,014,776.59 2,823,014.85 1,191,780.22	0.00 0.00 0.00 1,191,780.22	1,191,780.22
LAIF						
90LAIF\$00	Local Agency Investment Fund State Pool	43,853,884.12	31,442,026.35 45,611,857.77 (33,200,000.00) 43,853,884.12	0.00 311,857.77 0.00 311,857.77	0.00 0.00 0.00 311,857.77	311,857.77
Total LAIF			31,442,026.35 45,611,857.77 (33,200,000.00) 43,853,884.12	0.00 311,857.77 0.00 311,857.77	0.00 0.00 0.00 311,857.77	311,857.77

INCOME EARNED



Cusip	Security Description	Trade Date Settle Date Units	Book Value: Begin Book Value: Acq Book Value: Disp Book Value: End	Prior Accrued Inc. Received Ending Accrued Total Interest	Accr. Of Discount Amort. Of Premium Net Accret/Amort Income Earned	Total Income
			459,819,324.73	2,646,011.22	0.00	
			57,047,265.59	1,332,405.11	0.00	
			(43,677,685.97)	2,823,014.85	0.00	
TOTAL PORTFOLIO		477,959,074.41	473,002,332.00	1,509,408.74	1,509,408.74	1,509,408.74

CASH FLOW REPORT



Payment Date	Transaction Type	CUSIP	Quantity	Security Description	Principal Amount	Income	Total Amount
FEBRUARY 2025							
02/03/2025	Coupon	13063EGT7	0.00	CALIFORNIA STATE 4.5 08/01/2029		47,246.25	47,246.25
02/03/2025	Coupon	61747YFA8	0.00	MORGAN STANLEY 5.123 02/01/2029		67,879.75	67,879.75
02/03/2025	Coupon	78016HZS2	0.00	ROYAL BANK OF CANADA 5.2 08/01/2028		91,000.00	91,000.00
02/04/2025	Dividend	60934N807	0.00		7,182.29		7,182.29
02/07/2025	Coupon	63743HFN7	0.00	NATIONAL RURAL UTILITIES COOPERATIVE FINANCE CORP 4.85 02/07/2029		60,625.00	60,625.00
02/10/2025	Coupon	532457CK2	0.00	ELI LILLY AND CO 4.5 02/09/2029		60,975.00	60,975.00
02/10/2025	Coupon	69371RS64	0.00	PACCAR FINANCIAL CORP 4.95 08/10/2028		41,332.50	41,332.50
02/18/2025	Coupon	02582JIT8	0.00	AMXCA 2022-2 A 3.39 05/17/2027		7,811.13	7,811.13
02/18/2025	Coupon	02582JKH2	0.00	AMXCA 2024-1 A 5.23 04/16/2029		13,380.08	13,380.08
02/18/2025	Coupon	05522RDH8	0.00	BACCT 2023-2 A 4.98 11/16/2026		8,300.00	8,300.00
02/18/2025	Coupon	05522RDJ4	0.00	BACCT 2024-1 A 4.93 05/15/2029		8,606.96	8,606.96
02/18/2025	Coupon	161571HT4	0.00	CHAIT 2023-1 A 5.16 09/15/2028		15,673.50	15,673.50
02/18/2025	Coupon	171239AL0	0.00	CHUBB INA HOLDINGS LLC 4.65 08/15/2029		93,193.75	93,193.75
02/18/2025	Coupon	362554AC1	0.00	GMCAR 2021-4 A3 0.68 09/16/2026		77.01	77.01
02/18/2025	Principal Paydown	362554AC1	(28,217.41)	GMCAR 2021-4 A3 0.68 09/16/2026	28,217.41		28,217.41
02/18/2025	Coupon	380146AC4	0.00	GMCAR 2022-1 A3 1.26 11/16/2026		157.03	157.03
02/18/2025	Principal Paydown	380146AC4	(26,538.29)	GMCAR 2022-1 A3 1.26 11/16/2026	26,538.29		26,538.29
02/18/2025	Coupon	36268GAD7	0.00	GMCAR 2024-1 A3 4.85 12/18/2028		8,022.71	8,022.71
02/18/2025	Coupon	44934FAD7	0.00	HALST 2024-B A3 5.41 05/17/2027		7,280.96	7,280.96
02/18/2025	Coupon	44935WAD9	0.00	HALST 25A A3 4.83 01/18/2028		6,449.39	6,449.39
02/18/2025	Coupon	43815BAC4	0.00	HAROT 2022-1 A3 1.88 05/15/2026		697.79	697.79
02/18/2025	Principal Paydown	43815BAC4	(73,179.73)	HAROT 2022-1 A3 1.88 05/15/2026	73,179.73		73,179.73
02/18/2025	Coupon	437918AC9	0.00	HAROT 2024-1 A3 5.21 08/15/2028		14,913.63	14,913.63
02/18/2025	Coupon	437930AC4	0.00	HAROT 2024-2 A3 5.27 11/20/2028		6,214.21	6,214.21
02/18/2025	Coupon	44935FAD6	0.00	HART 2021-C A3 0.74 05/15/2026		28.29	28.29
02/18/2025	Principal Paydown	44935FAD6	(30,632.00)	HART 2021-C A3 0.74 05/15/2026	30,632.00		30,632.00
02/18/2025	Coupon	448977AD0	0.00	HART 2022-A A3 2.22 10/15/2026		699.18	699.18
02/18/2025	Principal Paydown	448977AD0	(63,428.89)	HART 2022-A A3 2.22 10/15/2026	63,428.89		63,428.89
02/18/2025	Coupon	448973AD9	0.00	HART 2024-A A3 4.99 02/15/2029		8,316.67	8,316.67
02/18/2025	Coupon	47789QAC4	0.00	JDOT 2021-B A3 0.52 03/16/2026		52.77	52.77

CASH FLOW REPORT



Payment Date	Transaction Type	CUSIP	Quantity	Security Description	Principal Amount	Income	Total Amount
02/18/2025	Principal Paydown	47789QAC4	(55,754.20)	JDOT 2021-B A3 0.52 03/16/2026	55,754.20		55,754.20
02/18/2025	Coupon	47787JAC2	0.00	JDOT 2022 A3 0.36 09/15/2026		498.74	498.74
02/18/2025	Principal Paydown	47787JAC2	(41,247.07)	JDOT 2022 A3 0.36 09/15/2026	41,247.07		41,247.07
02/18/2025	Coupon	47800CAC0	0.00	JDOT 2023 A3 5.01 11/15/2027		7,714.20	7,714.20
02/18/2025	Principal Paydown	47800CAC0	(135,055.84)	JDOT 2023 A3 5.01 11/15/2027	135,055.84		135,055.84
02/18/2025	Coupon	47786WAD2	0.00	JDOT 2024-B A3 5.2 03/15/2029		9,100.00	9,100.00
02/18/2025	Coupon	58770JAD6	0.00	MBALT 2024-A A3 5.32 01/18/2028		4,810.17	4,810.17
02/18/2025	Coupon	30303M8S4	0.00	META PLATFORMS INC 4.3 08/15/2029		50,654.00	50,654.00
02/18/2025	Coupon	89238JAC9	0.00	TAOT 2021-D A3 0.71 04/15/2026		73.82	73.82
02/18/2025	Principal Paydown	89238JAC9	(36,169.47)	TAOT 2021-D A3 0.71 04/15/2026	36,169.47		36,169.47
02/18/2025	Coupon	91324PEP3	0.00	UNITEDHEALTH GROUP INC 5.25 02/15/2028		39,375.00	39,375.00
02/18/2025	Coupon	92970QAE5	0.00	WFCIT 2024-2 A 4.29 10/15/2029		8,329.75	8,329.75
02/21/2025	Coupon	43815GAC3	123,754.64	HAROT 2021-4 A3 0.88 01/21/2026		90.75	90.75
02/21/2025	Principal Paydown	43815GAC3	123,754.64	HAROT 2021-4 A3 0.88 01/21/2026	32,986.44		32,986.44
02/25/2025	Coupon	05602RAD3	301,261.15	BMWOT 2022-A A3 3.21 08/25/2026		824.38	824.38
02/25/2025	Principal Paydown	05602RAD3	301,261.15	BMWOT 2022-A A3 3.21 08/25/2026	41,170.95		41,170.95
02/25/2025	Coupon	05611UAD5	1,800,000.00	BMWLT 2024-1 A3 4.98 03/25/2027		7,470.00	7,470.00
02/25/2025	Coupon	096919AD7	1,855,000.00	BMWOT 2024-A A3 5.18 02/26/2029		8,007.42	8,007.42
02/25/2025	Coupon	3135G05X7	6,285,000.00	FEDERAL NATIONAL MORTGAGE ASSOCIATION 0.375 08/25/2025		11,784.38	11,784.38
02/25/2025	Coupon	3137BSP72	1,500,000.00	FHMS K-058 A2 2.653 08/25/2026		3,316.25	3,316.25
02/25/2025	Coupon	3137BSRE5	3,000,000.00	FHMS K-059 A2 3.12 09/25/2026		7,800.00	7,800.00
02/25/2025	Coupon	3137F4D41	3,000,000.00	FHMS K-074 A2 3.6 01/25/2028		9,000.00	9,000.00
02/25/2025	Coupon	3137FBBX3	2,650,000.00	FHMS K-068 A2 3.244 08/25/2027		7,163.83	7,163.83
02/25/2025	Coupon	3137FEBQ2	4,690,000.00	FHMS K-072 A2 3.444 12/25/2027		13,460.30	13,460.30
02/25/2025	Coupon	3137FETN0	6,000,000.00	FHMS K-073 A2 3.35 01/25/2028		16,750.00	16,750.00
02/25/2025	Coupon	3137FG6X8	5,320,000.00	FHMS K-077 A2 3.85 05/25/2028		17,068.33	17,068.33
02/25/2025	Coupon	3137FGR31	1,997,000.00	FHMS K-078 A2 3.854 06/25/2028		6,413.70	6,413.70
02/25/2025	Coupon	3137FJEH8	3,148,000.00	FHMS K-081 A2 3.9 08/25/2028		10,231.00	10,231.00
02/25/2025	Coupon	3137FJKE8	2,500,000.00	FHMS K-082 A2 3.92 09/25/2028		8,166.67	8,166.67
02/25/2025	Coupon	3137FLMV3	4,950,000.00	FHMS K-090 A2 3.422 02/25/2029		14,115.75	14,115.75
02/25/2025	Coupon	3137FLYV0	3,000,000.00	FHMS K-092 A2 3.298 04/25/2029		8,245.00	8,245.00

CASH FLOW REPORT



Payment Date	Transaction Type	CUSIP	Quantity	Security Description	Principal Amount	Income	Total Amount
02/25/2025	Coupon	3137H4BY5	5,000,000.00	FHMS K-746 A2 2.031 09/25/2028		8,462.50	8,462.50
02/25/2025	Coupon	3137H5YC5	8,000,000.00	FHMS K-748 A2 2.26 01/25/2029		15,066.67	15,066.67
02/26/2025	Coupon	17275RBR2	1,960,000.00	CISCO SYSTEMS INC 4.85 02/26/2029		47,530.00	47,530.00
02/27/2025	Coupon	14913UAJ9	2,500,000.00	CATERPILLAR FINANCIAL SERVICES CORP 4.85 02/27/2029		60,625.00	60,625.00
02/28/2025	Coupon	912828ZC7	7,000,000.00	UNITED STATES TREASURY 1.125 02/28/2025		39,375.00	39,375.00
02/28/2025	Final Maturity	912828ZC7	7,000,000.00	UNITED STATES TREASURY 1.125 02/28/2025	7,000,000.00		7,000,000.00
02/28/2025	Coupon	91282CCW9	1,570,000.00	UNITED STATES TREASURY 0.75 08/31/2026		5,887.50	5,887.50
02/28/2025	Coupon	91282CFH9	3,450,000.00	UNITED STATES TREASURY 3.125 08/31/2027		53,906.25	53,906.25
02/28/2025	Coupon	91282CGP0	7,000,000.00	UNITED STATES TREASURY 4.0 02/29/2028		140,000.00	140,000.00
02/28/2025	Coupon	91282CHX2	1,900,000.00	UNITED STATES TREASURY 4.375 08/31/2028		41,562.50	41,562.50
02/28/2025	Coupon	91282CKD2	7,000,000.00	UNITED STATES TREASURY 4.25 02/28/2029		148,750.00	148,750.00
02/28/2025	Coupon	91282CLK5	8,000,000.00	UNITED STATES TREASURY 3.625 08/31/2029		145,000.00	145,000.00
February 2025 Total					7,571,562.58	1,545,562.42	9,117,124.99
MARCH 2025							
03/03/2025	Coupon	74456QBX3	3,000,000.00	PUBLIC SERVICE ELECTRIC AND GAS CO 3.65 09/01/2028		54,750.00	54,750.00
03/03/2025	Coupon	808513BY0	1,300,000.00	CHARLES SCHWAB CORP 2.45 03/03/2027		15,925.00	15,925.00
03/10/2025	Coupon	57636QAW4	2,090,000.00	MASTERCARD INC 4.875 03/09/2028		50,943.75	50,943.75
03/10/2025	Coupon	89114TZT2	1,900,000.00	TORONTO-DOMINION BANK 2.8 03/10/2027		26,600.00	26,600.00
03/14/2025	Coupon	58989V2D5	1,715,000.00	MET TOWER GLOBAL FUNDING 1.25 09/14/2026		10,718.75	10,718.75
03/17/2025	Coupon	02582JIT8	2,765,000.00	AMXCA 2022-2 A 3.39 05/17/2027		7,811.13	7,811.13
03/17/2025	Coupon	02582JKH2	3,070,000.00	AMXCA 2024-1 A 5.23 04/16/2029		13,380.08	13,380.08
03/17/2025	Coupon	05522RDH8	2,000,000.00	BACCT 2023-2 A 4.98 11/16/2026		8,300.00	8,300.00
03/17/2025	Coupon	05522RDJ4	2,095,000.00	BACCT 2024-1 A 4.93 05/15/2029		8,606.96	8,606.96
03/17/2025	Coupon	161571HT4	3,645,000.00	CHAIT 2023-1 A 5.16 09/15/2028		15,673.50	15,673.50
03/17/2025	Coupon	26442UAH7	1,500,000.00	DUKE ENERGY PROGRESS LLC 3.45 03/15/2029		25,875.00	25,875.00
03/17/2025	Coupon	362554AC1	107,675.85	GMCAR 2021-4 A3 0.68 09/16/2026		73.39	73.39
03/17/2025	Principal Paydown	362554AC1	107,675.85	GMCAR 2021-4 A3 0.68 09/16/2026	24,659.04		24,659.04
03/17/2025	Coupon	36268GAD7	1,985,000.00	GMCAR 2024-1 A3 4.85 12/18/2028		8,022.71	8,022.71

CASH FLOW REPORT



Payment Date	Transaction Type	CUSIP	Quantity	Security Description	Principal Amount	Income	Total Amount
03/17/2025	Coupon	380146AC4	123,014.45	GMCAR 2022-1 A3 1.26 11/16/2026		131.11	131.11
03/17/2025	Principal Paydown	380146AC4	123,014.45	GMCAR 2022-1 A3 1.26 11/16/2026	23,925.58		23,925.58
03/17/2025	Coupon	437918AC9	3,435,000.00	HAROT 2024-1 A3 5.21 08/15/2028		14,913.63	14,913.63
03/17/2025	Coupon	43815BAC4	372,219.45	HAROT 2022-1 A3 1.88 05/15/2026		591.80	591.80
03/17/2025	Principal Paydown	43815BAC4	372,219.45	HAROT 2022-1 A3 1.88 05/15/2026	65,717.28		65,717.28
03/17/2025	Coupon	448973AD9	2,000,000.00	HART 2024-A A3 4.99 02/15/2029		8,316.67	8,316.67
03/17/2025	Coupon	448977AD0	314,505.90	HART 2022-A A3 2.22 10/15/2026		595.50	595.50
03/17/2025	Principal Paydown	448977AD0	314,505.90	HART 2022-A A3 2.22 10/15/2026	54,467.41		54,467.41
03/17/2025	Coupon	44934FAD7	1,615,000.00	HALST 2024-B A3 5.41 05/17/2027		7,280.96	7,280.96
03/17/2025	Coupon	44935FAD6	15,236.57	HART 2021-C A3 0.74 05/15/2026		11.67	11.67
03/17/2025	Effective Maturity	44935FAD6	15,236.57	HART 2021-C A3 0.74 05/15/2026	18,917.27		18,917.27
03/17/2025	Coupon	44935WAD9	2,090,000.00	HALST 25A A3 4.83 01/18/2028		8,412.25	8,412.25
03/17/2025	Coupon	47786WAD2	2,100,000.00	JDOT 2024-B A3 5.2 03/15/2029		9,100.00	9,100.00
03/17/2025	Coupon	47787JAC2	216,723.16	JDOT 2022 A3 0.36 09/15/2026		435.35	435.35
03/17/2025	Principal Paydown	47787JAC2	216,723.16	JDOT 2022 A3 0.36 09/15/2026	27,090.79		27,090.79
03/17/2025	Coupon	47789QAC4	66,013.62	JDOT 2021-B A3 0.52 03/16/2026		32.11	32.11
03/17/2025	Principal Paydown	47789QAC4	66,013.62	JDOT 2021-B A3 0.52 03/16/2026	41,030.08		41,030.08
03/17/2025	Coupon	47800CAC0	1,712,657.65	JDOT 2023 A3 5.01 11/15/2027		7,305.01	7,305.01
03/17/2025	Principal Paydown	47800CAC0	1,712,657.65	JDOT 2023 A3 5.01 11/15/2027	90,011.77		90,011.77
03/17/2025	Coupon	58770JAD6	1,085,000.00	MBALT 2024-A A3 5.32 01/18/2028		4,810.73	4,810.73
03/17/2025	Coupon	880591EZ1	3,500,000.00	TENNESSEE VALLEY AUTHORITY 3.875 03/15/2028		67,812.50	67,812.50
03/17/2025	Coupon	89238JAC9	88,596.77	TAOT 2021-D A3 0.71 04/15/2026		53.11	53.11
03/17/2025	Principal Paydown	89238JAC9	88,596.77	TAOT 2021-D A3 0.71 04/15/2026	33,980.68		33,980.68
03/17/2025	Coupon	92970QAE5	2,330,000.00	WFCIT 2024-2 A 4.29 10/15/2029		8,329.75	8,329.75
03/17/2025	Coupon	931142ER0	785,000.00	WALMART INC 1.05 09/17/2026		4,121.25	4,121.25
03/18/2025	Coupon	437930AC4	1,415,000.00	HAROT 2024-2 A3 5.27 11/20/2028		6,214.21	6,214.21
03/20/2025	Coupon	36269WAD1	1,495,000.00	GMALT 2024-2 A3 5.39 07/20/2027		6,715.04	6,715.04
03/21/2025	Coupon	43815GAC3	123,754.64	HAROT 2021-4 A3 0.88 01/21/2026		66.56	66.56
03/21/2025	Principal Paydown	43815GAC3	123,754.64	HAROT 2021-4 A3 0.88 01/21/2026	32,070.75		32,070.75
03/24/2025	Coupon	3137EAEX3	6,295,000.00	FEDERAL HOME LOAN MORTGAGE CORP 0.375 09/23/2025		11,803.13	11,803.13

CASH FLOW REPORT



Payment Date	Transaction Type	CUSIP	Quantity	Security Description	Principal Amount	Income	Total Amount
03/25/2025	Coupon	05602RAD3	301,261.15	BMWOT 2022-A A3 3.21 08/25/2026		714.25	714.25
03/25/2025	Principal Paydown	05602RAD3	301,261.15	BMWOT 2022-A A3 3.21 08/25/2026	39,859.03		39,859.03
03/25/2025	Coupon	05611UAD5	1,800,000.00	BMWLT 2024-1 A3 4.98 03/25/2027		7,470.00	7,470.00
03/25/2025	Coupon	096919AD7	1,855,000.00	BMWOT 2024-A A3 5.18 02/26/2029		8,007.42	8,007.42
03/25/2025	Coupon	3137BSP72	1,500,000.00	FHMS K-058 A2 2.653 08/25/2026		3,316.25	3,316.25
03/25/2025	Coupon	3137BSRE5	3,000,000.00	FHMS K-059 A2 3.12 09/25/2026		7,800.00	7,800.00
03/25/2025	Coupon	3137F4D41	3,000,000.00	FHMS K-074 A2 3.6 01/25/2028		9,000.00	9,000.00
03/25/2025	Coupon	3137FBBX3	2,650,000.00	FHMS K-068 A2 3.244 08/25/2027		7,163.83	7,163.83
03/25/2025	Coupon	3137FEBQ2	4,690,000.00	FHMS K-072 A2 3.444 12/25/2027		13,460.30	13,460.30
03/25/2025	Coupon	3137FETN0	6,000,000.00	FHMS K-073 A2 3.35 01/25/2028		16,750.00	16,750.00
03/25/2025	Coupon	3137FG6X8	5,320,000.00	FHMS K-077 A2 3.85 05/25/2028		17,068.33	17,068.33
03/25/2025	Coupon	3137FGR31	1,997,000.00	FHMS K-078 A2 3.854 06/25/2028		6,413.70	6,413.70
03/25/2025	Coupon	3137FJEH8	3,148,000.00	FHMS K-081 A2 3.9 08/25/2028		10,231.00	10,231.00
03/25/2025	Coupon	3137FJKE8	2,500,000.00	FHMS K-082 A2 3.92 09/25/2028		8,166.67	8,166.67
03/25/2025	Coupon	3137FLMV3	4,950,000.00	FHMS K-090 A2 3.422 02/25/2029		14,115.75	14,115.75
03/25/2025	Coupon	3137FLYV0	3,000,000.00	FHMS K-092 A2 3.298 04/25/2029		8,245.00	8,245.00
03/25/2025	Coupon	3137H4BY5	5,000,000.00	FHMS K-746 A2 2.031 09/25/2028		8,462.50	8,462.50
03/25/2025	Coupon	3137H5YC5	8,000,000.00	FHMS K-748 A2 2.26 01/25/2029		15,066.67	15,066.67
03/26/2025	Coupon	40139LBJ1	3,050,000.00	GUARDIAN LIFE GLOBAL FUNDING 4.179 09/26/2029		63,729.75	63,729.75
03/31/2025	Coupon	91282CCZ2	3,130,000.00	UNITED STATES TREASURY 0.875 09/30/2026		13,693.75	13,693.75
03/31/2025	Coupon	91282CFM8	2,800,000.00	UNITED STATES TREASURY 4.125 09/30/2027		57,750.00	57,750.00
03/31/2025	Coupon	91282CJA0	5,800,000.00	UNITED STATES TREASURY 4.625 09/30/2028		134,125.00	134,125.00
03/31/2025	Coupon	91282CKG5	7,000,000.00	UNITED STATES TREASURY 4.125 03/31/2029		144,375.00	144,375.00
03/31/2025	Coupon	91282CLN9	8,500,000.00	UNITED STATES TREASURY 3.5 09/30/2029		148,750.00	148,750.00
March 2025 Total					451,729.68	1,137,607.77	1,589,337.44
APRIL 2025							
04/07/2025	Coupon	89115A2Y7	2,330,000.00	TORONTO-DOMINION BANK 4.994 04/05/2029		58,180.10	58,180.10
04/14/2025	Coupon	58989V2H6	2,000,000.00	MET TOWER GLOBAL FUNDING 5.25 04/12/2029		52,500.00	52,500.00
04/15/2025	Coupon	02582JIT8	2,765,000.00	AMXCA 2022-2 A 3.39 05/17/2027		7,811.13	7,811.13
04/15/2025	Coupon	02582JKH2	3,070,000.00	AMXCA 2024-1 A 5.23 04/16/2029		13,380.08	13,380.08

CASH FLOW REPORT



Payment Date	Transaction Type	CUSIP	Quantity	Security Description	Principal Amount	Income	Total Amount
04/15/2025	Coupon	05522RDH8	2,000,000.00	BACCT 2023-2 A 4.98 11/16/2026		8,300.00	8,300.00
04/15/2025	Coupon	05522RDJ4	2,095,000.00	BACCT 2024-1 A 4.93 05/15/2029		8,606.96	8,606.96
04/15/2025	Coupon	161571HT4	3,645,000.00	CHAIT 2023-1 A 5.16 09/15/2028		15,673.50	15,673.50
04/15/2025	Coupon	437918AC9	3,435,000.00	HAROT 2024-1 A3 5.21 08/15/2028		14,913.63	14,913.63
04/15/2025	Coupon	43815BAC4	372,219.45	HAROT 2022-1 A3 1.88 05/15/2026		488.85	488.85
04/15/2025	Principal Paydown	43815BAC4	372,219.45	HAROT 2022-1 A3 1.88 05/15/2026	66,522.26		66,522.26
04/15/2025	Coupon	448973AD9	2,000,000.00	HART 2024-A A3 4.99 02/15/2029		8,316.67	8,316.67
04/15/2025	Coupon	448977AD0	314,505.90	HART 2022-A A3 2.22 10/15/2026		494.73	494.73
04/15/2025	Principal Paydown	448977AD0	314,505.90	HART 2022-A A3 2.22 10/15/2026	55,861.50		55,861.50
04/15/2025	Coupon	44934FAD7	1,615,000.00	HALST 2024-B A3 5.41 05/17/2027		7,280.96	7,280.96
04/15/2025	Coupon	44935WAD9	2,090,000.00	HALST 25A A3 4.83 01/18/2028		8,412.25	8,412.25
04/15/2025	Coupon	47786WAD2	2,100,000.00	JDOT 2024-B A3 5.2 03/15/2029		9,100.00	9,100.00
04/15/2025	Coupon	47787JAC2	216,723.16	JDOT 2022 A3 0.36 09/15/2026		382.98	382.98
04/15/2025	Principal Paydown	47787JAC2	216,723.16	JDOT 2022 A3 0.36 09/15/2026	34,667.10		34,667.10
04/15/2025	Coupon	47789QAC4	66,013.62	JDOT 2021-B A3 0.52 03/16/2026		14.33	14.33
04/15/2025	Effective Maturity	47789QAC4	66,013.62	JDOT 2021-B A3 0.52 03/16/2026	33,075.93		33,075.93
04/15/2025	Coupon	47800CAC0	1,712,657.65	JDOT 2023 A3 5.01 11/15/2027		6,929.21	6,929.21
04/15/2025	Principal Paydown	47800CAC0	1,712,657.65	JDOT 2023 A3 5.01 11/15/2027	110,316.39		110,316.39
04/15/2025	Coupon	58770JAD6	1,085,000.00	MBALT 2024-A A3 5.32 01/18/2028		4,810.73	4,810.73
04/15/2025	Coupon	89238JAC9	88,596.77	TAOT 2021-D A3 0.71 04/15/2026		33.01	33.01
04/15/2025	Principal Paydown	89238JAC9	88,596.77	TAOT 2021-D A3 0.71 04/15/2026	34,183.50		34,183.50
04/15/2025	Dividend	90LAIF\$00	43,853,884.12	Local Agency Investment Fund State Pool	114,774.46		114,774.46
04/15/2025	Coupon	92970QAE5	2,330,000.00	WFCIT 2024-2 A 4.29 10/15/2029		8,329.75	8,329.75
04/16/2025	Coupon	362554AC1	107,675.85	GMCAR 2021-4 A3 0.68 09/16/2026		59.41	59.41
04/16/2025	Principal Paydown	362554AC1	107,675.85	GMCAR 2021-4 A3 0.68 09/16/2026	25,357.14		25,357.14
04/16/2025	Coupon	36268GAD7	1,985,000.00	GMCAR 2024-1 A3 4.85 12/18/2028		8,022.71	8,022.71
04/16/2025	Coupon	380146AC4	123,014.45	GMCAR 2022-1 A3 1.26 11/16/2026		105.99	105.99
04/16/2025	Principal Paydown	380146AC4	123,014.45	GMCAR 2022-1 A3 1.26 11/16/2026	24,749.95		24,749.95
04/16/2025	Coupon	459058LN1	4,500,000.00	INTERNATIONAL BANK FOR RECONSTRUCTION AND DEVELOPM 3.875 10/16/2029		87,187.50	87,187.50
04/18/2025	Coupon	437930AC4	1,415,000.00	HAROT 2024-2 A3 5.27 11/20/2028		6,214.21	6,214.21
04/21/2025	Coupon	36269WAD1	1,495,000.00	GMALT 2024-2 A3 5.39 07/20/2027		6,715.04	6,715.04

CASH FLOW REPORT



Payment Date	Transaction Type	CUSIP	Quantity	Security Description	Principal Amount	Income	Total Amount
04/21/2025	Coupon	43815GAC3	123,754.64	HAROT 2021-4 A3 0.88 01/21/2026		43.04	43.04
04/21/2025	Principal Paydown	43815GAC3	123,754.64	HAROT 2021-4 A3 0.88 01/21/2026	32,243.87		32,243.87
04/21/2025	Coupon	4581X0DV7	6,390,000.00	INTER-AMERICAN DEVELOPMENT BANK 0.875 04/20/2026		27,956.25	27,956.25
04/22/2025	Coupon	46647PBK1	1,000,000.00	JPMORGAN CHASE & CO 2.083 04/22/2026		10,415.00	10,415.00
04/22/2025	Effective Maturity	46647PBK1	1,000,000.00	JPMORGAN CHASE & CO 2.083 04/22/2026	1,000,000.00		1,000,000.00
04/25/2025	Coupon	05602RAD3	301,261.15	BMWOT 2022-A A3 3.21 08/25/2026		607.63	607.63
04/25/2025	Principal Paydown	05602RAD3	301,261.15	BMWOT 2022-A A3 3.21 08/25/2026	40,721.87		40,721.87
04/25/2025	Coupon	05611UAD5	1,800,000.00	BMWLT 2024-1 A3 4.98 03/25/2027		7,470.00	7,470.00
04/25/2025	Coupon	096919AD7	1,855,000.00	BMWOT 2024-A A3 5.18 02/26/2029		8,007.42	8,007.42
04/25/2025	Coupon	3137BSP72	1,500,000.00	FHMS K-058 A2 2.653 08/25/2026		3,316.25	3,316.25
04/25/2025	Coupon	3137BSRE5	3,000,000.00	FHMS K-059 A2 3.12 09/25/2026		7,800.00	7,800.00
04/25/2025	Coupon	3137F4D41	3,000,000.00	FHMS K-074 A2 3.6 01/25/2028		9,000.00	9,000.00
04/25/2025	Coupon	3137FBBX3	2,650,000.00	FHMS K-068 A2 3.244 08/25/2027		7,163.83	7,163.83
04/25/2025	Coupon	3137FEBQ2	4,690,000.00	FHMS K-072 A2 3.444 12/25/2027		13,460.30	13,460.30
04/25/2025	Coupon	3137FETN0	6,000,000.00	FHMS K-073 A2 3.35 01/25/2028		16,750.00	16,750.00
04/25/2025	Coupon	3137FG6X8	5,320,000.00	FHMS K-077 A2 3.85 05/25/2028		17,068.33	17,068.33
04/25/2025	Coupon	3137FGR31	1,997,000.00	FHMS K-078 A2 3.854 06/25/2028		6,413.70	6,413.70
04/25/2025	Coupon	3137FJEH8	3,148,000.00	FHMS K-081 A2 3.9 08/25/2028		10,231.00	10,231.00
04/25/2025	Coupon	3137FJKE8	2,500,000.00	FHMS K-082 A2 3.92 09/25/2028		8,166.67	8,166.67
04/25/2025	Coupon	3137FLMV3	4,950,000.00	FHMS K-090 A2 3.422 02/25/2029		14,115.75	14,115.75
04/25/2025	Coupon	3137FLYV0	3,000,000.00	FHMS K-092 A2 3.298 04/25/2029		8,245.00	8,245.00
04/25/2025	Coupon	3137H4BY5	5,000,000.00	FHMS K-746 A2 2.031 09/25/2028		8,462.50	8,462.50
04/25/2025	Coupon	3137H5YC5	8,000,000.00	FHMS K-748 A2 2.26 01/25/2029		15,066.67	15,066.67
04/28/2025	Coupon	459058JL8	6,300,000.00	INTERNATIONAL BANK FOR RECONSTRUCTION AND DEVELOPM 0.5 10/28/2025		15,750.00	15,750.00
04/30/2025	Coupon	91282CAT8	6,000,000.00	UNITED STATES TREASURY 0.25 10/31/2025		7,500.00	7,500.00
04/30/2025	Coupon	91282CDG3	3,120,000.00	UNITED STATES TREASURY 1.125 10/31/2026		17,550.00	17,550.00
04/30/2025	Coupon	91282CJF9	2,000,000.00	UNITED STATES TREASURY 4.875 10/31/2028		48,750.00	48,750.00
04/30/2025	Coupon	91282CKP5	7,000,000.00	UNITED STATES TREASURY 4.625 04/30/2029		161,875.00	161,875.00
April 2025 Total					1,572,473.98	793,448.06	2,365,922.04
MAY 2025							

CASH FLOW REPORT



Payment Date	Transaction Type	CUSIP	Quantity	Security Description	Principal Amount	Income	Total Amount
05/01/2025	Coupon	06367WB85	2,761,000.00	BANK OF MONTREAL 1.85 05/01/2025		25,539.25	25,539.25
05/01/2025	Final Maturity	06367WB85	2,761,000.00	BANK OF MONTREAL 1.85 05/01/2025	2,761,000.00		2,761,000.00
05/01/2025	Coupon	74460DAD1	3,000,000.00	PUBLIC STORAGE OPERATING CO 3.385 05/01/2029		50,775.00	50,775.00
05/07/2025	Coupon	3135G06G3	6,300,000.00	FEDERAL NATIONAL MORTGAGE ASSOCIATION 0.5 11/07/2025		15,750.00	15,750.00
05/12/2025	Coupon	023135BX3	4,865,000.00	AMAZON.COM INC 1.0 05/12/2026		24,325.00	24,325.00
05/12/2025	Coupon	037833ET3	1,650,000.00	APPLE INC 4.0 05/10/2028		33,000.00	33,000.00
05/12/2025	Coupon	665859AW4	1,345,000.00	NORTHERN TRUST CORP 4.0 05/10/2027		26,900.00	26,900.00
05/15/2025	Coupon	02582JIT8	2,765,000.00	AMXCA 2022-2 A 3.39 05/17/2027		7,811.13	7,811.13
05/15/2025	Final Maturity	02582JIT8	2,765,000.00	AMXCA 2022-2 A 3.39 05/17/2027	2,765,000.00		2,765,000.00
05/15/2025	Coupon	02582JKH2	3,070,000.00	AMXCA 2024-1 A 5.23 04/16/2029		13,380.08	13,380.08
05/15/2025	Coupon	05522RDH8	2,000,000.00	BACCT 2023-2 A 4.98 11/16/2026		8,300.00	8,300.00
05/15/2025	Coupon	05522RDJ4	2,095,000.00	BACCT 2024-1 A 4.93 05/15/2029		8,606.96	8,606.96
05/15/2025	Coupon	161571HT4	3,645,000.00	CHAIT 2023-1 A 5.16 09/15/2028		15,673.50	15,673.50
05/15/2025	Coupon	26442CAX2	3,280,000.00	DUKE ENERGY CAROLINAS LLC 3.95 11/15/2028		64,780.00	64,780.00
05/15/2025	Coupon	437918AC9	3,435,000.00	HAROT 2024-1 A3 5.21 08/15/2028		14,913.63	14,913.63
05/15/2025	Coupon	43815BAC4	372,219.45	HAROT 2022-1 A3 1.88 05/15/2026		384.63	384.63
05/15/2025	Principal Paydown	43815BAC4	372,219.45	HAROT 2022-1 A3 1.88 05/15/2026	64,095.96		64,095.96
05/15/2025	Coupon	448973AD9	2,000,000.00	HART 2024-A A3 4.99 02/15/2029		8,316.67	8,316.67
05/15/2025	Coupon	448977AD0	314,505.90	HART 2022-A A3 2.22 10/15/2026		391.39	391.39
05/15/2025	Principal Paydown	448977AD0	314,505.90	HART 2022-A A3 2.22 10/15/2026	53,598.59		53,598.59
05/15/2025	Coupon	44934FAD7	1,615,000.00	HALST 2024-B A3 5.41 05/17/2027		7,280.96	7,280.96
05/15/2025	Coupon	44935WAD9	2,090,000.00	HALST 25A A3 4.83 01/18/2028		8,412.25	8,412.25
05/15/2025	Coupon	47786WAD2	2,100,000.00	JDOT 2024-B A3 5.2 03/15/2029		9,100.00	9,100.00
05/15/2025	Coupon	47787JAC2	216,723.16	JDOT 2022 A3 0.36 09/15/2026		315.95	315.95
05/15/2025	Principal Paydown	47787JAC2	216,723.16	JDOT 2022 A3 0.36 09/15/2026	31,996.89		31,996.89
05/15/2025	Coupon	47800CAC0	1,712,657.65	JDOT 2023 A3 5.01 11/15/2027		6,468.64	6,468.64
05/15/2025	Principal Paydown	47800CAC0	1,712,657.65	JDOT 2023 A3 5.01 11/15/2027	107,843.53		107,843.53
05/15/2025	Coupon	58770JAD6	1,085,000.00	MBALT 2024-A A3 5.32 01/18/2028		4,810.73	4,810.73
05/15/2025	Coupon	89238JAC9	88,596.77	TAOT 2021-D A3 0.71 04/15/2026		12.78	12.78

CASH FLOW REPORT



Payment Date	Transaction Type	CUSIP	Quantity	Security Description	Principal Amount	Income	Total Amount
05/15/2025	Effective Maturity	89238JAC9	88,596.77	TAOT 2021-D A3 0.71 04/15/2026	21,605.37		21,605.37
05/15/2025	Coupon	91324PEC2	805,000.00	UNITEDHEALTH GROUP INC 1.15 05/15/2026		4,628.75	4,628.75
05/15/2025	Coupon	91324PEG3	1,365,000.00	UNITEDHEALTH GROUP INC 3.7 05/15/2027		25,252.50	25,252.50
05/15/2025	Coupon	92970QAE5	2,330,000.00	WFCIT 2024-2 A 4.29 10/15/2029		8,329.75	8,329.75
05/16/2025	Coupon	362554AC1	107,675.85	GMCAR 2021-4 A3 0.68 09/16/2026		45.04	45.04
05/16/2025	Principal Paydown	362554AC1	107,675.85	GMCAR 2021-4 A3 0.68 09/16/2026	24,523.32		24,523.32
05/16/2025	Coupon	36268GAD7	1,985,000.00	GMCAR 2024-1 A3 4.85 12/18/2028		8,022.71	8,022.71
05/16/2025	Coupon	380146AC4	123,014.45	GMCAR 2022-1 A3 1.26 11/16/2026		80.00	80.00
05/16/2025	Principal Paydown	380146AC4	123,014.45	GMCAR 2022-1 A3 1.26 11/16/2026	22,898.47		22,898.47
05/19/2025	Coupon	22160KAM7	2,500,000.00	COSTCO WHOLESALE CORP 3.0 05/18/2027		37,500.00	37,500.00
05/19/2025	Coupon	437930AC4	1,415,000.00	HAROT 2024-2 A3 5.27 11/20/2028		6,214.21	6,214.21
05/19/2025	Coupon	58933YBH7	1,975,000.00	MERCK & CO INC 4.05 05/17/2028		39,993.75	39,993.75
05/20/2025	Coupon	36269WAD1	1,495,000.00	GMALT 2024-2 A3 5.39 07/20/2027		6,715.04	6,715.04
05/21/2025	Coupon	43815GAC3	123,754.64	HAROT 2021-4 A3 0.88 01/21/2026		19.40	19.40
05/21/2025	Effective Maturity	43815GAC3	123,754.64	HAROT 2021-4 A3 0.88 01/21/2026	26,453.59		26,453.59
05/26/2025	Coupon	05602RAD3	301,261.15	BMWOT 2022-A A3 3.21 08/25/2026		498.70	498.70
05/26/2025	Principal Paydown	05602RAD3	301,261.15	BMWOT 2022-A A3 3.21 08/25/2026	39,104.57		39,104.57
05/26/2025	Coupon	05611UAD5	1,800,000.00	BMWLT 2024-1 A3 4.98 03/25/2027		7,470.00	7,470.00
05/26/2025	Coupon	096919AD7	1,855,000.00	BMWOT 2024-A A3 5.18 02/26/2029		8,007.42	8,007.42
05/26/2025	Coupon	3137BSP72	1,500,000.00	FHMS K-058 A2 2.653 08/25/2026		3,316.25	3,316.25
05/26/2025	Coupon	3137BSRE5	3,000,000.00	FHMS K-059 A2 3.12 09/25/2026		7,800.00	7,800.00
05/26/2025	Coupon	3137F4D41	3,000,000.00	FHMS K-074 A2 3.6 01/25/2028		9,000.00	9,000.00
05/26/2025	Coupon	3137FBBX3	2,650,000.00	FHMS K-068 A2 3.244 08/25/2027		7,163.83	7,163.83
05/26/2025	Coupon	3137FEBQ2	4,690,000.00	FHMS K-072 A2 3.444 12/25/2027		13,460.30	13,460.30
05/26/2025	Coupon	3137FETN0	6,000,000.00	FHMS K-073 A2 3.35 01/25/2028		16,750.00	16,750.00
05/26/2025	Coupon	3137FG6X8	5,320,000.00	FHMS K-077 A2 3.85 05/25/2028		17,068.33	17,068.33
05/26/2025	Coupon	3137FGR31	1,997,000.00	FHMS K-078 A2 3.854 06/25/2028		6,413.70	6,413.70
05/26/2025	Coupon	3137FJEH8	3,148,000.00	FHMS K-081 A2 3.9 08/25/2028		10,231.00	10,231.00
05/26/2025	Coupon	3137FJKE8	2,500,000.00	FHMS K-082 A2 3.92 09/25/2028		8,166.67	8,166.67
05/26/2025	Coupon	3137FLMV3	4,950,000.00	FHMS K-090 A2 3.422 02/25/2029		14,115.75	14,115.75
05/26/2025	Coupon	3137FLYV0	3,000,000.00	FHMS K-092 A2 3.298 04/25/2029		8,245.00	8,245.00
05/26/2025	Coupon	3137H4BY5	5,000,000.00	FHMS K-746 A2 2.031 09/25/2028		8,462.50	8,462.50

CASH FLOW REPORT



Payment Date	Transaction Type	CUSIP	Quantity	Security Description	Principal Amount	Income	Total Amount
05/26/2025	Coupon	3137H5YC5	8,000,000.00	FHMS K-748 A2 2.26 01/25/2029		15,066.67	15,066.67
05/30/2025	Coupon	57629W4T4	1,850,000.00	MASSMUTUAL GLOBAL FUNDING II 5.15 05/30/2029		47,637.50	47,637.50
May 2025 Total					5,918,120.27	700,923.31	6,619,043.59
JUNE 2025							
06/02/2025	Coupon	91282CAZ4	3,800,000.00	UNITED STATES TREASURY 0.375 11/30/2025		7,125.00	7,125.00
06/02/2025	Coupon	91282CET4	2,400,000.00	UNITED STATES TREASURY 2.625 05/31/2027		31,500.00	31,500.00
06/02/2025	Coupon	91282CFZ9	4,600,000.00	UNITED STATES TREASURY 3.875 11/30/2027		89,125.00	89,125.00
06/02/2025	Coupon	91282CHE4	7,000,000.00	UNITED STATES TREASURY 3.625 05/31/2028		126,875.00	126,875.00
06/02/2025	Coupon	91282CJN2	3,400,000.00	UNITED STATES TREASURY 4.375 11/30/2028		74,375.00	74,375.00
06/02/2025	Coupon	91282CKT7	4,400,000.00	UNITED STATES TREASURY 4.5 05/31/2029		99,000.00	99,000.00
06/02/2025	Coupon	91282CMA6	4,500,000.00	UNITED STATES TREASURY 4.125 11/30/2029		92,812.50	92,812.50
06/05/2025	Coupon	64952WFK4	3,445,000.00	NEW YORK LIFE GLOBAL FUNDING 4.6 12/05/2029		79,235.00	79,235.00
06/06/2025	Coupon	64952WFG3	2,120,000.00	NEW YORK LIFE GLOBAL FUNDING 5.0 06/06/2029		53,000.00	53,000.00
06/09/2025	Coupon	89115A2C5	1,400,000.00	TORONTO-DOMINION BANK 4.108 06/08/2027		28,756.00	28,756.00
06/10/2025	Coupon	40139LBC6	3,000,000.00	GUARDIAN LIFE GLOBAL FUNDING 0.875 12/10/2025		13,125.00	13,125.00
06/16/2025	Coupon	02582JKH2	3,070,000.00	AMXCA 2024-1 A 5.23 04/16/2029		13,380.08	13,380.08
06/16/2025	Coupon	05522RDH8	2,000,000.00	BACCT 2023-2 A 4.98 11/16/2026		8,300.00	8,300.00
06/16/2025	Coupon	05522RDJ4	2,095,000.00	BACCT 2024-1 A 4.93 05/15/2029		8,606.96	8,606.96
06/16/2025	Coupon	161571HT4	3,645,000.00	CHAIT 2023-1 A 5.16 09/15/2028		15,673.50	15,673.50
06/16/2025	Coupon	362554AC1	107,675.85	GMCAR 2021-4 A3 0.68 09/16/2026		31.15	31.15
06/16/2025	Principal Paydown	362554AC1	107,675.85	GMCAR 2021-4 A3 0.68 09/16/2026	23,454.21		23,454.21
06/16/2025	Coupon	36268GAD7	1,985,000.00	GMCAR 2024-1 A3 4.85 12/18/2028		8,022.71	8,022.71
06/16/2025	Coupon	380146AC4	123,014.45	GMCAR 2022-1 A3 1.26 11/16/2026		55.96	55.96
06/16/2025	Principal Paydown	380146AC4	123,014.45	GMCAR 2022-1 A3 1.26 11/16/2026	22,405.68		22,405.68
06/16/2025	Coupon	437918AC9	3,435,000.00	HAROT 2024-1 A3 5.21 08/15/2028		14,913.63	14,913.63
06/16/2025	Coupon	43815BAC4	372,219.45	HAROT 2022-1 A3 1.88 05/15/2026		284.21	284.21
06/16/2025	Principal Paydown	43815BAC4	372,219.45	HAROT 2022-1 A3 1.88 05/15/2026	62,524.89		62,524.89
06/16/2025	Coupon	448973AD9	2,000,000.00	HART 2024-A A3 4.99 02/15/2029		8,316.67	8,316.67

CASH FLOW REPORT



Payment Date	Transaction Type	CUSIP	Quantity	Security Description	Principal Amount	Income	Total Amount
06/16/2025	Coupon	448977AD0	314,505.90	HART 2022-A A3 2.22 10/15/2026		292.23	292.23
06/16/2025	Principal Paydown	448977AD0	314,505.90	HART 2022-A A3 2.22 10/15/2026	52,484.14		52,484.14
06/16/2025	Coupon	44934FAD7	1,615,000.00	HALST 2024-B A3 5.41 05/17/2027		7,280.96	7,280.96
06/16/2025	Coupon	44935WAD9	2,090,000.00	HALST 25A A3 4.83 01/18/2028		8,412.25	8,412.25
06/16/2025	Coupon	47786WAD2	2,100,000.00	JDOT 2024-B A3 5.2 03/15/2029		9,100.00	9,100.00
06/16/2025	Coupon	47787JAC2	216,723.16	JDOT 2022 A3 0.36 09/15/2026		254.09	254.09
06/16/2025	Principal Paydown	47787JAC2	216,723.16	JDOT 2022 A3 0.36 09/15/2026	25,892.03		25,892.03
06/16/2025	Coupon	47800CAC0	1,712,657.65	JDOT 2023 A3 5.01 11/15/2027		6,018.40	6,018.40
06/16/2025	Principal Paydown	47800CAC0	1,712,657.65	JDOT 2023 A3 5.01 11/15/2027	97,054.01		97,054.01
06/16/2025	Coupon	58770JAD6	1,085,000.00	MBALT 2024-A A3 5.32 01/18/2028		4,810.73	4,810.73
06/16/2025	Coupon	74340XCG4	4,000,000.00	PROLOGIS LP 4.875 06/15/2028		97,500.00	97,500.00
06/16/2025	Coupon	92970QAE5	2,330,000.00	WFCIT 2024-2 A 4.29 10/15/2029		8,329.75	8,329.75
06/17/2025	Coupon	3135G04Z3	6,200,000.00	FEDERAL NATIONAL MORTGAGE ASSOCIATION 0.5 06/17/2025		15,500.00	15,500.00
06/17/2025	Final Maturity	3135G04Z3	6,200,000.00	FEDERAL NATIONAL MORTGAGE ASSOCIATION 0.5 06/17/2025	6,200,000.00		6,200,000.00
06/18/2025	Coupon	437930AC4	1,415,000.00	HAROT 2024-2 A3 5.27 11/20/2028		6,214.21	6,214.21
06/18/2025	Coupon	89236TJK2	3,325,000.00	TOYOTA MOTOR CREDIT CORP 1.125 06/18/2026		18,703.13	18,703.13
06/20/2025	Coupon	06051GJD2	3,000,000.00	BANK OF AMERICA CORP 1.319 06/19/2026		19,785.00	19,785.00
06/20/2025	Effective Maturity	06051GJD2	3,000,000.00	BANK OF AMERICA CORP 1.319 06/19/2026	3,000,000.00		3,000,000.00
06/20/2025	Coupon	36269WAD1	1,495,000.00	GMALT 2024-2 A3 5.39 07/20/2027		6,715.04	6,715.04
06/25/2025	Coupon	05602RAD3	301,261.15	BMWOT 2022-A A3 3.21 08/25/2026		394.09	394.09
06/25/2025	Principal Paydown	05602RAD3	301,261.15	BMWOT 2022-A A3 3.21 08/25/2026	36,825.64		36,825.64
06/25/2025	Coupon	05611UAD5	1,800,000.00	BMWLT 2024-1 A3 4.98 03/25/2027		7,470.00	7,470.00
06/25/2025	Coupon	096919AD7	1,855,000.00	BMWOT 2024-A A3 5.18 02/26/2029		8,007.42	8,007.42
06/25/2025	Coupon	3137BSP72	1,500,000.00	FHMS K-058 A2 2.653 08/25/2026		3,316.25	3,316.25
06/25/2025	Coupon	3137BSRE5	3,000,000.00	FHMS K-059 A2 3.12 09/25/2026		7,800.00	7,800.00
06/25/2025	Coupon	3137F4D41	3,000,000.00	FHMS K-074 A2 3.6 01/25/2028		9,000.00	9,000.00
06/25/2025	Coupon	3137FBBX3	2,650,000.00	FHMS K-068 A2 3.244 08/25/2027		7,163.83	7,163.83
06/25/2025	Coupon	3137FEBQ2	4,690,000.00	FHMS K-072 A2 3.444 12/25/2027		13,460.30	13,460.30
06/25/2025	Coupon	3137FETN0	6,000,000.00	FHMS K-073 A2 3.35 01/25/2028		16,750.00	16,750.00

CASH FLOW REPORT



Payment Date	Transaction Type	CUSIP	Quantity	Security Description	Principal Amount	Income	Total Amount
06/25/2025	Coupon	3137FG6X8	5,320,000.00	FHMS K-077 A2 3.85 05/25/2028		17,068.33	17,068.33
06/25/2025	Coupon	3137FGR31	1,997,000.00	FHMS K-078 A2 3.854 06/25/2028		6,413.70	6,413.70
06/25/2025	Coupon	3137FJEH8	3,148,000.00	FHMS K-081 A2 3.9 08/25/2028		10,231.00	10,231.00
06/25/2025	Coupon	3137FJKE8	2,500,000.00	FHMS K-082 A2 3.92 09/25/2028		8,166.67	8,166.67
06/25/2025	Coupon	3137FLMV3	4,950,000.00	FHMS K-090 A2 3.422 02/25/2029		14,115.75	14,115.75
06/25/2025	Coupon	3137FLYV0	3,000,000.00	FHMS K-092 A2 3.298 04/25/2029		8,245.00	8,245.00
06/25/2025	Coupon	3137H4BY5	5,000,000.00	FHMS K-746 A2 2.031 09/25/2028		8,462.50	8,462.50
06/25/2025	Coupon	3137H5YC5	8,000,000.00	FHMS K-748 A2 2.26 01/25/2029		15,066.67	15,066.67
06/25/2025	Coupon	437076DC3	3,000,000.00	HOME DEPOT INC 4.75 06/25/2029		71,250.00	71,250.00
06/30/2025	Coupon	3130AWN63	3,000,000.00	FEDERAL HOME LOAN BANKS 4.0 06/30/2028		60,000.00	60,000.00
06/30/2025	Coupon	91282CEW7	6,650,000.00	UNITED STATES TREASURY 3.25 06/30/2027		108,062.50	108,062.50
06/30/2025	Coupon	91282CGC9	7,000,000.00	UNITED STATES TREASURY 3.875 12/31/2027		135,625.00	135,625.00
06/30/2025	Coupon	91282CJR3	11,000,000.00	UNITED STATES TREASURY 3.75 12/31/2028		206,250.00	206,250.00
06/30/2025	Coupon	91282CKX8	4,000,000.00	UNITED STATES TREASURY 4.25 06/30/2029		85,000.00	85,000.00
June 2025 Total					9,520,640.60	1,808,748.15	11,329,388.76
JULY 2025							
07/09/2025	Coupon	89236TNA9	3,655,000.00	TOYOTA MOTOR CREDIT CORP 4.95 01/09/2030		90,461.25	90,461.25
07/10/2025	Coupon	66815L2Q1	2,400,000.00	NORTHWESTERN MUTUAL GLOBAL FUNDING 4.71 01/10/2029		56,520.00	56,520.00
07/11/2025	Coupon	59217GER6	2,485,000.00	METROPOLITAN LIFE GLOBAL FUNDING I 1.875 01/11/2027		23,296.88	23,296.88
07/15/2025	Coupon	02582JKH2	3,070,000.00	AMXCA 2024-1 A 5.23 04/16/2029		13,380.08	13,380.08
07/15/2025	Coupon	05522RDH8	2,000,000.00	BACCT 2023-2 A 4.98 11/16/2026		8,300.00	8,300.00
07/15/2025	Coupon	05522RDJ4	2,095,000.00	BACCT 2024-1 A 4.93 05/15/2029		8,606.96	8,606.96
07/15/2025	Coupon	161571HT4	3,645,000.00	CHAIT 2023-1 A 5.16 09/15/2028		15,673.50	15,673.50
07/15/2025	Coupon	437918AC9	3,435,000.00	HAROT 2024-1 A3 5.21 08/15/2028		14,913.63	14,913.63
07/15/2025	Coupon	43815BAC4	372,219.45	HAROT 2022-1 A3 1.88 05/15/2026		186.25	186.25
07/15/2025	Principal Paydown	43815BAC4	372,219.45	HAROT 2022-1 A3 1.88 05/15/2026	60,896.40		60,896.40
07/15/2025	Coupon	448973AD9	2,000,000.00	HART 2024-A A3 4.99 02/15/2029		8,316.67	8,316.67
07/15/2025	Coupon	448977AD0	314,505.90	HART 2022-A A3 2.22 10/15/2026		195.14	195.14
07/15/2025	Principal Paydown	448977AD0	314,505.90	HART 2022-A A3 2.22 10/15/2026	51,300.50		51,300.50
07/15/2025	Coupon	44934FAD7	1,615,000.00	HALST 2024-B A3 5.41 05/17/2027		7,280.96	7,280.96

CASH FLOW REPORT



Payment Date	Transaction Type	CUSIP	Quantity	Security Description	Principal Amount	Income	Total Amount
07/15/2025	Coupon	44935WAD9	2,090,000.00	HALST 25A A3 4.83 01/18/2028		8,412.25	8,412.25
07/15/2025	Coupon	47786WAD2	2,100,000.00	JDOT 2024-B A3 5.2 03/15/2029		9,100.00	9,100.00
07/15/2025	Coupon	47787JAC2	216,723.16	JDOT 2022 A3 0.36 09/15/2026		204.04	204.04
07/15/2025	Principal Paydown	47787JAC2	216,723.16	JDOT 2022 A3 0.36 09/15/2026	30,661.60		30,661.60
07/15/2025	Coupon	47800CAC0	1,712,657.65	JDOT 2023 A3 5.01 11/15/2027		5,613.20	5,613.20
07/15/2025	Principal Paydown	47800CAC0	1,712,657.65	JDOT 2023 A3 5.01 11/15/2027	99,720.08		99,720.08
07/15/2025	Coupon	58770JAD6	1,085,000.00	MBALT 2024-A A3 5.32 01/18/2028		4,810.73	4,810.73
07/15/2025	Coupon	756109AU8	4,500,000.00	REALTY INCOME CORP 3.65 01/15/2028		82,125.00	82,125.00
07/15/2025	Coupon	92970QAE5	2,330,000.00	WFCIT 2024-2 A 4.29 10/15/2029		8,329.75	8,329.75
07/16/2025	Coupon	362554AC1	107,675.85	GMCAR 2021-4 A3 0.68 09/16/2026		17.86	17.86
07/16/2025	Principal Paydown	362554AC1	107,675.85	GMCAR 2021-4 A3 0.68 09/16/2026	22,532.40		22,532.40
07/16/2025	Coupon	36268GAD7	1,985,000.00	GMCAR 2024-1 A3 4.85 12/18/2028		8,022.71	8,022.71
07/16/2025	Coupon	380146AC4	123,014.45	GMCAR 2022-1 A3 1.26 11/16/2026		32.44	32.44
07/16/2025	Principal Paydown	380146AC4	123,014.45	GMCAR 2022-1 A3 1.26 11/16/2026	21,911.52		21,911.52
07/16/2025	Coupon	57629WDE7	2,272,000.00	MASSMUTUAL GLOBAL FUNDING II 1.2 07/16/2026		13,632.00	13,632.00
07/17/2025	Coupon	57629W5B2	2,140,000.00	MASSMUTUAL GLOBAL FUNDING II 4.85 01/17/2029		51,895.00	51,895.00
07/17/2025	Coupon	713448FX1	3,775,000.00	PEPSICO INC 4.5 07/17/2029		84,937.50	84,937.50
07/18/2025	Coupon	437930AC4	1,415,000.00	HAROT 2024-2 A3 5.27 11/20/2028		6,214.21	6,214.21
07/21/2025	Coupon	24422EWR6	2,450,000.00	JOHN DEERE CAPITAL CORP 4.75 01/20/2028		58,187.50	58,187.50
07/21/2025	Coupon	3137EAEU9	6,300,000.00	FEDERAL HOME LOAN MORTGAGE CORP 0.375 07/21/2025		11,812.50	11,812.50
07/21/2025	Final Maturity	3137EAEU9	6,300,000.00	FEDERAL HOME LOAN MORTGAGE CORP 0.375 07/21/2025	6,300,000.00		6,300,000.00
07/21/2025	Coupon	36269WAD1	1,495,000.00	GMALT 2024-2 A3 5.39 07/20/2027		6,715.04	6,715.04
07/23/2025	Coupon	46647PAM8	3,300,000.00	JPMORGAN CHASE & CO 3.509 01/23/2029		57,898.50	57,898.50
07/25/2025	Coupon	05602RAD3	301,261.15	BMWOT 2022-A A3 3.21 08/25/2026		295.58	295.58
07/25/2025	Principal Paydown	05602RAD3	301,261.15	BMWOT 2022-A A3 3.21 08/25/2026	35,220.61		35,220.61
07/25/2025	Coupon	05611UAD5	1,800,000.00	BMWLT 2024-1 A3 4.98 03/25/2027		7,470.00	7,470.00
07/25/2025	Principal Paydown	05611UAD5	1,800,000.00	BMWLT 2024-1 A3 4.98 03/25/2027	63,515.10		63,515.10
07/25/2025	Coupon	096919AD7	1,855,000.00	BMWOT 2024-A A3 5.18 02/26/2029		8,007.42	8,007.42

CASH FLOW REPORT



Payment Date	Transaction Type	CUSIP	Quantity	Security Description	Principal Amount	Income	Total Amount
07/25/2025	Coupon	3137BSP72	1,500,000.00	FHMS K-058 A2 2.653 08/25/2026		3,316.25	3,316.25
07/25/2025	Coupon	3137BSRE5	3,000,000.00	FHMS K-059 A2 3.12 09/25/2026		7,800.00	7,800.00
07/25/2025	Coupon	3137F4D41	3,000,000.00	FHMS K-074 A2 3.6 01/25/2028		9,000.00	9,000.00
07/25/2025	Coupon	3137FBBX3	2,650,000.00	FHMS K-068 A2 3.244 08/25/2027		7,163.83	7,163.83
07/25/2025	Coupon	3137FEBQ2	4,690,000.00	FHMS K-072 A2 3.444 12/25/2027		13,460.30	13,460.30
07/25/2025	Coupon	3137FETN0	6,000,000.00	FHMS K-073 A2 3.35 01/25/2028		16,750.00	16,750.00
07/25/2025	Coupon	3137FG6X8	5,320,000.00	FHMS K-077 A2 3.85 05/25/2028		17,068.33	17,068.33
07/25/2025	Coupon	3137FGR31	1,997,000.00	FHMS K-078 A2 3.854 06/25/2028		6,413.70	6,413.70
07/25/2025	Coupon	3137FJEH8	3,148,000.00	FHMS K-081 A2 3.9 08/25/2028		10,231.00	10,231.00
07/25/2025	Coupon	3137FJKE8	2,500,000.00	FHMS K-082 A2 3.92 09/25/2028		8,166.67	8,166.67
07/25/2025	Coupon	3137FLMV3	4,950,000.00	FHMS K-090 A2 3.422 02/25/2029		14,115.75	14,115.75
07/25/2025	Coupon	3137FLYV0	3,000,000.00	FHMS K-092 A2 3.298 04/25/2029		8,245.00	8,245.00
07/25/2025	Coupon	3137H4BY5	5,000,000.00	FHMS K-746 A2 2.031 09/25/2028		8,462.50	8,462.50
07/25/2025	Coupon	3137H5YC5	8,000,000.00	FHMS K-748 A2 2.26 01/25/2029		15,066.67	15,066.67
07/31/2025	Coupon	91282CFB2	1,300,000.00	UNITED STATES TREASURY 2.75 07/31/2027		17,875.00	17,875.00
07/31/2025	Coupon	91282CGH8	7,000,000.00	UNITED STATES TREASURY 3.5 01/31/2028		122,500.00	122,500.00
07/31/2025	Coupon	91282CJW2	5,000,000.00	UNITED STATES TREASURY 4.0 01/31/2029		100,000.00	100,000.00
07/31/2025	Coupon	91282CMG3	4,500,000.00	UNITED STATES TREASURY 4.25 01/31/2030		95,625.00	95,625.00
July 2025 Total					6,685,758.20	1,162,124.52	7,847,882.72
AUGUST 2025							
08/01/2025	Coupon	13063EGT7	4,395,000.00	CALIFORNIA STATE 4.5 08/01/2029		98,887.50	98,887.50
08/01/2025	Coupon	61747YFA8	2,650,000.00	MORGAN STANLEY 5.123 02/01/2029		67,879.75	67,879.75
08/01/2025	Coupon	78016HZS2	3,500,000.00	ROYAL BANK OF CANADA 5.2 08/01/2028		91,000.00	91,000.00
08/07/2025	Coupon	63743HFN7	2,500,000.00	NATIONAL RURAL UTILITIES COOPERATIVE FINANCE CORP 4.85 02/07/2029		60,625.00	60,625.00
08/11/2025	Coupon	532457CK2	2,710,000.00	ELI LILLY AND CO 4.5 02/09/2029		60,975.00	60,975.00
08/11/2025	Coupon	69371RS64	1,670,000.00	PACCAR FINANCIAL CORP 4.95 08/10/2028		41,332.50	41,332.50
08/15/2025	Coupon	02582JKH2	3,070,000.00	AMXCA 2024-1 A 5.23 04/16/2029		13,380.08	13,380.08
08/15/2025	Coupon	05522RDH8	2,000,000.00	BACCT 2023-2 A 4.98 11/16/2026		8,300.00	8,300.00
08/15/2025	Coupon	05522RDJ4	2,095,000.00	BACCT 2024-1 A 4.93 05/15/2029		8,606.96	8,606.96
08/15/2025	Coupon	161571HT4	3,645,000.00	CHAIT 2023-1 A 5.16 09/15/2028		15,673.50	15,673.50
08/15/2025	Coupon	171239AL0	3,700,000.00	CHUBB INA HOLDINGS LLC 4.65 08/15/2029		86,025.00	86,025.00

CASH FLOW REPORT



Payment Date	Transaction Type	CUSIP	Quantity	Security Description	Principal Amount	Income	Total Amount
08/15/2025	Coupon	30303M8S4	2,280,000.00	META PLATFORMS INC 4.3 08/15/2029		49,020.00	49,020.00
08/15/2025	Coupon	437918AC9	3,435,000.00	HAROT 2024-1 A3 5.21 08/15/2028		14,913.63	14,913.63
08/15/2025	Coupon	43815BAC4	372,219.45	HAROT 2022-1 A3 1.88 05/15/2026		90.85	90.85
08/15/2025	Effective Maturity	43815BAC4	372,219.45	HAROT 2022-1 A3 1.88 05/15/2026	57,989.28		57,989.28
08/15/2025	Coupon	448973AD9	2,000,000.00	HART 2024-A A3 4.99 02/15/2029		8,316.67	8,316.67
08/15/2025	Coupon	448977AD0	314,505.90	HART 2022-A A3 2.22 10/15/2026		100.23	100.23
08/15/2025	Principal Paydown	448977AD0	314,505.90	HART 2022-A A3 2.22 10/15/2026	49,823.33		49,823.33
08/15/2025	Coupon	44934FAD7	1,615,000.00	HALST 2024-B A3 5.41 05/17/2027		7,280.96	7,280.96
08/15/2025	Coupon	44935WAD9	2,090,000.00	HALST 25A A3 4.83 01/18/2028		8,412.25	8,412.25
08/15/2025	Coupon	47786WAD2	2,100,000.00	JDOT 2024-B A3 5.2 03/15/2029		9,100.00	9,100.00
08/15/2025	Coupon	47787JAC2	216,723.16	JDOT 2022 A3 0.36 09/15/2026		144.76	144.76
08/15/2025	Principal Paydown	47787JAC2	216,723.16	JDOT 2022 A3 0.36 09/15/2026	27,780.91		27,780.91
08/15/2025	Coupon	47800CAC0	1,712,657.65	JDOT 2023 A3 5.01 11/15/2027		5,196.87	5,196.87
08/15/2025	Principal Paydown	47800CAC0	1,712,657.65	JDOT 2023 A3 5.01 11/15/2027	91,651.69		91,651.69
08/15/2025	Coupon	58770JAD6	1,085,000.00	MBALT 2024-A A3 5.32 01/18/2028		4,810.73	4,810.73
08/15/2025	Coupon	91324PEP3	1,500,000.00	UNITEDHEALTH GROUP INC 5.25 02/15/2028		39,375.00	39,375.00
08/15/2025	Coupon	92970QAE5	2,330,000.00	WFCIT 2024-2 A 4.29 10/15/2029		8,329.75	8,329.75
08/18/2025	Coupon	362554AC1	107,675.85	GMCAR 2021-4 A3 0.68 09/16/2026		5.09	5.09
08/18/2025	Effective Maturity	362554AC1	107,675.85	GMCAR 2021-4 A3 0.68 09/16/2026	8,980.22		8,980.22
08/18/2025	Coupon	36268GAD7	1,985,000.00	GMCAR 2024-1 A3 4.85 12/18/2028		8,022.71	8,022.71
08/18/2025	Coupon	380146AC4	123,014.45	GMCAR 2022-1 A3 1.26 11/16/2026		9.43	9.43
08/18/2025	Effective Maturity	380146AC4	123,014.45	GMCAR 2022-1 A3 1.26 11/16/2026	8,979.35		8,979.35
08/18/2025	Coupon	437930AC4	1,415,000.00	HAROT 2024-2 A3 5.27 11/20/2028		6,214.21	6,214.21
08/20/2025	Coupon	36269WAD1	1,495,000.00	GMALT 2024-2 A3 5.39 07/20/2027		6,715.04	6,715.04
08/25/2025	Coupon	05602RAD3	301,261.15	BMWOT 2022-A A3 3.21 08/25/2026		201.37	201.37
08/25/2025	Principal Paydown	05602RAD3	301,261.15	BMWOT 2022-A A3 3.21 08/25/2026	34,107.14		34,107.14
08/25/2025	Coupon	05611UAD5	1,800,000.00	BMWLT 2024-1 A3 4.98 03/25/2027		7,206.41	7,206.41
08/25/2025	Principal Paydown	05611UAD5	1,800,000.00	BMWLT 2024-1 A3 4.98 03/25/2027	150,988.62		150,988.62
08/25/2025	Coupon	096919AD7	1,855,000.00	BMWOT 2024-A A3 5.18 02/26/2029		8,007.42	8,007.42
08/25/2025	Coupon	3135G05X7	6,285,000.00	FEDERAL NATIONAL MORTGAGE ASSOCIATION 0.375 08/25/2025		11,784.38	11,784.38

CASH FLOW REPORT



Payment Date	Transaction Type	CUSIP	Quantity	Security Description	Principal Amount	Income	Total Amount
08/25/2025	Final Maturity	3135G05X7	6,285,000.00	FEDERAL NATIONAL MORTGAGE ASSOCIATION 0.375 08/25/2025	6,285,000.00		6,285,000.00
08/25/2025	Coupon	3137BSP72	1,500,000.00	FHMS K-058 A2 2.653 08/25/2026		3,316.25	3,316.25
08/25/2025	Coupon	3137BSRE5	3,000,000.00	FHMS K-059 A2 3.12 09/25/2026		7,800.00	7,800.00
08/25/2025	Coupon	3137F4D41	3,000,000.00	FHMS K-074 A2 3.6 01/25/2028		9,000.00	9,000.00
08/25/2025	Coupon	3137FBBX3	2,650,000.00	FHMS K-068 A2 3.244 08/25/2027		7,163.83	7,163.83
08/25/2025	Coupon	3137FEBQ2	4,690,000.00	FHMS K-072 A2 3.444 12/25/2027		13,460.30	13,460.30
08/25/2025	Coupon	3137FETN0	6,000,000.00	FHMS K-073 A2 3.35 01/25/2028		16,750.00	16,750.00
08/25/2025	Coupon	3137FG6X8	5,320,000.00	FHMS K-077 A2 3.85 05/25/2028		17,068.33	17,068.33
08/25/2025	Coupon	3137FGR31	1,997,000.00	FHMS K-078 A2 3.854 06/25/2028		6,413.70	6,413.70
08/25/2025	Coupon	3137FJEH8	3,148,000.00	FHMS K-081 A2 3.9 08/25/2028		10,231.00	10,231.00
08/25/2025	Coupon	3137FJKE8	2,500,000.00	FHMS K-082 A2 3.92 09/25/2028		8,166.67	8,166.67
08/25/2025	Coupon	3137FLMV3	4,950,000.00	FHMS K-090 A2 3.422 02/25/2029		14,115.75	14,115.75
08/25/2025	Coupon	3137FLYV0	3,000,000.00	FHMS K-092 A2 3.298 04/25/2029		8,245.00	8,245.00
08/25/2025	Coupon	3137H4BY5	5,000,000.00	FHMS K-746 A2 2.031 09/25/2028		8,462.50	8,462.50
08/25/2025	Coupon	3137H5YC5	8,000,000.00	FHMS K-748 A2 2.26 01/25/2029		15,066.67	15,066.67
08/26/2025	Coupon	17275RBR2	1,960,000.00	CISCO SYSTEMS INC 4.85 02/26/2029		47,530.00	47,530.00
08/27/2025	Coupon	14913UAJ9	2,500,000.00	CATERPILLAR FINANCIAL SERVICES CORP 4.85 02/27/2029		60,625.00	60,625.00
August 2025 Total					6,715,300.55	1,009,358.02	7,724,658.57
SEPTEMBER 2025							
09/02/2025	Coupon	74456QBX3	3,000,000.00	PUBLIC SERVICE ELECTRIC AND GAS CO 3.65 09/01/2028		54,750.00	54,750.00
09/02/2025	Coupon	91282CCW9	1,570,000.00	UNITED STATES TREASURY 0.75 08/31/2026		5,887.50	5,887.50
09/02/2025	Coupon	91282CFH9	3,450,000.00	UNITED STATES TREASURY 3.125 08/31/2027		53,906.25	53,906.25
09/02/2025	Coupon	91282CGP0	7,000,000.00	UNITED STATES TREASURY 4.0 02/29/2028		140,000.00	140,000.00
09/02/2025	Coupon	91282CHX2	1,900,000.00	UNITED STATES TREASURY 4.375 08/31/2028		41,562.50	41,562.50
09/02/2025	Coupon	91282CKD2	7,000,000.00	UNITED STATES TREASURY 4.25 02/28/2029		148,750.00	148,750.00
09/02/2025	Coupon	91282CLK5	8,000,000.00	UNITED STATES TREASURY 3.625 08/31/2029		145,000.00	145,000.00
09/03/2025	Coupon	808513BY0	1,300,000.00	CHARLES SCHWAB CORP 2.45 03/03/2027		15,925.00	15,925.00
09/09/2025	Coupon	57636QAW4	2,090,000.00	MASTERCARD INC 4.875 03/09/2028		50,943.75	50,943.75
09/10/2025	Coupon	89114TZT2	1,900,000.00	TORONTO-DOMINION BANK 2.8 03/10/2027		26,600.00	26,600.00

CASH FLOW REPORT



Payment Date	Transaction Type	CUSIP	Quantity	Security Description	Principal Amount	Income	Total Amount
09/15/2025	Coupon	02582JKH2	3,070,000.00	AMXCA 2024-1 A 5.23 04/16/2029		13,380.08	13,380.08
09/15/2025	Coupon	05522RDH8	2,000,000.00	BACCT 2023-2 A 4.98 11/16/2026		8,300.00	8,300.00
09/15/2025	Coupon	05522RDJ4	2,095,000.00	BACCT 2024-1 A 4.93 05/15/2029		8,606.96	8,606.96
09/15/2025	Coupon	161571HT4	3,645,000.00	CHAIT 2023-1 A 5.16 09/15/2028		15,673.50	15,673.50
09/15/2025	Coupon	26442UAH7	1,500,000.00	DUKE ENERGY PROGRESS LLC 3.45 03/15/2029		25,875.00	25,875.00
09/15/2025	Coupon	437918AC9	3,435,000.00	HAROT 2024-1 A3 5.21 08/15/2028		14,913.63	14,913.63
09/15/2025	Coupon	448973AD9	2,000,000.00	HART 2024-A A3 4.99 02/15/2029		8,316.67	8,316.67
09/15/2025	Coupon	448977AD0	314,505.90	HART 2022-A A3 2.22 10/15/2026		8.06	8.06
09/15/2025	Effective Maturity	448977AD0	314,505.90	HART 2022-A A3 2.22 10/15/2026	4,355.23		4,355.23
09/15/2025	Coupon	44934FAD7	1,615,000.00	HALST 2024-B A3 5.41 05/17/2027		7,280.96	7,280.96
09/15/2025	Coupon	44935WAD9	2,090,000.00	HALST 25A A3 4.83 01/18/2028		8,412.25	8,412.25
09/15/2025	Coupon	47786WAD2	2,100,000.00	JDOT 2024-B A3 5.2 03/15/2029		9,100.00	9,100.00
09/15/2025	Coupon	47787JAC2	216,723.16	JDOT 2022 A3 0.36 09/15/2026		91.05	91.05
09/15/2025	Principal Paydown	47787JAC2	216,723.16	JDOT 2022 A3 0.36 09/15/2026	27,058.13		27,058.13
09/15/2025	Coupon	47800CAC0	1,712,657.65	JDOT 2023 A3 5.01 11/15/2027		4,814.22	4,814.22
09/15/2025	Principal Paydown	47800CAC0	1,712,657.65	JDOT 2023 A3 5.01 11/15/2027	93,404.52		93,404.52
09/15/2025	Coupon	58770JAD6	1,085,000.00	MBALT 2024-A A3 5.32 01/18/2028		4,810.73	4,810.73
09/15/2025	Coupon	58989V2D5	1,715,000.00	MET TOWER GLOBAL FUNDING 1.25 09/14/2026		10,718.75	10,718.75
09/15/2025	Coupon	880591EZ1	3,500,000.00	TENNESSEE VALLEY AUTHORITY 3.875 03/15/2028		67,812.50	67,812.50
09/15/2025	Coupon	92970QAE5	2,330,000.00	WFCIT 2024-2 A 4.29 10/15/2029		8,329.75	8,329.75
09/16/2025	Coupon	36268GAD7	1,985,000.00	GMCAR 2024-1 A3 4.85 12/18/2028		8,022.71	8,022.71
09/17/2025	Coupon	931142ER0	785,000.00	WALMART INC 1.05 09/17/2026		4,121.25	4,121.25
09/18/2025	Coupon	437930AC4	1,415,000.00	HAROT 2024-2 A3 5.27 11/20/2028		6,214.21	6,214.21
09/22/2025	Coupon	36269WAD1	1,495,000.00	GMALT 2024-2 A3 5.39 07/20/2027		6,715.04	6,715.04
09/23/2025	Coupon	3137EAEX3	6,295,000.00	FEDERAL HOME LOAN MORTGAGE CORP 0.375 09/23/2025		11,803.13	11,803.13
09/23/2025	Final Maturity	3137EAEX3	6,295,000.00	FEDERAL HOME LOAN MORTGAGE CORP 0.375 09/23/2025	6,295,000.00		6,295,000.00
09/25/2025	Coupon	05602RAD3	301,261.15	BMWOT 2022-A A3 3.21 08/25/2026		110.13	110.13
09/25/2025	Principal Paydown	05602RAD3	301,261.15	BMWOT 2022-A A3 3.21 08/25/2026	28,680.45		28,680.45

CASH FLOW REPORT



Payment Date	Transaction Type	CUSIP	Quantity	Security Description	Principal Amount	Income	Total Amount
09/25/2025	Coupon	05611UAD5	1,800,000.00	BMWLT 2024-1 A3 4.98 03/25/2027		6,579.81	6,579.81
09/25/2025	Principal Paydown	05611UAD5	1,800,000.00	BMWLT 2024-1 A3 4.98 03/25/2027	148,301.85		148,301.85
09/25/2025	Coupon	096919AD7	1,855,000.00	BMWOT 2024-A A3 5.18 02/26/2029		8,007.42	8,007.42
09/25/2025	Coupon	3137BSP72	1,500,000.00	FHMS K-058 A2 2.653 08/25/2026		3,316.25	3,316.25
09/25/2025	Coupon	3137BSRE5	3,000,000.00	FHMS K-059 A2 3.12 09/25/2026		7,800.00	7,800.00
09/25/2025	Coupon	3137F4D41	3,000,000.00	FHMS K-074 A2 3.6 01/25/2028		9,000.00	9,000.00
09/25/2025	Coupon	3137FBBX3	2,650,000.00	FHMS K-068 A2 3.244 08/25/2027		7,163.83	7,163.83
09/25/2025	Coupon	3137FEBQ2	4,690,000.00	FHMS K-072 A2 3.444 12/25/2027		13,460.30	13,460.30
09/25/2025	Coupon	3137FETN0	6,000,000.00	FHMS K-073 A2 3.35 01/25/2028		16,750.00	16,750.00
09/25/2025	Coupon	3137FG6X8	5,320,000.00	FHMS K-077 A2 3.85 05/25/2028		17,068.33	17,068.33
09/25/2025	Coupon	3137FGR31	1,997,000.00	FHMS K-078 A2 3.854 06/25/2028		6,413.70	6,413.70
09/25/2025	Coupon	3137FJEH8	3,148,000.00	FHMS K-081 A2 3.9 08/25/2028		10,231.00	10,231.00
09/25/2025	Coupon	3137FJKE8	2,500,000.00	FHMS K-082 A2 3.92 09/25/2028		8,166.67	8,166.67
09/25/2025	Coupon	3137FLMV3	4,950,000.00	FHMS K-090 A2 3.422 02/25/2029		14,115.75	14,115.75
09/25/2025	Coupon	3137FLYV0	3,000,000.00	FHMS K-092 A2 3.298 04/25/2029		8,245.00	8,245.00
09/25/2025	Coupon	3137H4BY5	5,000,000.00	FHMS K-746 A2 2.031 09/25/2028		8,462.50	8,462.50
09/25/2025	Coupon	3137H5YC5	8,000,000.00	FHMS K-748 A2 2.26 01/25/2029		15,066.67	15,066.67
09/26/2025	Coupon	40139LBJ1	3,050,000.00	GUARDIAN LIFE GLOBAL FUNDING 4.179 09/26/2029		63,729.75	63,729.75
09/30/2025	Coupon	91282CCZ2	3,130,000.00	UNITED STATES TREASURY 0.875 09/30/2026		13,693.75	13,693.75
09/30/2025	Coupon	91282CFM8	2,800,000.00	UNITED STATES TREASURY 4.125 09/30/2027		57,750.00	57,750.00
09/30/2025	Coupon	91282CJA0	5,800,000.00	UNITED STATES TREASURY 4.625 09/30/2028		134,125.00	134,125.00
09/30/2025	Coupon	91282CKG5	7,000,000.00	UNITED STATES TREASURY 4.125 03/31/2029		144,375.00	144,375.00
09/30/2025	Coupon	91282CLN9	8,500,000.00	UNITED STATES TREASURY 3.5 09/30/2029		148,750.00	148,750.00
September 2025 Total					6,596,800.19	1,659,026.29	8,255,826.47
OCTOBER 2025							
10/06/2025	Coupon	89115A2Y7	2,330,000.00	TORONTO-DOMINION BANK 4.994 04/05/2029		58,180.10	58,180.10
10/14/2025	Coupon	58989V2H6	2,000,000.00	MET TOWER GLOBAL FUNDING 5.25 04/12/2029		52,500.00	52,500.00
10/15/2025	Coupon	02582JKH2	3,070,000.00	AMXCA 2024-1 A 5.23 04/16/2029		13,380.08	13,380.08
10/15/2025	Coupon	05522RDH8	2,000,000.00	BACCT 2023-2 A 4.98 11/16/2026		8,300.00	8,300.00

CASH FLOW REPORT



Payment Date	Transaction Type	CUSIP	Quantity	Security Description	Principal Amount	Income	Total Amount
10/15/2025	Coupon	05522RDJ4	2,095,000.00	BACCT 2024-1 A 4.93 05/15/2029		8,606.96	8,606.96
10/15/2025	Coupon	161571HT4	3,645,000.00	CHAIT 2023-1 A 5.16 09/15/2028		15,673.50	15,673.50
10/15/2025	Coupon	437918AC9	3,435,000.00	HAROT 2024-1 A3 5.21 08/15/2028		14,913.63	14,913.63
10/15/2025	Principal Paydown	437918AC9	3,435,000.00	HAROT 2024-1 A3 5.21 08/15/2028	149,874.01		149,874.01
10/15/2025	Coupon	448973AD9	2,000,000.00	HART 2024-A A3 4.99 02/15/2029		8,316.67	8,316.67
10/15/2025	Coupon	44934FAD7	1,615,000.00	HALST 2024-B A3 5.41 05/17/2027		7,280.96	7,280.96
10/15/2025	Coupon	44935WAD9	2,090,000.00	HALST 25A A3 4.83 01/18/2028		8,412.25	8,412.25
10/15/2025	Coupon	47786WAD2	2,100,000.00	JDOT 2024-B A3 5.2 03/15/2029		9,100.00	9,100.00
10/15/2025	Coupon	47787JAC2	216,723.16	JDOT 2022 A3 0.36 09/15/2026		38.73	38.73
10/15/2025	Effective Maturity	47787JAC2	216,723.16	JDOT 2022 A3 0.36 09/15/2026	20,035.19		20,035.19
10/15/2025	Coupon	47800CAC0	1,712,657.65	JDOT 2023 A3 5.01 11/15/2027		4,424.26	4,424.26
10/15/2025	Principal Paydown	47800CAC0	1,712,657.65	JDOT 2023 A3 5.01 11/15/2027	111,051.68		111,051.68
10/15/2025	Coupon	58770JAD6	1,085,000.00	MBALT 2024-A A3 5.32 01/18/2028		4,810.73	4,810.73
10/15/2025	Coupon	92970QAE5	2,330,000.00	WFCIT 2024-2 A 4.29 10/15/2029		8,329.75	8,329.75
10/16/2025	Coupon	36268GAD7	1,985,000.00	GMCAR 2024-1 A3 4.85 12/18/2028		8,022.71	8,022.71
10/16/2025	Principal Paydown	36268GAD7	1,985,000.00	GMCAR 2024-1 A3 4.85 12/18/2028	19,309.65		19,309.65
10/16/2025	Coupon	459058LN1	4,500,000.00	INTERNATIONAL BANK FOR RECONSTRUCTION AND DEVELOPM 3.875 10/16/2029		87,187.50	87,187.50
10/20/2025	Coupon	36269WAD1	1,495,000.00	GMALT 2024-2 A3 5.39 07/20/2027		6,715.04	6,715.04
10/20/2025	Coupon	437930AC4	1,415,000.00	HAROT 2024-2 A3 5.27 11/20/2028		6,214.21	6,214.21
10/20/2025	Coupon	4581X0DV7	6,390,000.00	INTER-AMERICAN DEVELOPMENT BANK 0.875 04/20/2026		27,956.25	27,956.25
10/27/2025	Coupon	05602RAD3	301,261.15	BMWOT 2022-A A3 3.21 08/25/2026		33.41	33.41
10/27/2025	Effective Maturity	05602RAD3	301,261.15	BMWOT 2022-A A3 3.21 08/25/2026	12,490.51		12,490.51
10/27/2025	Coupon	05611UAD5	1,800,000.00	BMWLT 2024-1 A3 4.98 03/25/2027		5,964.36	5,964.36
10/27/2025	Principal Paydown	05611UAD5	1,800,000.00	BMWLT 2024-1 A3 4.98 03/25/2027	149,215.62		149,215.62
10/27/2025	Coupon	096919AD7	1,855,000.00	BMWOT 2024-A A3 5.18 02/26/2029		8,007.42	8,007.42
10/27/2025	Coupon	3137BSP72	1,500,000.00	FHMS K-058 A2 2.653 08/25/2026		3,316.25	3,316.25
10/27/2025	Coupon	3137BSRE5	3,000,000.00	FHMS K-059 A2 3.12 09/25/2026		7,800.00	7,800.00
10/27/2025	Principal Paydown	3137BSRE5	3,000,000.00	FHMS K-059 A2 3.12 09/25/2026	6,159.04		6,159.04
10/27/2025	Coupon	3137F4D41	3,000,000.00	FHMS K-074 A2 3.6 01/25/2028		9,000.00	9,000.00
10/27/2025	Coupon	3137FBBX3	2,650,000.00	FHMS K-068 A2 3.244 08/25/2027		7,163.83	7,163.83

CASH FLOW REPORT



Payment Date	Transaction Type	CUSIP	Quantity	Security Description	Principal Amount	Income	Total Amount
10/27/2025	Coupon	3137FEBQ2	4,690,000.00	FHMS K-072 A2 3.444 12/25/2027		13,460.30	13,460.30
10/27/2025	Coupon	3137FETN0	6,000,000.00	FHMS K-073 A2 3.35 01/25/2028		16,750.00	16,750.00
10/27/2025	Coupon	3137FG6X8	5,320,000.00	FHMS K-077 A2 3.85 05/25/2028		17,068.33	17,068.33
10/27/2025	Coupon	3137FGR31	1,997,000.00	FHMS K-078 A2 3.854 06/25/2028		6,413.70	6,413.70
10/27/2025	Coupon	3137FJEH8	3,148,000.00	FHMS K-081 A2 3.9 08/25/2028		10,231.00	10,231.00
10/27/2025	Coupon	3137FJKE8	2,500,000.00	FHMS K-082 A2 3.92 09/25/2028		8,166.67	8,166.67
10/27/2025	Coupon	3137FLMV3	4,950,000.00	FHMS K-090 A2 3.422 02/25/2029		14,115.75	14,115.75
10/27/2025	Coupon	3137FLYV0	3,000,000.00	FHMS K-092 A2 3.298 04/25/2029		8,245.00	8,245.00
10/27/2025	Coupon	3137H4BY5	5,000,000.00	FHMS K-746 A2 2.031 09/25/2028		8,462.50	8,462.50
10/27/2025	Coupon	3137H5YC5	8,000,000.00	FHMS K-748 A2 2.26 01/25/2029		15,066.67	15,066.67
10/28/2025	Coupon	459058JL8	6,300,000.00	INTERNATIONAL BANK FOR RECONSTRUCTION AND DEVELOPM 0.5 10/28/2025		15,750.00	15,750.00
10/28/2025	Final Maturity	459058JL8	6,300,000.00	INTERNATIONAL BANK FOR RECONSTRUCTION AND DEVELOPM 0.5 10/28/2025	6,300,000.00		6,300,000.00
10/31/2025	Coupon	91282CAT8	6,000,000.00	UNITED STATES TREASURY 0.25 10/31/2025		7,500.00	7,500.00
10/31/2025	Final Maturity	91282CAT8	6,000,000.00	UNITED STATES TREASURY 0.25 10/31/2025	6,000,000.00		6,000,000.00
10/31/2025	Coupon	91282CDG3	3,120,000.00	UNITED STATES TREASURY 1.125 10/31/2026		17,550.00	17,550.00
10/31/2025	Coupon	91282CJF9	2,000,000.00	UNITED STATES TREASURY 4.875 10/31/2028		48,750.00	48,750.00
10/31/2025	Coupon	91282CKP5	7,000,000.00	UNITED STATES TREASURY 4.625 04/30/2029		161,875.00	161,875.00
October 2025 Total					12,768,135.71	769,053.50	13,537,189.21
NOVEMBER 2025							
11/03/2025	Coupon	74460DAD1	3,000,000.00	PUBLIC STORAGE OPERATING CO 3.385 05/01/2029		50,775.00	50,775.00
11/07/2025	Coupon	3135G06G3	6,300,000.00	FEDERAL NATIONAL MORTGAGE ASSOCIATION 0.5 11/07/2025		15,750.00	15,750.00
11/07/2025	Final Maturity	3135G06G3	6,300,000.00	FEDERAL NATIONAL MORTGAGE ASSOCIATION 0.5 11/07/2025	6,300,000.00		6,300,000.00
11/10/2025	Coupon	037833ET3	1,650,000.00	APPLE INC 4.0 05/10/2028		33,000.00	33,000.00
11/10/2025	Coupon	665859AW4	1,345,000.00	NORTHERN TRUST CORP 4.0 05/10/2027		26,900.00	26,900.00
11/12/2025	Coupon	023135BX3	4,865,000.00	AMAZON.COM INC 1.0 05/12/2026		24,325.00	24,325.00
11/17/2025	Coupon	02582JKH2	3,070,000.00	AMXCA 2024-1 A 5.23 04/16/2029		13,380.08	13,380.08
11/17/2025	Coupon	05522RDH8	2,000,000.00	BACCT 2023-2 A 4.98 11/16/2026		8,300.00	8,300.00

CASH FLOW REPORT



Payment Date	Transaction Type	CUSIP	Quantity	Security Description	Principal Amount	Income	Total Amount
11/17/2025	Coupon	05522RDJ4	2,095,000.00	BACCT 2024-1 A 4.93 05/15/2029		8,606.96	8,606.96
11/17/2025	Coupon	161571HT4	3,645,000.00	CHAIT 2023-1 A 5.16 09/15/2028		15,673.50	15,673.50
11/17/2025	Coupon	26442CAX2	3,280,000.00	DUKE ENERGY CAROLINAS LLC 3.95 11/15/2028		64,780.00	64,780.00
11/17/2025	Coupon	36268GAD7	1,985,000.00	GMCAR 2024-1 A3 4.85 12/18/2028		7,944.67	7,944.67
11/17/2025	Principal Paydown	36268GAD7	1,985,000.00	GMCAR 2024-1 A3 4.85 12/18/2028	87,204.98		87,204.98
11/17/2025	Coupon	437918AC9	3,435,000.00	HAROT 2024-1 A3 5.21 08/15/2028		14,262.92	14,262.92
11/17/2025	Principal Paydown	437918AC9	3,435,000.00	HAROT 2024-1 A3 5.21 08/15/2028	196,693.16		196,693.16
11/17/2025	Coupon	448973AD9	2,000,000.00	HART 2024-A A3 4.99 02/15/2029		8,316.67	8,316.67
11/17/2025	Coupon	44934FAD7	1,615,000.00	HALST 2024-B A3 5.41 05/17/2027		7,280.96	7,280.96
11/17/2025	Principal Paydown	44934FAD7	1,615,000.00	HALST 2024-B A3 5.41 05/17/2027	171,316.24		171,316.24
11/17/2025	Coupon	44935WAD9	2,090,000.00	HALST 25A A3 4.83 01/18/2028		8,412.25	8,412.25
11/17/2025	Coupon	47786WAD2	2,100,000.00	JDOT 2024-B A3 5.2 03/15/2029		9,100.00	9,100.00
11/17/2025	Coupon	47800CAC0	1,712,657.65	JDOT 2023 A3 5.01 11/15/2027		3,960.61	3,960.61
11/17/2025	Principal Paydown	47800CAC0	1,712,657.65	JDOT 2023 A3 5.01 11/15/2027	129,847.03		129,847.03
11/17/2025	Coupon	58770JAD6	1,085,000.00	MBALT 2024-A A3 5.32 01/18/2028		4,810.73	4,810.73
11/17/2025	Coupon	58933YBH7	1,975,000.00	MERCK & CO INC 4.05 05/17/2028		39,993.75	39,993.75
11/17/2025	Coupon	91324PEC2	805,000.00	UNITEDHEALTH GROUP INC 1.15 05/15/2026		4,628.75	4,628.75
11/17/2025	Coupon	91324PEG3	1,365,000.00	UNITEDHEALTH GROUP INC 3.7 05/15/2027		25,252.50	25,252.50
11/17/2025	Coupon	92970QAE5	2,330,000.00	WFCIT 2024-2 A 4.29 10/15/2029		8,329.75	8,329.75
11/18/2025	Coupon	22160KAM7	2,500,000.00	COSTCO WHOLESALE CORP 3.0 05/18/2027		37,500.00	37,500.00
11/18/2025	Coupon	437930AC4	1,415,000.00	HAROT 2024-2 A3 5.27 11/20/2028		6,214.21	6,214.21
11/20/2025	Coupon	36269WAD1	1,495,000.00	GMALT 2024-2 A3 5.39 07/20/2027		6,715.04	6,715.04
11/20/2025	Principal Paydown	36269WAD1	1,495,000.00	GMALT 2024-2 A3 5.39 07/20/2027	65,869.91		65,869.91
11/25/2025	Coupon	05611UAD5	1,800,000.00	BMWLT 2024-1 A3 4.98 03/25/2027		5,345.11	5,345.11
11/25/2025	Principal Paydown	05611UAD5	1,800,000.00	BMWLT 2024-1 A3 4.98 03/25/2027	155,280.48		155,280.48
11/25/2025	Coupon	096919AD7	1,855,000.00	BMWOT 2024-A A3 5.18 02/26/2029		8,007.42	8,007.42
11/25/2025	Coupon	3137BSP72	1,500,000.00	FHMS K-058 A2 2.653 08/25/2026		3,316.25	3,316.25
11/25/2025	Coupon	3137BSRE5	3,000,000.00	FHMS K-059 A2 3.12 09/25/2026		7,783.99	7,783.99
11/25/2025	Principal Paydown	3137BSRE5	3,000,000.00	FHMS K-059 A2 3.12 09/25/2026	5,873.80		5,873.80
11/25/2025	Coupon	3137F4D41	3,000,000.00	FHMS K-074 A2 3.6 01/25/2028		9,000.00	9,000.00
11/25/2025	Coupon	3137FBBX3	2,650,000.00	FHMS K-068 A2 3.244 08/25/2027		7,163.83	7,163.83

CASH FLOW REPORT



Payment Date	Transaction Type	CUSIP	Quantity	Security Description	Principal Amount	Income	Total Amount
11/25/2025	Coupon	3137FEBQ2	4,690,000.00	FHMS K-072 A2 3.444 12/25/2027		13,460.30	13,460.30
11/25/2025	Coupon	3137FETN0	6,000,000.00	FHMS K-073 A2 3.35 01/25/2028		16,750.00	16,750.00
11/25/2025	Coupon	3137FG6X8	5,320,000.00	FHMS K-077 A2 3.85 05/25/2028		17,068.33	17,068.33
11/25/2025	Coupon	3137FGR31	1,997,000.00	FHMS K-078 A2 3.854 06/25/2028		6,413.70	6,413.70
11/25/2025	Coupon	3137FJEH8	3,148,000.00	FHMS K-081 A2 3.9 08/25/2028		10,231.00	10,231.00
11/25/2025	Coupon	3137FJKE8	2,500,000.00	FHMS K-082 A2 3.92 09/25/2028		8,166.67	8,166.67
11/25/2025	Coupon	3137FLMV3	4,950,000.00	FHMS K-090 A2 3.422 02/25/2029		14,115.75	14,115.75
11/25/2025	Coupon	3137FLYV0	3,000,000.00	FHMS K-092 A2 3.298 04/25/2029		8,245.00	8,245.00
11/25/2025	Coupon	3137H4BY5	5,000,000.00	FHMS K-746 A2 2.031 09/25/2028		8,462.50	8,462.50
11/25/2025	Coupon	3137H5YC5	8,000,000.00	FHMS K-748 A2 2.26 01/25/2029		15,066.67	15,066.67
November 2025 Total					7,112,085.60	612,809.86	7,724,895.46
DECEMBER 2025							
12/01/2025	Coupon	57629W4T4	1,850,000.00	MASSMUTUAL GLOBAL FUNDING II 5.15 05/30/2029		47,637.50	47,637.50
12/01/2025	Coupon	91282CAZ4	3,800,000.00	UNITED STATES TREASURY 0.375 11/30/2025		7,125.00	7,125.00
12/01/2025	Final Maturity	91282CAZ4	3,800,000.00	UNITED STATES TREASURY 0.375 11/30/2025	3,800,000.00		3,800,000.00
12/01/2025	Coupon	91282CET4	2,400,000.00	UNITED STATES TREASURY 2.625 05/31/2027		31,500.00	31,500.00
12/01/2025	Coupon	91282CFZ9	4,600,000.00	UNITED STATES TREASURY 3.875 11/30/2027		89,125.00	89,125.00
12/01/2025	Coupon	91282CHE4	7,000,000.00	UNITED STATES TREASURY 3.625 05/31/2028		126,875.00	126,875.00
12/01/2025	Coupon	91282CJN2	3,400,000.00	UNITED STATES TREASURY 4.375 11/30/2028		74,375.00	74,375.00
12/01/2025	Coupon	91282CKT7	4,400,000.00	UNITED STATES TREASURY 4.5 05/31/2029		99,000.00	99,000.00
12/01/2025	Coupon	91282CMA6	4,500,000.00	UNITED STATES TREASURY 4.125 11/30/2029		92,812.50	92,812.50
12/05/2025	Coupon	64952WFK4	3,445,000.00	NEW YORK LIFE GLOBAL FUNDING 4.6 12/05/2029		79,235.00	79,235.00
12/08/2025	Coupon	64952WFG3	2,120,000.00	NEW YORK LIFE GLOBAL FUNDING 5.0 06/06/2029		53,000.00	53,000.00
12/08/2025	Coupon	89115A2C5	1,400,000.00	TORONTO-DOMINION BANK 4.108 06/08/2027		28,756.00	28,756.00
12/10/2025	Coupon	40139LBC6	3,000,000.00	GUARDIAN LIFE GLOBAL FUNDING 0.875 12/10/2025		13,125.00	13,125.00
12/10/2025	Final Maturity	40139LBC6	3,000,000.00	GUARDIAN LIFE GLOBAL FUNDING 0.875 12/10/2025	3,000,000.00		3,000,000.00
12/15/2025	Coupon	02582JKH2	3,070,000.00	AMXCA 2024-1 A 5.23 04/16/2029		13,380.08	13,380.08

CASH FLOW REPORT



Payment Date	Transaction Type	CUSIP	Quantity	Security Description	Principal Amount	Income	Total Amount
12/15/2025	Coupon	05522RDH8	2,000,000.00	BACCT 2023-2 A 4.98 11/16/2026		8,300.00	8,300.00
12/15/2025	Coupon	05522RDJ4	2,095,000.00	BACCT 2024-1 A 4.93 05/15/2029		8,606.96	8,606.96
12/15/2025	Coupon	161571HT4	3,645,000.00	CHAIT 2023-1 A 5.16 09/15/2028		15,673.50	15,673.50
12/15/2025	Coupon	437918AC9	3,435,000.00	HAROT 2024-1 A3 5.21 08/15/2028		13,408.95	13,408.95
12/15/2025	Principal Paydown	437918AC9	3,435,000.00	HAROT 2024-1 A3 5.21 08/15/2028	186,356.68		186,356.68
12/15/2025	Coupon	448973AD9	2,000,000.00	HART 2024-A A3 4.99 02/15/2029		8,316.67	8,316.67
12/15/2025	Coupon	44934FAD7	1,615,000.00	HALST 2024-B A3 5.41 05/17/2027		6,508.61	6,508.61
12/15/2025	Principal Paydown	44934FAD7	1,615,000.00	HALST 2024-B A3 5.41 05/17/2027	172,825.28		172,825.28
12/15/2025	Coupon	44935WAD9	2,090,000.00	HALST 25A A3 4.83 01/18/2028		8,412.25	8,412.25
12/15/2025	Coupon	47786WAD2	2,100,000.00	JDOT 2024-B A3 5.2 03/15/2029		9,100.00	9,100.00
12/15/2025	Coupon	47800CAC0	1,712,657.65	JDOT 2023 A3 5.01 11/15/2027		3,418.50	3,418.50
12/15/2025	Principal Paydown	47800CAC0	1,712,657.65	JDOT 2023 A3 5.01 11/15/2027	86,822.33		86,822.33
12/15/2025	Coupon	58770JAD6	1,085,000.00	MBALT 2024-A A3 5.32 01/18/2028		4,810.73	4,810.73
12/15/2025	Coupon	74340XCG4	4,000,000.00	PROLOGIS LP 4.875 06/15/2028		97,500.00	97,500.00
12/15/2025	Coupon	92970QAE5	2,330,000.00	WFCIT 2024-2 A 4.29 10/15/2029		8,329.75	8,329.75
12/16/2025	Coupon	36268GAD7	1,985,000.00	GMCAR 2024-1 A3 4.85 12/18/2028		7,592.21	7,592.21
12/16/2025	Principal Paydown	36268GAD7	1,985,000.00	GMCAR 2024-1 A3 4.85 12/18/2028	102,208.75		102,208.75
12/18/2025	Coupon	437930AC4	1,415,000.00	HAROT 2024-2 A3 5.27 11/20/2028		6,214.21	6,214.21
12/18/2025	Coupon	89236TJK2	3,325,000.00	TOYOTA MOTOR CREDIT CORP 1.125 06/18/2026		18,703.13	18,703.13
12/22/2025	Coupon	36269WAD1	1,495,000.00	GMALT 2024-2 A3 5.39 07/20/2027		6,419.18	6,419.18
12/22/2025	Principal Paydown	36269WAD1	1,495,000.00	GMALT 2024-2 A3 5.39 07/20/2027	156,284.90		156,284.90
12/25/2025	Coupon	05611UAD5	1,800,000.00	BMWLT 2024-1 A3 4.98 03/25/2027		4,700.70	4,700.70
12/25/2025	Principal Paydown	05611UAD5	1,800,000.00	BMWLT 2024-1 A3 4.98 03/25/2027	133,029.58		133,029.58
12/25/2025	Coupon	096919AD7	1,855,000.00	BMWOT 2024-A A3 5.18 02/26/2029		8,007.42	8,007.42
12/25/2025	Coupon	3137BSP72	1,500,000.00	FHMS K-058 A2 2.653 08/25/2026		3,316.25	3,316.25
12/25/2025	Coupon	3137BSRE5	3,000,000.00	FHMS K-059 A2 3.12 09/25/2026		7,768.71	7,768.71
12/25/2025	Principal Paydown	3137BSRE5	3,000,000.00	FHMS K-059 A2 3.12 09/25/2026	6,194.86		6,194.86
12/25/2025	Coupon	3137F4D41	3,000,000.00	FHMS K-074 A2 3.6 01/25/2028		9,000.00	9,000.00
12/25/2025	Principal Paydown	3137F4D41	3,000,000.00	FHMS K-074 A2 3.6 01/25/2028	3,015.72		3,015.72
12/25/2025	Coupon	3137FBBX3	2,650,000.00	FHMS K-068 A2 3.244 08/25/2027		7,163.83	7,163.83
12/25/2025	Coupon	3137FEBQ2	4,690,000.00	FHMS K-072 A2 3.444 12/25/2027		13,460.30	13,460.30

CASH FLOW REPORT



Payment Date	Transaction Type	CUSIP	Quantity	Security Description	Principal Amount	Income	Total Amount
12/25/2025	Coupon	3137FETN0	6,000,000.00	FHMS K-073 A2 3.35 01/25/2028		16,750.00	16,750.00
12/25/2025	Coupon	3137FG6X8	5,320,000.00	FHMS K-077 A2 3.85 05/25/2028		17,068.33	17,068.33
12/25/2025	Coupon	3137FGR31	1,997,000.00	FHMS K-078 A2 3.854 06/25/2028		6,413.70	6,413.70
12/25/2025	Coupon	3137FJEH8	3,148,000.00	FHMS K-081 A2 3.9 08/25/2028		10,231.00	10,231.00
12/25/2025	Coupon	3137FJKE8	2,500,000.00	FHMS K-082 A2 3.92 09/25/2028		8,166.67	8,166.67
12/25/2025	Coupon	3137FLMV3	4,950,000.00	FHMS K-090 A2 3.422 02/25/2029		14,115.75	14,115.75
12/25/2025	Coupon	3137FLYV0	3,000,000.00	FHMS K-092 A2 3.298 04/25/2029		8,245.00	8,245.00
12/25/2025	Coupon	3137H4BY5	5,000,000.00	FHMS K-746 A2 2.031 09/25/2028		8,462.50	8,462.50
12/25/2025	Coupon	3137H5YC5	8,000,000.00	FHMS K-748 A2 2.26 01/25/2029		15,066.67	15,066.67
12/26/2025	Coupon	437076DC3	3,000,000.00	HOME DEPOT INC 4.75 06/25/2029		71,250.00	71,250.00
12/30/2025	Coupon	3130AWN63	3,000,000.00	FEDERAL HOME LOAN BANKS 4.0 06/30/2028		60,000.00	60,000.00
12/31/2025	Coupon	91282CEW7	6,650,000.00	UNITED STATES TREASURY 3.25 06/30/2027		108,062.50	108,062.50
12/31/2025	Coupon	91282CGC9	7,000,000.00	UNITED STATES TREASURY 3.875 12/31/2027		135,625.00	135,625.00
12/31/2025	Coupon	91282CJR3	11,000,000.00	UNITED STATES TREASURY 3.75 12/31/2028		206,250.00	206,250.00
12/31/2025	Coupon	91282CKX8	4,000,000.00	UNITED STATES TREASURY 4.25 06/30/2029		85,000.00	85,000.00
December 2025							
Total					7,646,738.08	1,811,385.04	9,458,123.13
Grand Total			1,747,885,230.43		72,559,345.44	13,010,046.95	85,569,392.38

IMPORTANT DISCLOSURES



City of Corona Cons Account | Account #10003 | As of January 31, 2025

Chandler Asset Management, Inc. (“Chandler”) is an SEC registered investment adviser. For additional information about our firm, please see our current disclosures (Form ADV). To obtain a copy of our current disclosures, you may contact your client service representative by calling the number on the front of this statement or you may visit our website at www.chandlerasset.com.

Information contained in this monthly statement is and is provided for informational purposes only and should not be construed as specific investment or legal advice. The information contained herein was obtained from sources believed to be reliable as of the date of this statement, but may become outdated or superseded at any time without notice.

Custody: Your qualified custodian bank maintains control of all assets reflected in this statement and we urge you to compare this statement to the one you receive from your qualified custodian. Chandler does not have any authority to withdraw or deposit funds from/to the custodian account.

Valuation: Prices are provided by IDC, an independent pricing source. In the event IDC does not provide a price or if the price provided is not reflective of fair market value, Chandler will obtain pricing from an alternative approved third party pricing source in accordance with our written valuation policy and procedures. Our valuation procedures are also disclosed in Item 5 of our Form ADV Part 2A.

Performance: Performance results are presented gross-of-advisory fees and represent the client’s Total Return. The deduction of advisory fees lowers performance results. These results include the reinvestment of dividends and other earnings. Past performance may not be indicative of future results. Therefore, clients should not assume that future performance of any specific investment or investment strategy will be profitable or equal to past performance levels. All investment strategies have the potential for profit or loss. Economic factors, market conditions or changes in investment strategies, contributions or withdrawals may materially alter the performance and results of your portfolio.

Source ICE Data Indices, LLC (“ICE”), used with permission. ICE PERMITS USE OF THE ICE INDICES AND RELATED DATA ON AN “AS IS” BASIS; ICE, ITS AFFILIATES AND THEIR RESPECTIVE THIRD PARTY SUPPLIERS DISCLAIM ANY AND ALL WARRANTIES AND REPRESENTATIONS, EXPRESS AND/OR IMPLIED, INCLUDING ANY WARRANTIES OF MERCHANTABILITY OR FITNESS FOR A PARTICULAR PURPOSE OR USE, INCLUDING THE INDICES, INDEX DATA AND ANY DATA INCLUDED IN, RELATED TO, OR DERIVED THEREFROM. NEITHER ICE DATA, ITS AFFILIATES OR THEIR RESPECTIVE THIRD PARTY PROVIDERS GUARANTEE THE QUALITY, ADEQUACY, ACCURACY, TIMELINESS OR COMPLETENESS OF THE INDICES OR THE INDEX DATA OR ANY COMPONENT THEREOF, AND THE INDICES AND INDEX DATA AND ALL COMPONENTS THEREOF ARE PROVIDED ON AN “AS IS” BASIS AND LICENSEE’S USE IS AT LICENSEE’S OWN RISK. ICE DATA, ITS AFFILIATES AND THEIR RESPECTIVE THIRD PARTY DO NOT SPONSOR, ENDORSE, OR RECOMMEND CHANDLER, OR ANY OF ITS PRODUCTS OR SERVICES.

Index returns assume reinvestment of all distributions. Historical performance results for investment indexes generally do not reflect the deduction of transaction and/or custodial charges or the deduction of an investment management fee, the incurrence of which would have the effect of decreasing historical performance results. It is not possible to invest directly in an index.

Ratings: Ratings information have been provided by Moody’s, S&P and Fitch through data feeds we believe to be reliable as of the date of this statement, however we cannot guarantee its accuracy.

Security level ratings for U.S. Agency issued mortgage-backed securities (“MBS”) reflect the issuer rating because the securities themselves are not rated. The issuing U.S. Agency guarantees the full and timely payment of both principal and interest and carries a high rating by S&P, Moody’s and Fitch respectively.



Corona Supplemental

As of 01/31/2025

City of Corona ConsAgg (362432)

Dated: 02/24/2025

Security Type	Original Units	Market Value	Book Value	% of Market Value	Years to Final Maturity	Days to Final Maturity	Yield to Maturity
ABS	49,175,000.00	40,994,433.62	40,708,719.71	8.71%	3.17	1157	4.56
Agency	38,850,000.00	38,120,154.55	38,739,428.55	8.10%	1.01	369	4.28
Agency CMBS	54,755,000.00	52,411,140.72	51,956,460.46	11.14%	3.32	1212	4.55
Cash	121,956.75	121,956.75	121,956.75	0.03%	0.00	0	0.00
Corporate	121,303,000.00	119,583,760.12	120,129,147.11	25.41%	3.26	1191	4.69
LAIF	43,853,884.12	43,853,884.12	43,853,884.12	9.32%	0.00	0	---
Money Market Fund	1,458,351.44	1,458,351.44	1,458,351.44	0.31%	0.00	0	4.04
Municipal Bonds	4,395,000.00	4,385,120.04	4,418,161.65	0.93%	4.50	1643	4.56
Supranational	17,190,000.00	16,655,536.66	17,059,834.65	3.54%	1.96	717	4.37
US Treasury	155,320,000.00	153,045,748.39	154,556,387.56	32.52%	3.21	1170	4.29
---	486,422,192.31	470,630,086.40	473,002,332.00	100.00%	2.71	989	4.46

* Grouped by: Security Type. * Groups Sorted by: Security Type. * Weighted by: Market Value. * Holdings Displayed by: Position by Account.



MONTHLY ACCOUNT STATEMENT

City of Corona Pension Stabilization Trust | Account #10952 | As of January 31, 2025

CHANDLER ASSET MANAGEMENT | chandlerasset.com

Chandler Team:

For questions about your account, please call (800) 317-4747,
or contact clientservice@chandlerasset.com

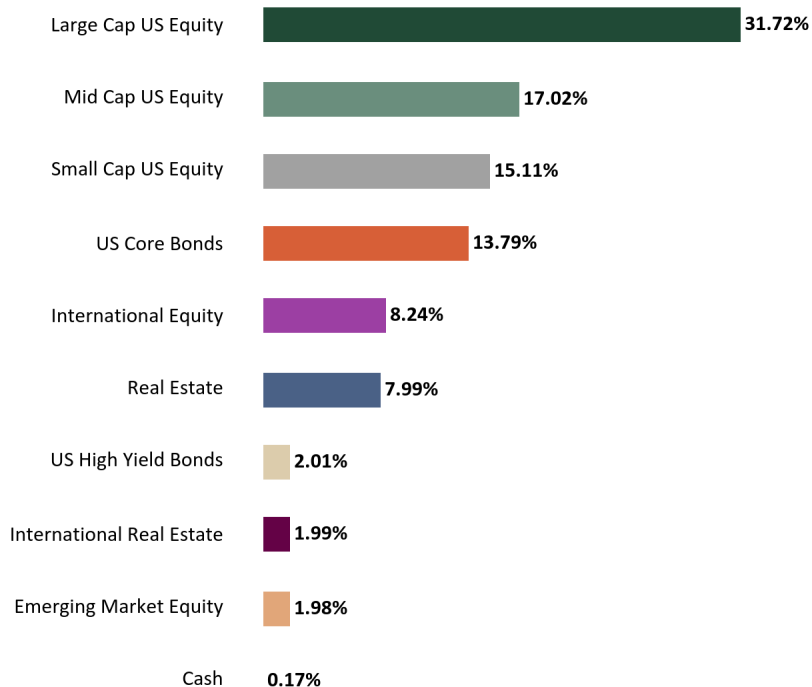
Custodian:

Charles Schwab Inc.

PORTFOLIO SUMMARY



Asset Allocation



Account Summary

	Beg. Values as of 01/01/2025	End Values as of 01/31/2025
Market Value	49,552,706.08	50,902,978.08
Accrued Interest	0.00	0.00
Total Market Value	49,552,706.08	50,902,978.08
Income Earned	335,045.75	0.00
Cont/WD	0.00	0.00
Par	560,242.08	560,249.08
Book Value	40,613,318.28	40,613,325.28
Cost Value	40,613,318.28	40,613,325.28
TOP ISSUERS		
iShares Trust - iShares Core S&P 500		31.72%
iShares Trust - iShares Core S&P Mid		17.02%
Vanguard Index Funds - Vanguard Smal		15.11%
Vanguard Bond Index Funds - Vanguard		13.79%
Vanguard Tax-Managed Funds - Vanguar		8.24%
Vanguard Specialized Funds - Vanguar		7.99%
Total		93.85%

Performance Review

Total Rate of Return**	1M	3M	YTD	1YR	2YRS	3YRS	5YRS	10YRS	Since Inception (08/01/22)
Corona Pension Trust	2.72%	3.57%	2.72%	17.38%	12.59%	--	--	--	12.79%
Benchmark Return	2.05%	2.50%	2.05%	11.32%	10.56%	--	--	--	8.44%

**Periods over 1 year are annualized.

Benchmark: 35% S&P 500 TR, 50% ICE Corp Gov & Mtg Index, 15% MSCI EAFE NR Secondary Benchmark:

STATEMENT OF COMPLIANCE



Rules Name	Limit	Actual	Compliance Status	Notes
CASH EQUIVALENTS				
Max % (MV; Cash & Fixed Income)	30.0	16.0	Compliant	
Min % (MV; Cash & Fixed Income)	10.0	16.0	Compliant	
COMMODITIES				
Max % (MV)	5.0	0.0	Compliant	
Min % (MV)	0.0	0.0	Compliant	
EQUITIES				
Max % (MV)	80.0	74.1	Compliant	
Min % (MV)	50.0	74.1	Compliant	
FIXED INCOME				
Max % (MV; Cash & Fixed Income)	30.0	16.0	Compliant	
Min % (MV; Cash & Fixed Income)	10.0	16.0	Compliant	
Min Rating (BBB- by 1)	0.0	0.0	Compliant	
REITS				
Max % (MV)	15.0	10.0	Compliant	
Min % (MV)	0.0	10.0	Compliant	

HOLDINGS REPORT



Cusip	Security Description	Par Value/ Units	Purchase Date Purchase Yield	Cost Value Book Value	Mkt Price Mkt YTM	Market Value Accrued Int.	% of Port. Gain/Loss	Moody's/ S&P/ Fitch	Maturity Duration
CASH									
CCYUSD	Cash	84,349.08	-- 0.00%	84,349.08 84,349.08	1.00 0.00%	84,349.08 0.00	0.17% 0.00	Aaa/AAA AAA	0.00 0.00
Total Cash		84,349.08	0.00%	84,349.08	1.00 0.00%	84,349.08 0.00	0.17% 0.00	Aaa/AAA AAA	0.00 0.00
EMERGING MARKET EQUITY									
922042858	VANGUARD EM ST I ETF	22,700.00	-- 0.00%	895,329.44 895,329.44	44.40 0.00%	1,007,880.00 0.00	1.98% 112,550.56	NA/NA NA	0.00
Total Emerging Market Equity		22,700.00	0.00%	895,329.44 895,329.44	44.40 0.00%	1,007,880.00 0.00	1.98% 112,550.56	NA/NA NA	0.00
INTERNATIONAL EQUITY									
921943858	VANGUARD DEV MKT ETF	84,000.00	-- 0.00%	3,508,232.91 3,508,232.91	49.94 0.00%	4,194,960.00 0.00	8.24% 686,727.09	NA/NA NA	0.00
Total International Equity		84,000.00	0.00%	3,508,232.91 3,508,232.91	49.94 0.00%	4,194,960.00 0.00	8.24% 686,727.09	NA/NA NA	0.00
INTERNATIONAL REAL ESTATE									
922042676	VANGUARD GXUS RE ETF	25,200.00	-- 0.00%	1,039,136.74 1,039,136.74	40.12 0.00%	1,011,024.00 0.00	1.99% (28,112.74)	NA/NA NA	0.00
Total International Real Estate		25,200.00	0.00%	1,039,136.74 1,039,136.74	40.12 0.00%	1,011,024.00 0.00	1.99% (28,112.74)	NA/NA NA	0.00
LARGE CAP US EQUITY									
464287200	ISHARES:CORE S&P 500	26,700.00	-- 0.00%	10,779,318.25 10,779,318.25	604.66 0.00%	16,144,422.00 0.00	31.72% 5,365,103.75	NA/NA NA	0.00
Total Large Cap US Equity		26,700.00	0.00%	10,779,318.25 10,779,318.25	604.66 0.00%	16,144,422.00 0.00	31.72% 5,365,103.75	NA/NA NA	0.00
MID CAP US EQUITY									

HOLDINGS REPORT



Cusip	Security Description	Par Value/ Units	Purchase Date Purchase Yield	Cost Value Book Value	Mkt Price Mkt YTM	Market Value Accrued Int.	% of Port. Gain/Loss	Moody's/ S&P/ Fitch	Maturity Duration
464287507	ISHARES:CORE S&P MD-CP	134,000.00	-- 0.00%	6,535,430.34 6,535,430.34	64.65 0.00%	8,663,100.00 0.00	17.02% 2,127,669.66	NA/NA NA	0.00
Total Mid Cap US Equity		134,000.00	0.00%	6,535,430.34 6,535,430.34	64.65 0.00%	8,663,100.00 0.00	17.02% 2,127,669.66	NA/NA NA	0.00
REAL ESTATE									
922908553	VANGUARD RE IDX ETF	44,900.00	-- 0.00%	3,903,291.08 3,903,291.08	90.55 0.00%	4,065,695.00 0.00	7.99% 162,403.92	NA/NA NA	0.00
Total Real Estate		44,900.00	0.00%	3,903,291.08 3,903,291.08	90.55 0.00%	4,065,695.00 0.00	7.99% 162,403.92	NA/NA NA	0.00
SMALL CAP US EQUITY									
922908751	VANGUARD S-C ID ETF	30,800.00	-- 0.00%	5,828,729.50 5,828,729.50	249.64 0.00%	7,688,912.00 0.00	15.11% 1,860,182.50	NA/NA NA	0.00
Total Small Cap US Equity		30,800.00	0.00%	5,828,729.50 5,828,729.50	249.64 0.00%	7,688,912.00 0.00	15.11% 1,860,182.50	NA/NA NA	0.00
US CORE BONDS									
921937835	VANGUARD TOT BD ETF	97,000.00	-- 0.00%	7,059,207.26 7,059,207.26	72.34 0.00%	7,016,980.00 0.00	13.79% (42,227.26)	NA/NA NA	0.00
Total US Core Bonds		97,000.00	0.00%	7,059,207.26 7,059,207.26	72.34 0.00%	7,016,980.00 0.00	13.79% (42,227.26)	NA/NA NA	0.00
US HIGH YIELD BONDS									
78468R622	SPDR BBG HIGH YIELD BD	10,600.00	-- 0.00%	980,300.68 980,300.68	96.76 0.00%	1,025,656.00 0.00	2.01% 45,355.32	NA/NA NA	0.00
Total US High Yield Bonds		10,600.00	0.00%	980,300.68 980,300.68	96.76 0.00%	1,025,656.00 0.00	2.01% 45,355.32	NA/NA NA	0.00
Total Portfolio		560,249.08	0.00%	40,613,325.28 40,613,325.28	265.43 0.00%	50,902,978.08 0.00	100.00% 10,289,652.80	Aaa/AAA AAA	0.00 0.00
Total Market Value + Accrued						50,902,978.08			

TRANSACTION LEDGER



Transaction Type	Settlement Date	CUSIP	Quantity	Security Description	Price	Acq/Disp Yield	Amount	Interest Pur/Sold	Total Amount	Gain/Loss
OTHER										
Other Income	01/15/2025	CCYUSD	6.11	Cash		0.00%	6.11	0.00	6.11	0.00
Other Income	01/15/2025	CCYUSD	0.89	Cash		0.00%	0.89	0.00	0.89	0.00
Total Other Income			7.00				7.00	0.00	7.00	0.00
TOTAL OTHER TRANSACTIONS			7.00				7.00	0.00	7.00	0.00

INCOME EARNED



Cusip	Security Description	Trade Date Settle Date Units	Book Value: Begin Book Value: Acq Book Value: Disp Book Value: End	Prior Accrued Inc. Received Ending Accrued Total Interest	Accr. Of Discount Amort. Of Premium Net Accret/Amort Income Earned	Total Income
CASH & EQUIVALENTS						
			84,342.08	0.00	0.00	
CCYUSD	Cash		0.00	0.00	0.00	0.00
		84,349.08	0.00	0.00	0.00	
			84,349.08	0.00	0.00	
			84,342.08	0.00	0.00	
			0.00	0.00	0.00	
			0.00	0.00	0.00	
Total Cash & Equivalents		84,349.08	84,349.08	0.00	0.00	0.00
EQUITY						
			10,779,318.25	0.00	0.00	
464287200	ISHARES:CORE S&P 500		0.00	0.00	0.00	0.00
		26,700.00	0.00	0.00	0.00	
			10,779,318.25	0.00	0.00	
			6,535,430.34	0.00	0.00	
464287507	ISHARES:CORE S&P MD-CP		0.00	0.00	0.00	0.00
		134,000.00	0.00	0.00	0.00	
			6,535,430.34	0.00	0.00	
			980,300.68	0.00	0.00	
78468R622	SPDR BBG HIGH YIELD BD		0.00	0.00	0.00	0.00
		10,600.00	0.00	0.00	0.00	
			980,300.68	0.00	0.00	
			7,059,207.26	0.00	0.00	
921937835	VANGUARD TOT BD ETF		0.00	0.00	0.00	0.00
		97,000.00	0.00	0.00	0.00	
			7,059,207.26	0.00	0.00	
			3,508,232.91	0.00	0.00	
921943858	VANGUARD DEV MKT ETF		0.00	0.00	0.00	0.00
		84,000.00	0.00	0.00	0.00	
			3,508,232.91	0.00	0.00	
			1,039,136.74	0.00	0.00	
922042676	VANGUARD GXUS RE ETF		0.00	0.00	0.00	0.00
		25,200.00	0.00	0.00	0.00	
			1,039,136.74	0.00	0.00	

INCOME EARNED



Cusip	Security Description	Trade Date Settle Date Units	Book Value: Begin Book Value: Acq Book Value: Disp Book Value: End	Prior Accrued Inc. Received Ending Accrued Total Interest	Accr. Of Discount Amort. Of Premium Net Accret/Amort Income Earned	Total Income
922042858	VANGUARD EM ST I ETF	22,700.00	895,329.44 0.00 0.00 895,329.44	0.00 0.00 0.00 0.00	0.00 0.00 0.00 0.00	0.00
922908553	VANGUARD RE IDX ETF	44,900.00	3,903,291.08 0.00 0.00 3,903,291.08	0.00 0.00 0.00 0.00	0.00 0.00 0.00 0.00	0.00
922908751	VANGUARD S-C ID ETF	30,800.00	5,828,729.50 0.00 0.00 5,828,729.50	0.00 0.00 0.00 0.00	0.00 0.00 0.00 0.00	0.00
Total Equity		475,900.00	40,528,976.20 0.00 0.00 40,528,976.20	0.00 0.00 0.00 0.00	0.00 0.00 0.00 0.00	0.00
			40,613,318.28 0.00 0.00 40,613,325.28	0.00 0.00 0.00 0.00	0.00 0.00 0.00 0.00	
TOTAL PORTFOLIO		560,249.08		0.00	0.00	0.00

CASH FLOW REPORT



Payment Date	Transaction Type	CUSIP	Quantity	Security Description	Principal Amount	Income	Total Amount
FEBRUARY 2025							
02/05/2025	Equity Dividend	921937835	97,000.00	VANGUARD TOT BD ETF	22,775.50		22,775.50
02/06/2025	Equity Dividend	78468R622	10,600.00	SPDR BBG HIGH YIELD BD	5,678.28		5,678.28
February 2025 Total					28,453.78		28,453.78
Grand Total			107,600.00		28,453.78		28,453.78

IMPORTANT DISCLOSURES



City of Corona Pension Stabilization Trust | Account #10952 | As of January 31, 2025

Chandler Asset Management, Inc. (“Chandler”) is an SEC registered investment adviser. For additional information about our firm, please see our current disclosures (Form ADV). To obtain a copy of our current disclosures, you may contact your client service representative by calling the number on the front of this statement or you may visit our website at www.chandlerasset.com.

Information contained in this monthly statement is and is provided for informational purposes only and should not be construed as specific investment or legal advice. The information contained herein was obtained from sources believed to be reliable as of the date of this statement, but may become outdated or superseded at any time without notice.

Custody: Your qualified custodian bank maintains control of all assets reflected in this statement and we urge you to compare this statement to the one you receive from your qualified custodian. Chandler does not have any authority to withdraw or deposit funds from/to the custodian account.

Valuation: Prices are provided by IDC, an independent pricing source. In the event IDC does not provide a price or if the price provided is not reflective of fair market value, Chandler will obtain pricing from an alternative approved third party pricing source in accordance with our written valuation policy and procedures. Our valuation procedures are also disclosed in Item 5 of our Form ADV Part 2A.

Performance: Performance results are presented gross-of-advisory fees and represent the client’s Total Return. The deduction of advisory fees lowers performance results. These results include the reinvestment of dividends and other earnings. Past performance may not be indicative of future results. Therefore, clients should not assume that future performance of any specific investment or investment strategy will be profitable or equal to past performance levels. All investment strategies have the potential for profit or loss. Economic factors, market conditions or changes in investment strategies, contributions or withdrawals may materially alter the performance and results of your portfolio.

Source ICE Data Indices, LLC (“ICE”), used with permission. ICE PERMITS USE OF THE ICE INDICES AND RELATED DATA ON AN “AS IS” BASIS; ICE, ITS AFFILIATES AND THEIR RESPECTIVE THIRD PARTY SUPPLIERS DISCLAIM ANY AND ALL WARRANTIES AND REPRESENTATIONS, EXPRESS AND/OR IMPLIED, INCLUDING ANY WARRANTIES OF MERCHANTABILITY OR FITNESS FOR A PARTICULAR PURPOSE OR USE, INCLUDING THE INDICES, INDEX DATA AND ANY DATA INCLUDED IN, RELATED TO, OR DERIVED THEREFROM. NEITHER ICE DATA, ITS AFFILIATES OR THEIR RESPECTIVE THIRD PARTY PROVIDERS GUARANTEE THE QUALITY, ADEQUACY, ACCURACY, TIMELINESS OR COMPLETENESS OF THE INDICES OR THE INDEX DATA OR ANY COMPONENT THEREOF, AND THE INDICES AND INDEX DATA AND ALL COMPONENTS THEREOF ARE PROVIDED ON AN “AS IS” BASIS AND LICENSEE’S USE IS AT LICENSEE’S OWN RISK. ICE DATA, ITS AFFILIATES AND THEIR RESPECTIVE THIRD PARTY DO NOT SPONSOR, ENDORSE, OR RECOMMEND CHANDLER, OR ANY OF ITS PRODUCTS OR SERVICES.

Index returns assume reinvestment of all distributions. Historical performance results for investment indexes generally do not reflect the deduction of transaction and/or custodial charges or the deduction of an investment management fee, the incurrence of which would have the effect of decreasing historical performance results. It is not possible to invest directly in an index.

Ratings: Ratings information have been provided by Moody’s, S&P and Fitch through data feeds we believe to be reliable as of the date of this statement, however we cannot guarantee its accuracy.

Security level ratings for U.S. Agency issued mortgage-backed securities (“MBS”) reflect the issuer rating because the securities themselves are not rated. The issuing U.S. Agency guarantees the full and timely payment of both principal and interest and carries a high rating by S&P, Moody’s and Fitch respectively.

BENCHMARK INDEX & DISCLOSURES



Benchmark	Disclosure
	<p>The S&P 500 is a market value weighted index of 500 large-capitalization stocks. The 500 companies included in the index capture approximately 80% of available US market capitalization.</p> <p>The MSCI EAFE International Equity Index is a market capitalization weighted index that captures international equity performance of large- and mid-cap stocks in the developed stock markets of Europe, Australasia, and the Far East.</p>
<p>35% S&P 500 TR, 50% ICE Corp Gov & Mtg Index, 15% MSCI EAFE TR</p>	<p>The ICE BofA US Corporate, Government & Mortgage Index tracks the performance of US dollar denominated investment grade debt publicly issued in the US domestic market, including US Treasuries, quasi-governments, corporates, covered bonds and residential mortgage pass-throughs. Non-residential mortgage collateralized debt such as commercial mortgage backed securities and asset backed securities are excluded from this index, as are all collateralized mortgage obligations. Most qualifying securities must have an investment grade rating (based on an average of Moody's, S&P and Fitch). They must also have at least one year remaining term to final maturity, at least 18 months to final maturity at point of issuance and a fixed coupon schedule. Amounts outstanding for qualifying US Treasuries must be at least \$1 billion; US agencies, foreign governments, supranationals, corporates and covered bonds must have at least \$250 million outstanding. Qualifying residential mortgage pass-through securities include fixed rate securities publicly issued by US agencies. 30-year, 20-year and 15-year fixed rate mortgage pools must have at least one year remaining term to final maturity and a minimum amount outstanding of at least \$5 billion per generic coupon and \$250 million per production year within each generic coupon.</p>