



## City of Corona Investment Portfolio Report Month Ending November 30, 2024

In accordance with the City Investment Policy, a monthly investment report shall be filed with the City Council which provides a clear picture of the status of the current investments. The report for the month ending November 30, 2024 has been prepared by Chandler Asset Management. We hereby certify that this report accurately reflects all pooled investments and is in compliance with the City’s Investment Policy. Combined with anticipated revenues, the portfolio contains sufficient investment liquidity to meet budgeted expenditures for the next six months.

**SUBMITTED BY:**

Signed by:

*Chad Willardson*

AC0E9B8DE62B4EC

**Chad T. Willardson  
City Treasurer**

Signed by:

*Brett Channing*

CE5488BE27D543E

**Brett Channing  
Assistant City Manager**

DocuSigned by:

*Kim Sitton*

0496702550D64D5

**Kim Sitton  
Finance Director**

**REVIEWED BY:**

Initial

EN

DocuSigned by:

*Christine Thompson*

047746702F03430

**Christine Thompson  
Accounting Manager**

**Investment Summary**

	City's Investment	Pension Trust	Total Investment
Beginning balance October 31, 2024	\$ 468,876,561	\$ 39,972,067	\$ 508,848,628
<b>Acquisitions / Additions:</b>			
Agency Notes	-		-
US Corporate Notes	-		-
LAIF	16,400,000		16,400,000
Money Market Fund	1,235,299	25,767	1,261,066
	\$ 17,635,299	25,767	\$ 17,661,066
<b>Dispositions / Withdrawals:</b>			
Agency Notes	-		-
US Corporate Notes	472,534		472,534
LAIF	13,200,000		13,200,000
Money Market Fund	4,418,162		4,418,162
	\$ 18,090,695		\$ 18,090,695
Gain/(Loss) on Dispositions	\$ 4,936,513		\$ 4,936,513
Ending balance November 30, 2024	\$ 473,357,677	\$ 39,997,834	\$ 513,355,511



# MONTHLY ACCOUNT STATEMENT

---

City of Corona Cons Account | Account #10003 | As of November 30, 2024

**CHANDLER ASSET MANAGEMENT** | [chandlerasset.com](http://chandlerasset.com)

**Chandler Team:**

For questions about your account, please call (800) 317-4747,  
or contact [clientservice@chandlerasset.com](mailto:clientservice@chandlerasset.com)

**Custodian:**

# PORTFOLIO SUMMARY



## Portfolio Characteristics

Average Modified Duration	2.31
Average Coupon	3.31%
Average Purchase YTM	3.54%
Average Market YTM	4.38%
Average Quality	AA
Average Final Maturity	2.70
Average Life	2.39

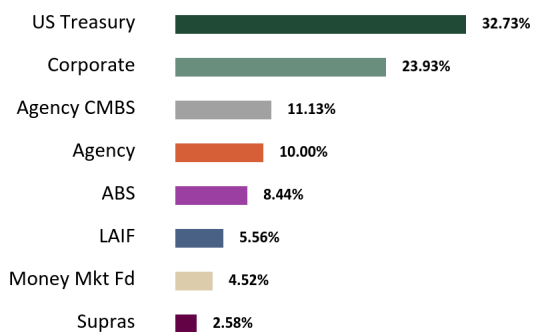
## Account Summary

	Beg. Values as of 11/01/2024	End Values as of 11/30/2024
Market Value	466,145,311.75	471,591,196.66
Accrued Interest	2,662,783.19	2,667,155.89
<b>Total Market Value</b>	<b>468,808,094.94</b>	<b>474,258,352.56</b>
Income Earned	1,464,798.48	767,137.76
Cont/WD	(12,700,000.00)	3,200,000.00
Par	473,782,299.04	478,263,361.85
Book Value	468,876,560.67	473,357,676.99
Cost Value	468,876,560.67	473,357,676.99

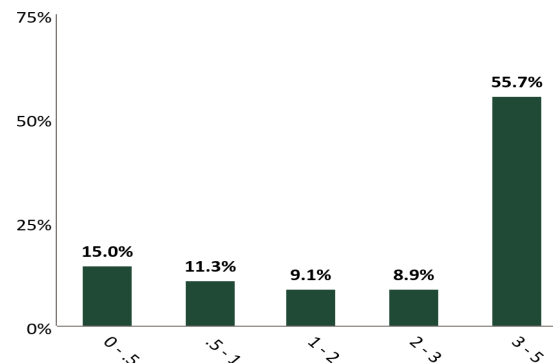
## Top Issuers

United States	32.73%
FHLMC	13.90%
FNMA	5.86%
LAIF	5.56%
Federated Hermes, Inc.	4.52%
Massachusetts Mutual Life Insurance	1.32%
Inter-American Development Bank	1.29%
International Bank for Recon and Dev	1.29%

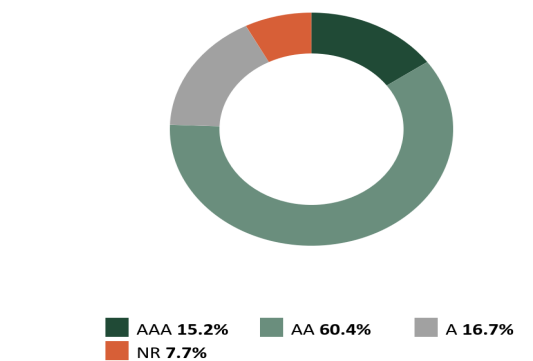
## Sector Allocation



## Maturity Distribution



## Credit Quality



\*See Footnote

# STATEMENT OF COMPLIANCE



Rules Name	Limit	Actual	Compliance Status	Notes
<b>AGENCY MORTGAGE SECURITIES (CMOS)</b>				
Max % (MV)	100.0	11.1	Compliant	
Max Maturity (Years)	5.0	4.4	Compliant	
<b>ASSET-BACKED SECURITIES (ABS)</b>				
Max % (MV)	20.0	8.4	Compliant	
Max % Issuer (MV)	5.0	1.2	Compliant	
Max Maturity (Years)	5	4	Compliant	
Min Rating (AA- by 1)	0.0	0.0	Compliant	
<b>BANKERS' ACCEPTANCES</b>				
Max % (MV)	20.0	0.0	Compliant	
Max % Issuer (MV)	25.0	0.0	Compliant	
Max Maturity (Days)	180	0.0	Compliant	
Min Rating (A-1 by 1 or A- by 1)	0.0	0.0	Compliant	
<b>COLLATERALIZED TIME DEPOSITS (NON-NEGOTIABLE CD/TD)</b>				
Max % Issuer (MV)	5.0	0.0	Compliant	
<b>COMMERCIAL PAPER</b>				
Max % (MV)	40.0	0.0	Compliant	
Max % Issuer (MV)	5.0	0.0	Compliant	
Max Maturity (Days)	270	0.0	Compliant	
Min Rating (A-1 by 1 or A- by 1)	0.0	0.0	Compliant	
<b>CORPORATE MEDIUM TERM NOTES</b>				
Max % (MV)	30.0	23.9	Compliant	
Max % Issuer (MV)	5.0	1.3	Compliant	
Max Maturity (Years)	5	4	Compliant	
Min Rating (A- by 1)	0.0	0.0	Compliant	
<b>FEDERAL AGENCIES</b>				
Max % (MV)	100.0	10.0	Compliant	
Max Callables (MV)	20.0	0.0	Compliant	
Max Maturity (Years)	5	3	Compliant	
<b>LOCAL AGENCY INVESTMENT FUND (LAIF)</b>				
Max Concentration (MV)	75.0	26.2	Compliant	
<b>MONEY MARKET MUTUAL FUNDS</b>				
Max % (MV)	20.0	4.5	Compliant	

# STATEMENT OF COMPLIANCE



Rules Name	Limit	Actual	Compliance Status	Notes
Max % Issuer (MV)	20.0	4.5	Compliant	
Min Rating (AAA by 2)	0.0	0.0	Compliant	
<b>MORTGAGE-BACKED SECURITIES (NON-AGENCY)</b>				
Max % (MV)	20.0	0.0	Compliant	
Max % Issuer (MV)	5.0	0.0	Compliant	
Max Maturity (Years)	5.0	0.0	Compliant	
Min Rating (AA by 1)	0.0	0.0	Compliant	
<b>MUNICIPAL SECURITIES (CA, LOCAL AGENCY)</b>				
Max % (MV)	25.0	0.9	Compliant	
Max % Issuer (MV)	5.0	0.9	Compliant	
Max Maturity (Years)	5	4	Compliant	
Min Rating (A- by 1)	0.0	0.0	Compliant	
<b>MUNICIPAL SECURITIES (CA, OTHER STATES)</b>				
Max % (MV)	25.0	0.0	Compliant	
Max % Issuer (MV)	5.0	0.0	Compliant	
Max Maturity (Years)	5	0.0	Compliant	
Min Rating (A- by 1)	0.0	0.0	Compliant	
<b>MUTUAL FUNDS</b>				
Max % (MV)	10.0	0.0	Compliant	
Min Rating (AAA by 2)	0.0	0.0	Compliant	
<b>NEGOTIABLE CERTIFICATES OF DEPOSIT (NCD)</b>				
Max % (MV)	20.0	0.0	Compliant	
Max % Issuer (MV)	5.0	0.0	Compliant	
Max Maturity (Years)	3	0.0	Compliant	
Min Rating (A-1 by 1 or A- by 1 if > FDIC Limit)	0.0	0.0	Compliant	
<b>REPURCHASE AGREEMENTS</b>				
Max % (MV)	10.0	0.0	Compliant	
Max % Issuer (MV)	5.0	0.0	Compliant	
Max Maturity (Days)	14.0	0.0	Compliant	
<b>SUPRANATIONAL OBLIGATIONS</b>				
Max % (MV)	30.0	2.6	Compliant	
Max % Issuer (MV)	10.0	1.3	Compliant	
Max Maturity (Years)	5	1	Compliant	
Min Rating (AA- by 1)	0.0	0.0	Compliant	

# STATEMENT OF COMPLIANCE



Rules Name	Limit	Actual	Compliance Status	Notes
<b>U.S. TREASURIES</b>				
Max % (MV)	100.0	32.7	Compliant	
Max Maturity (Years)	5	4	Compliant	

## RECONCILIATION SUMMARY



### Maturities / Calls

Month to Date	0.00
Fiscal Year to Date	(218,735,000.00)

### Principal Paydowns

Month to Date	(472,533.52)
Fiscal Year to Date	(11,391,541.00)

### Purchases

Month to Date	17,635,298.57
Fiscal Year to Date	821,554,900.36

### Sales

Month to Date	(17,618,161.65)
Fiscal Year to Date	(628,774,815.53)

### Interest Received

Month to Date	762,765.05
Fiscal Year to Date	11,593,291.94

### Purchased / Sold Interest

Month to Date	0.00
Fiscal Year to Date	60,251.89

### Accrual Activity Summary

	Month to Date	Fiscal Year to Date (01/01/2024)
Beginning Book Value	468,876,560.67	508,517,844.79
Maturities/Calls	0.00	(218,735,000.00)
Principal Paydowns	(472,533.52)	(11,391,541.00)
Purchases	17,635,298.57	821,554,900.36
Sales	(17,618,161.65)	(628,774,815.53)
Change in Cash, Payables, Receivables	4,936,459.41	107,140.33
Amortization/Accretion	0.00	0.00
Realized Gain (Loss)	53.51	2,079,148.05
Ending Book Value	473,357,676.99	473,357,676.99

### Fair Market Activity Summary

	Month to Date	Fiscal Year to Date (01/01/2024)
Beginning Market Value	466,145,311.75	500,547,023.51
Maturities/Calls	0.00	(218,735,000.00)
Principal Paydowns	(472,533.52)	(11,391,541.00)
Purchases	17,635,298.57	821,554,900.36
Sales	(17,618,161.65)	(628,774,815.53)
Change in Cash, Payables, Receivables	4,936,459.41	107,140.33
Amortization/Accretion	0.00	0.00
Change in Net Unrealized Gain (Loss)	964,768.59	6,204,340.95
Realized Gain (Loss)	53.51	2,079,148.05
Ending Market Value	471,591,196.66	471,591,196.66

# HOLDINGS REPORT



Cusip	Security Description	Par Value/ Units	Purchase Date Purchase Yield	Cost Value Book Value	Mkt Price Mkt YTM	Market Value Accrued Int.	% of Port. Gain/Loss	Moody's/ S&P/ Fitch	Maturity Duration
<b>ABS</b>									
43815GAC3	HAROT 2021-4 A3 0.88 01/21/2026	198,494.96	11/16/2021 0.89%	198,453.11 198,453.11	99.03 4.85%	196,567.97 48.52	0.04% (1,885.15)	Aaa/NA AAA	1.14 0.24
47789QAC4	JDOT 2021-B A3 0.52 03/16/2026	196,058.82	07/13/2021 0.52%	196,041.34 196,041.34	99.24 5.06%	194,564.70 45.31	0.04% (1,476.64)	Aaa/NA AAA	1.29 0.17
89238JAC9	TAOT 2021-D A3 0.71 04/15/2026	197,414.38	11/09/2021 0.71%	197,410.18 197,410.18	99.07 5.14%	195,583.92 62.30	0.04% (1,826.26)	NA/AAA AAA	1.37 0.21
43815BAC4	HAROT 2022-1 A3 1.88 05/15/2026	595,959.24	02/15/2022 1.88%	595,869.60 595,869.60	98.99 5.02%	589,921.45 497.96	0.13% (5,948.15)	Aaa/AAA NA	1.45 0.32
44935FAD6	HART 2021-C A3 0.74 05/15/2026	107,254.03	11/09/2021 0.75%	107,230.09 107,230.09	99.40 5.01%	106,609.17 35.27	0.02% (620.93)	NA/AAA AAA	1.45 0.14
05602RAD3	BMWOT 2022-A A3 3.21 08/25/2026	396,889.82	05/10/2022 3.21%	396,869.18 396,869.18	99.44 4.73%	394,681.76 212.34	0.08% (2,187.42)	Aaa/AAA NA	1.73 0.37
47787JAC2	JDOT 2022 A3 0.36 09/15/2026	336,007.42	03/10/2022 2.33%	335,933.10 335,933.10	99.04 4.82%	332,767.00 346.46	0.07% (3,166.10)	Aaa/NA AAA	1.79 0.39
362554AC1	GMCAR 2021-4 A3 0.68 09/16/2026	192,050.59	10/13/2021 0.68%	192,045.69 192,045.69	98.88 4.89%	189,891.05 54.41	0.04% (2,154.63)	Aaa/AAA NA	1.79 0.27
448977AD0	HART 2022-A A3 2.22 10/15/2026	505,365.64	03/09/2022 2.22%	505,346.18 505,346.18	99.11 4.92%	500,862.83 498.63	0.11% (4,483.35)	NA/AAA AAA	1.87 0.33
380146AC4	GMCAR 2022-1 A3 1.26 11/16/2026	205,562.16	01/11/2022 1.26%	205,544.29 205,544.29	98.92 4.78%	203,337.44 107.92	0.04% (2,206.86)	NA/AAA AAA	1.96 0.31
05611UAD5	BMWLT 2024-1 A3 4.98 03/25/2027	1,800,000.00	03/25/2024 5.01%	1,798,382.81 1,798,382.81	100.55 4.55%	1,809,946.62 1,494.00	0.38% 11,563.81	Aaa/AAA NA	2.31 1.15
44934FAD7	HALST 2024-B A3 5.41 05/17/2027	1,615,000.00	05/14/2024 5.41%	1,614,955.10 1,614,955.10	101.17 4.62%	1,633,951.06 3,883.18	0.35% 18,995.96	NA/AAA AAA	2.46 1.36
02582JIT8	AMXCA 2022-2 A 3.39 05/17/2027	2,765,000.00	05/17/2022 3.40%	2,764,388.38 2,764,388.38	99.44 4.69%	2,749,511.85 4,165.93	0.58% (14,876.53)	NA/AAA AAA	0.45 0.44
36269WAD1	GMALT 2024-2 A3 5.39 07/20/2027	1,495,000.00	05/07/2024 5.39%	1,494,913.14 1,494,913.14	101.09 4.63%	1,511,271.73 2,462.18	0.32% 16,358.59	NA/AAA AAA	2.64 1.33
47800CAC0	JDOT 2023 A3 5.01 11/15/2027	1,880,000.00	02/22/2023 5.01%	1,879,657.46 1,879,657.46	100.39 4.60%	1,887,392.91 4,186.13	0.40% 7,735.45	Aaa/NA AAA	2.96 0.84
58770JAD6	MBALT 2024-A A3 5.32 01/18/2028	1,085,000.00	05/17/2024 5.32%	1,084,873.06 1,084,873.06	101.29 4.58%	1,098,967.53 2,565.42	0.23% 14,094.47	Aaa/NA AAA	3.13 1.61
437918AC9	HAROT 2024-1 A3 5.21 08/15/2028	3,435,000.00	02/13/2024 5.21%	3,434,850.58 3,434,850.58	101.05 4.55%	3,471,077.12 7,953.93	0.74% 36,226.54	Aaa/AAA NA	3.71 1.46



# HOLDINGS REPORT



Cusip	Security Description	Par Value/ Units	Purchase Date Purchase Yield	Cost Value Book Value	Mkt Price Mkt YTM	Market Value Accrued Int.	% of Port. Gain/Loss	Moody's/ S&P/ Fitch	Maturity Duration
161571HT4	CHAIT 2023-1 A 5.16 09/15/2028	3,645,000.00	09/07/2023 5.17%	3,643,989.61 3,643,989.61	101.24 4.48%	3,690,202.01 8,359.20	0.78% 46,212.40	NR/AAA AAA	3.79 1.67
05522RDH8	BACCT 2023-2 A 4.98 11/16/2026	2,000,000.00	03/25/2024 4.85%	2,006,484.38 2,006,484.38	100.97 4.50%	2,019,470.00 4,426.67	0.43% 12,985.62	Aaa/NA AAA	1.96 1.82
437930AC4	HONDO-242-A3 5.27 11/20/2028	1,415,000.00	05/14/2024 5.27%	1,414,828.08 1,414,828.08	101.34 4.53%	1,433,896.48 2,692.82	0.30% 19,068.40	NA/AAA AAA	3.97 1.66
36268GAD7	GMCAR 2024-1 A3 4.85 12/18/2028	1,985,000.00	03/25/2024 4.90%	1,980,890.43 1,980,890.43	100.59 4.49%	1,996,700.78 4,011.35	0.42% 15,810.35	Aaa/NA AAA	4.05 1.43
448973AD9	HART 2024-A A3 4.99 02/15/2029	2,000,000.00	03/26/2024 4.98%	2,000,781.25 2,000,781.25	100.79 4.58%	2,015,891.40 4,435.56	0.43% 15,110.15	NA/AAA AAA	4.21 1.72
096919AD7	BMWOT 2024-A A3 5.18 02/26/2029	1,855,000.00	06/04/2024 5.24%	1,854,718.23 1,854,718.23	101.30 4.44%	1,879,127.80 1,601.48	0.40% 24,409.57	Aaa/AAA NA	4.24 1.62
47786WAD2	JDOT 2024-B A3 5.2 03/15/2029	2,100,000.00	06/11/2024 5.26%	2,099,589.45 2,099,589.45	101.53 4.43%	2,132,181.66 4,853.33	0.45% 32,592.21	Aaa/NA AAA	4.29 1.84
02582JKH2	AMXCA 2024-1 A 5.23 04/16/2029	3,070,000.00	04/16/2024 5.23%	3,069,370.65 3,069,370.65	101.81 4.47%	3,125,497.00 7,136.04	0.66% 56,126.35	NA/AAA AAA	4.38 2.18
05522RDJ4	BACCT 2024-1 A 4.93 05/15/2029	2,095,000.00	06/06/2024 4.93%	2,094,882.47 2,094,882.47	101.18 4.46%	2,119,669.88 4,590.38	0.45% 24,787.41	Aaa/AAA NA	4.45 2.26
92970QAE5	WFCIT 2024-2 A 4.29 10/15/2029	2,330,000.00	10/17/2024 4.33%	2,329,653.76 2,329,653.76	99.60 4.48%	2,320,765.28 4,442.53	0.49% (8,888.48)	Aaa/AAA NA	4.87 2.64
<b>Total ABS</b>		<b>39,501,057.05</b>	<b>4.73%</b>	<b>39,497,951.60</b>	<b>100.76</b> <b>4.56%</b>	<b>39,800,308.40</b> <b>75,169.27</b>	<b>8.44%</b> <b>302,356.79</b>	<b>Aaa/AAA</b> <b>AAA</b>	<b>3.31</b> <b>1.51</b>

AGENCY									
3135G0X24	FEDERAL NATIONAL MORTGAGE ASSOCIATION 1.625 01/07/2025	4,220,000.00	-- 1.31%	4,282,878.20 4,282,878.20	99.70 4.66%	4,207,474.53 27,430.00	0.89% (75,403.67)	Aaa/AA+ AA+	0.10 0.10
3137EAEPO	FEDERAL HOME LOAN MORTGAGE CORP 1.5 02/12/2025	825,000.00	02/13/2020 1.52%	824,364.75 824,364.75	99.40 4.57%	820,086.80 3,746.88	0.17% (4,277.95)	Aaa/AA+ AA+	0.20 0.19
3135G03U5	FEDERAL NATIONAL MORTGAGE ASSOCIATION 0.625 04/22/2025	5,270,000.00	04/22/2020 0.67%	5,259,143.80 5,259,143.80	98.53 4.47%	5,192,478.88 3,568.23	1.10% (66,664.92)	Aaa/AA+ AA+	0.39 0.38
3135G04Z3	FEDERAL NATIONAL MORTGAGE ASSOCIATION 0.5 06/17/2025	6,200,000.00	-- 0.51%	6,196,731.90 6,196,731.90	97.86 4.54%	6,067,301.15 14,122.22	1.29% (129,430.75)	Aaa/AA+ AA+	0.54 0.53
3137EAEU9	FEDERAL HOME LOAN MORTGAGE CORP 0.375 07/21/2025	6,300,000.00	-- 0.45%	6,277,899.60 6,277,899.60	97.49 4.42%	6,141,813.17 8,531.25	1.30% (136,086.43)	Aaa/AA+ AA+	0.64 0.62

# HOLDINGS REPORT



Cusip	Security Description	Par Value/ Units	Purchase Date Purchase Yield	Cost Value Book Value	Mkt Price Mkt YTM	Market Value Accrued Int.	% of Port. Gain/Loss	Moody's/ S&P/ Fitch	Maturity Duration
3135G05X7	FEDERAL NATIONAL MORTGAGE ASSOCIATION 0.375 08/25/2025	6,285,000.00	-- 0.46%	6,260,439.20 6,260,439.20	97.14 4.40%	6,105,205.82 6,285.00	1.29% (155,233.38)	Aaa/AA+ AA+	0.73 0.71
3137EAEX3	FEDERAL HOME LOAN MORTGAGE CORP 0.375 09/23/2025	6,295,000.00	-- 0.44%	6,276,346.05 6,276,346.05	96.82 4.43%	6,094,685.48 4,458.96	1.29% (181,660.57)	Aaa/AA+ AA+	0.81 0.79
3135G06G3	FEDERAL NATIONAL MORTGAGE ASSOCIATION 0.5 11/07/2025	6,300,000.00	-- 0.57%	6,279,895.00 6,279,895.00	96.46 4.42%	6,077,251.59 2,100.00	1.29% (202,643.41)	Aaa/AA+ AA+	0.94 0.91
880591EZ1	TENNESSEE VALLEY AUTHORITY 3.875 03/15/2028	3,500,000.00	05/04/2023 3.56%	3,548,755.00 3,548,755.00	99.03 4.19%	3,465,987.53 28,631.94	0.73% (82,767.48)	Aaa/AA+ AA+	3.29 3.03
3130AWN63	FEDERAL HOME LOAN BANKS 4.0 06/30/2028	3,000,000.00	08/21/2023 4.53%	2,931,360.00 2,931,360.00	99.85 4.04%	2,995,627.44 50,333.33	0.64% 64,267.44	Aaa/AA+ AA+	3.58 3.25
<b>Total Agency</b>		<b>48,195,000.00</b>	<b>1.08%</b>	<b>48,137,813.50</b>	<b>97.88</b> <b>4.42%</b>	<b>47,167,912.41</b> <b>149,207.81</b>	<b>10.00%</b> <b>(969,901.09)</b>	<b>Aaa/AA+</b> <b>AA+</b>	<b>1.00</b> <b>0.94</b>

AGENCY CMBS									
3137BSP72	FHMS K-058 A2 2.653 08/25/2026	1,500,000.00	11/12/2021 1.37%	1,586,425.78 1,586,425.78	96.94 4.47%	1,454,066.10 3,316.25	0.31% (132,359.68)	Aaa/AA+ AAA	1.73 1.62
3137BSRE5	FHMS K-059 A2 3.12 09/25/2026	3,000,000.00	02/18/2022 2.09%	3,128,437.50 3,128,437.50	97.61 4.48%	2,928,221.40 7,800.00	0.62% (200,216.10)	Aaa/AAA AAA	1.82 1.64
3137FBBX3	FHMS K-068 A2 3.244 08/25/2027	2,650,000.00	11/02/2022 4.67%	2,482,408.20 2,482,408.20	96.90 4.44%	2,567,815.29 7,163.83	0.54% 85,407.09	Aaa/AA+ AA+	2.73 2.50
3137FEBQ2	FHMS K-072 A2 3.444 12/25/2027	4,690,000.00	07/20/2023 4.56%	4,471,072.27 4,471,072.27	97.11 4.44%	4,554,551.39 13,460.30	0.97% 83,479.12	Aaa/AA+ AAA	3.07 2.78
3137FETN0	FHMS K-073 A2 3.35 01/25/2028	6,000,000.00	-- 4.42%	5,707,999.69 5,707,999.69	96.82 4.43%	5,808,997.80 16,750.00	1.23% 100,998.11	Aaa/AA+ AAA	3.15 2.83
3137F4D41	FHMS K-074 A2 3.6 01/25/2028	3,000,000.00	03/16/2023 4.22%	2,911,054.69 2,911,054.69	97.49 4.43%	2,924,589.30 9,000.00	0.62% 13,534.61	Aaa/AA+ AAA	3.15 2.85
3137FG6X8	FHMS K-077 A2 3.85 05/25/2028	5,320,000.00	-- 4.17%	5,229,125.01 5,229,125.01	98.03 4.44%	5,214,948.62 17,068.33	1.11% (14,176.39)	Aaa/AA+ AAA	3.48 3.12
3137FGR31	FHMS K-078 A2 3.854 06/25/2028	1,997,000.00	06/22/2023 4.30%	1,951,677.46 1,951,677.46	98.02 4.44%	1,957,539.68 6,413.70	0.42% 5,862.22	Aaa/AA+ AAA	3.57 3.15
3137FJEH8	FHMS K-081 A2 3.9 08/25/2028	3,148,000.00	09/05/2023 4.79%	3,015,685.63 3,015,685.63	98.07 4.43%	3,087,238.88 10,231.00	0.65% 71,553.25	Aaa/AA+ AAA	3.74 3.38
3137FJKE8	FHMS K-082 A2 3.92 09/25/2028	2,500,000.00	11/28/2023 4.68%	2,411,328.13 2,411,328.13	98.12 4.43%	2,453,068.75 8,166.67	0.52% 41,740.62	Aaa/AA+ AAA	3.82 3.41

# HOLDINGS REPORT



Cusip	Security Description	Par Value/ Units	Purchase Date Purchase Yield	Cost Value Book Value	Mkt Price Mkt YTM	Market Value Accrued Int.	% of Port. Gain/Loss	Moody's/ S&P/ Fitch	Maturity Duration
3137H4BY5	FHMS K-746 A2 2.031 09/25/2028	5,000,000.00	03/21/2024 4.56%	4,480,468.75 4,480,468.75	91.55 4.47%	4,577,590.00 8,462.50	0.97% 97,121.25	Aaa/AA+ AAA	3.82 3.54
3137H5YC5	FHMS K-748 A2 2.26 01/25/2029	8,000,000.00	-- 4.64%	7,168,164.07 7,168,164.07	91.82 4.47%	7,345,368.80 15,066.67	1.56% 177,204.73	Aaa/AA+ AAA	4.15 3.79
3137FLMV3	FHMS K-090 A2 3.422 02/25/2029	4,950,000.00	05/30/2024 4.87%	4,637,144.53 4,637,144.53	96.08 4.43%	4,756,035.74 14,115.75	1.01% 118,891.21	Aaa/AAA AA+	4.24 3.81
3137FLYV0	FHMS K-092 A2 3.298 04/25/2029	3,000,000.00	04/19/2024 4.94%	2,775,468.75 2,775,468.75	95.45 4.44%	2,863,509.00 8,245.00	0.61% 88,040.25	Aaa/AA+ AAA	4.40 3.95
<b>Total Agency CMBS</b>		<b>54,755,000.00</b>	<b>4.34%</b>	<b>51,956,460.46</b> <b>51,956,460.46</b>	<b>95.93</b> <b>4.45%</b>	<b>52,493,540.74</b> <b>145,260.00</b>	<b>11.13%</b> <b>537,080.28</b>	<b>Aaa/AA+</b> <b>AAA</b>	<b>3.49</b> <b>3.16</b>

CASH									
CCYUSD	Receivable	480,507.39	-- 0.00%	480,507.39 480,507.39	1.00 0.00%	480,507.39 0.00	0.10% 0.00	Aaa/AAA AAA	0.00 0.00
CCYUSD	Receivable	150,376.63	-- 0.00%	150,376.63 150,376.63	1.00 0.00%	150,376.63 0.00	0.03% 0.00	Aaa/AAA AAA	0.00 0.00
CCYUSD	Receivable	71,439.15	-- 0.00%	71,439.15 71,439.15	1.00 0.00%	71,439.15 0.00	0.02% 0.00	Aaa/AAA AAA	0.00 0.00
<b>Total Cash</b>		<b>702,323.17</b>	<b>0.00%</b>	<b>702,323.17</b> <b>702,323.17</b>	<b>1.00</b> <b>0.00%</b>	<b>702,323.17</b> <b>0.00</b>	<b>0.15%</b> <b>0.00</b>	<b>Aaa/AAA</b> <b>AAA</b>	<b>0.00</b> <b>0.00</b>

CORPORATE									
06367WB85	BANK OF MONTREAL 1.85 05/01/2025	2,761,000.00	07/23/2021 0.85%	2,862,660.02 2,862,660.02	98.81 4.77%	2,728,151.33 4,256.54	0.58% (134,508.69)	A2/A- AA-	0.42 0.41
40139LBC6	GUARDIAN LIFE GLOBAL FUNDING 0.875 12/10/2025	3,000,000.00	-- 1.12%	2,969,700.00 2,969,700.00	96.31 4.61%	2,889,384.21 12,468.75	0.61% (80,315.79)	Aa1/AA+ NA	1.03 0.99
46647PBK1	JPMORGAN CHASE & CO 2.083 04/22/2026	1,000,000.00	05/20/2021 1.11%	1,037,330.00 1,037,330.00	98.93 6.02%	989,267.89 2,256.58	0.21% (48,062.11)	A1/A AA-	1.39 0.38
023135BX3	AMAZON.COM INC 1.0 05/12/2026	4,865,000.00	05/10/2021 1.09%	4,843,983.20 4,843,983.20	95.38 4.33%	4,640,421.48 2,567.64	0.98% (203,561.72)	A1/AA AA-	1.45 1.41
91324PEC2	UNITEDHEALTH GROUP INC 1.15 05/15/2026	805,000.00	-- 1.08%	807,605.05 807,605.05	95.33 4.51%	767,388.96 411.44	0.16% (40,216.09)	A2/A+ A	1.45 1.41
89236TJK2	TOYOTA MOTOR CREDIT CORP 1.125 06/18/2026	3,325,000.00	06/15/2021 1.13%	3,323,537.00 3,323,537.00	95.16 4.40%	3,164,044.60 16,936.72	0.67% (159,492.40)	A1/A+ A+	1.55 1.49
06051GJD2	BANK OF AMERICA CORP 1.319 06/19/2026	3,000,000.00	-- 1.25%	3,007,920.00 3,007,920.00	98.11 5.44%	2,943,203.37 17,806.50	0.62% (64,716.63)	A1/A- AA-	1.55 0.53

# HOLDINGS REPORT



Cusip	Security Description	Par Value/ Units	Purchase Date Purchase Yield	Cost Value Book Value	Mkt Price Mkt YTM	Market Value Accrued Int.	% of Port. Gain/Loss	Moody's/ S&P/ Fitch	Maturity Duration
57629WDE7	MASSMUTUAL GLOBAL FUNDING II 1.2 07/16/2026	2,272,000.00	08/10/2021 1.21%	2,271,369.92 2,271,369.92	94.82 4.55%	2,154,371.15 10,224.00	0.46% (116,998.77)	Aa3/AA+ AA+	1.62 1.57
58989V2D5	MET TOWER GLOBAL FUNDING 1.25 09/14/2026	1,715,000.00	09/07/2021 1.27%	1,713,422.20 1,713,422.20	94.41 4.55%	1,619,052.76 4,585.24	0.34% (94,369.44)	Aa3/AA- AA-	1.79 1.72
931142ERO	WALMART INC 1.05 09/17/2026	785,000.00	09/08/2021 1.09%	783,516.35 783,516.35	94.43 4.31%	741,275.04 1,694.29	0.16% (42,241.31)	Aa2/AA AA	1.80 1.74
59217GER6	METROPOLITAN LIFE GLOBAL FUNDING I 1.875 01/11/2027	2,485,000.00	01/03/2022 1.90%	2,482,167.10 2,482,167.10	94.60 4.59%	2,350,747.20 18,119.79	0.50% (131,419.90)	Aa3/AA- AA-	2.11 2.01
808513BY0	CHARLES SCHWAB CORP 2.45 03/03/2027	1,300,000.00	03/09/2022 2.73%	1,282,866.00 1,282,866.00	95.58 4.53%	1,242,578.12 7,785.56	0.26% (40,287.88)	A2/A- A	2.25 2.14
89114Tzt2	TORONTO-DOMINION BANK 2.8 03/10/2027	1,900,000.00	03/09/2022 2.97%	1,884,933.00 1,884,933.00	96.10 4.63%	1,825,877.83 11,970.00	0.39% (59,055.17)	A2/A- NA	2.27 2.15
665859AW4	NORTHERN TRUST CORP 4.0 05/10/2027	1,345,000.00	05/05/2022 4.04%	1,342,821.10 1,342,821.10	99.02 4.43%	1,331,870.16 3,138.33	0.28% (10,950.94)	A2/A+ A+	2.44 2.29
91324PEG3	UNITEDHEALTH GROUP INC 3.7 05/15/2027	1,365,000.00	05/17/2022 3.69%	1,365,638.40 1,365,638.40	98.39 4.40%	1,343,019.57 2,244.67	0.28% (22,618.83)	A2/A+ A	2.45 2.31
22160KAM7	COSTCO WHOLESALE CORP 3.0 05/18/2027	2,500,000.00	07/15/2022 3.53%	2,441,975.00 2,441,975.00	97.38 4.13%	2,434,546.53 2,708.33	0.52% (7,428.48)	Aa3/A+ WR	2.46 2.34
89115A2C5	TORONTO-DOMINION BANK 4.108 06/08/2027	1,400,000.00	08/26/2022 4.18%	1,395,310.00 1,395,310.00	98.63 4.69%	1,380,767.22 27,637.71	0.29% (14,542.78)	A2/A- NA	2.52 2.31
756109AU8	REALTY INCOME CORP 3.65 01/15/2028	4,500,000.00	-- 5.00%	4,242,810.00 4,242,810.00	97.03 4.68%	4,366,208.39 62,050.00	0.93% 123,398.39	A3/A- WR	3.13 2.87
24422EWR6	JOHN DEERE CAPITAL CORP 4.75 01/20/2028	2,450,000.00	01/23/2023 4.40%	2,487,705.50 2,487,705.50	101.06 4.38%	2,476,011.97 42,347.57	0.53% (11,693.53)	A1/A A+	3.14 2.84
91324PEP3	UNITEDHEALTH GROUP INC 5.25 02/15/2028	1,500,000.00	02/16/2023 4.75%	1,532,220.00 1,532,220.00	102.34 4.45%	1,535,169.63 23,187.50	0.33% 2,949.63	A2/A+ A	3.21 2.82
57636QAW4	MASTERCARD INC 4.875 03/09/2028	2,090,000.00	03/06/2023 4.90%	2,087,972.70 2,087,972.70	101.60 4.34%	2,123,425.58 23,207.71	0.45% 35,452.88	Aa3/A+ NA	3.27 2.90
037833ET3	APPLE INC 4.0 05/10/2028	1,650,000.00	05/08/2023 4.01%	1,649,083.50 1,649,083.50	99.40 4.19%	1,640,151.45 3,850.00	0.35% (8,932.05)	Aaa/AA+ NA	3.44 3.17
58933YBH7	MERCK & CO INC 4.05 05/17/2028	1,975,000.00	05/08/2023 4.05%	1,975,392.25 1,975,392.25	99.41 4.24%	1,963,255.19 3,110.63	0.42% (12,137.06)	A1/A+ NA	3.46 3.19
74340XCG4	PROLOGIS LP 4.875 06/15/2028	4,000,000.00	-- 5.11%	3,959,713.70 3,959,713.70	101.28 4.48%	4,051,189.16 89,916.67	0.86% 91,475.46	A3/A NA	3.54 3.08
78016HVS2	ROYAL BANK OF CANADA 5.2 08/01/2028	3,500,000.00	09/12/2023 5.50%	3,454,675.00 3,454,675.00	102.07 4.58%	3,572,537.92 60,666.67	0.76% 117,862.92	A1/A AA-	3.67 3.26

# HOLDINGS REPORT



Cusip	Security Description	Par Value/ Units	Purchase Date Purchase Yield	Cost Value Book Value	Mkt Price Mkt YTM	Market Value Accrued Int.	% of Port. Gain/Loss	Moody's/ S&P/ Fitch	Maturity Duration
69371RS64	PACCAR FINANCIAL CORP 4.95 08/10/2028	1,670,000.00	08/03/2023 4.99%	1,667,361.40 1,667,361.40	101.74 4.43%	1,699,128.29 25,488.38	0.36% 31,766.89	A1/A+ NA	3.70 3.30
74456QBX3	PUBLIC SERVICE ELECTRIC AND GAS CO 3.65 09/01/2028	3,000,000.00	09/12/2023 5.15%	2,805,270.00 2,805,270.00	96.98 4.53%	2,909,413.29 27,375.00	0.62% 104,143.29	A1/A WR	3.76 3.42
26442CAX2	DUKE ENERGY CAROLINAS LLC 3.95 11/15/2028	3,280,000.00	12/06/2023 4.81%	3,156,836.00 3,156,836.00	97.94 4.52%	3,212,480.08 5,758.22	0.68% 55,644.08	Aa3/A NA	3.96 3.61
66815L2Q1	NORTHWESTERN MUTUAL GLOBAL FUNDING 4.71 01/10/2029	2,400,000.00	-- 4.67%	2,404,556.16 2,404,556.16	100.42 4.60%	2,410,023.77 44,274.00	0.51% 5,467.61	Aaa/AA+ AAA	4.11 3.63
57629W5B2	MASSMUTUAL GLOBAL FUNDING II 4.85 01/17/2029	2,140,000.00	01/09/2024 4.85%	2,139,721.80 2,139,721.80	100.99 4.58%	2,161,079.30 38,632.94	0.46% 21,357.50	Aa3/AA+ AA+	4.13 3.64
46647PAM8	JPMORGAN CHASE & CO 3.509 01/23/2029	3,300,000.00	01/18/2024 5.07%	3,116,157.00 3,116,157.00	96.46 4.96%	3,183,082.78 41,172.27	0.67% 66,925.78	A1/A AA-	4.15 2.89
61747YFA8	MORGAN STANLEY 5.123 02/01/2029	2,650,000.00	02/13/2024 5.31%	2,632,165.50 2,632,165.50	100.98 5.13%	2,675,977.74 45,253.17	0.57% 43,812.24	A1/A- A+	4.17 2.85
63743HFN7	NATIONAL RURAL UTILITIES COOPERATIVE FINANCE CORP 4.85 02/07/2029	2,500,000.00	03/19/2024 5.02%	2,481,775.00 2,481,775.00	101.06 4.57%	2,526,548.95 38,395.83	0.54% 44,773.95	A2/A- A	4.19 3.63
532457CK2	ELI LILLY AND CO 4.5 02/09/2029	2,710,000.00	02/07/2024 4.51%	2,708,211.40 2,708,211.40	100.41 4.39%	2,721,037.72 37,940.00	0.58% 12,826.32	A1/A+ NA	4.19 3.66
17275RBR2	CISCO SYSTEMS INC 4.85 02/26/2029	1,960,000.00	02/21/2024 4.86%	1,959,314.00 1,959,314.00	101.60 4.43%	1,991,419.70 25,085.28	0.42% 32,105.70	A1/AA- NA	4.24 3.68
14913UAJ9	CATERPILLAR FINANCIAL SERVICES CORP 4.85 02/27/2029	2,500,000.00	03/19/2024 4.81%	2,504,150.00 2,504,150.00	101.40 4.48%	2,535,100.95 31,659.72	0.54% 30,950.95	A2/A A+	4.24 3.75
26442UAH7	DUKE ENERGY PROGRESS LLC 3.45 03/15/2029	1,500,000.00	05/10/2024 5.07%	1,396,687.88 1,396,687.88	95.80 4.54%	1,436,963.66 10,925.00	0.30% 40,275.78	Aa3/A NA	4.29 3.90
89115A2Y7	TORONTO-DOMINION BANK 4.994 04/05/2029	2,330,000.00	03/26/2024 4.99%	2,330,000.00 2,330,000.00	101.09 4.71%	2,355,336.70 18,100.48	0.50% 25,336.70	A2/A- AA-	4.34 3.84
58989V2H6	MET TOWER GLOBAL FUNDING 5.25 04/12/2029	2,000,000.00	05/24/2024 5.27%	1,998,260.00 1,998,260.00	102.25 4.67%	2,044,976.86 14,291.67	0.43% 46,716.86	Aa3/AA- AA-	4.36 3.84
74460DAD1	PUBLIC STORAGE OPERATING CO 3.385 05/01/2029	3,000,000.00	-- 5.21%	2,762,330.00 2,762,330.00	95.21 4.60%	2,856,189.63 8,462.50	0.61% 93,859.63	A2/A NA	4.42 4.02
57629W4T4	MASSMUTUAL GLOBAL FUNDING II 5.15 05/30/2029	1,850,000.00	05/22/2024 5.17%	1,848,464.50 1,848,464.50	102.42 4.55%	1,894,782.03 264.65	0.40% 46,317.53	Aa3/AA+ AA+	4.50 3.98
64952WFG3	NEW YORK LIFE GLOBAL FUNDING 5.0 06/06/2029	2,120,000.00	06/03/2024 5.04%	2,115,929.60 2,115,929.60	101.72 4.57%	2,156,543.99 51,527.78	0.46% 40,614.39	Aaa/AA+ AAA	4.51 3.91

# HOLDINGS REPORT



Cusip	Security Description	Par Value/ Units	Purchase Date Purchase Yield	Cost Value Book Value	Mkt Price Mkt YTM	Market Value Accrued Int.	% of Port. Gain/Loss	Moody's/ S&P/ Fitch	Maturity Duration
437076DC3	HOME DEPOT INC 4.75 06/25/2029	3,000,000.00	06/20/2024 4.84%	2,987,610.00 2,987,610.00	101.07 4.49%	3,032,065.38 61,750.00	0.64% 44,455.38	A2/A A	4.57 3.92
713448FX1	PEPSICO INC 4.5 07/17/2029	3,775,000.00	07/15/2024 4.53%	3,769,148.75 3,769,148.75	100.71 4.33%	3,801,819.75 63,231.25	0.81% 32,671.00	A1/A+ NA	4.63 4.01
171239ALO	CHUBB INA HOLDINGS LLC 4.65 08/15/2029	3,700,000.00	-- 4.51%	3,722,196.12 3,722,196.12	100.48 4.53%	3,717,695.10 57,827.92	0.79% (4,501.02)	A2/A A	4.71 4.06
30303M8S4	META PLATFORMS INC 4.3 08/15/2029	2,280,000.00	08/12/2024 4.33%	2,276,460.36 2,276,460.36	99.61 4.39%	2,271,016.62 30,501.33	0.48% (5,443.74)	Aa3/AA- NA	4.71 4.16
40139LBJ1	GUARDIAN LIFE GLOBAL FUNDING 4.179 09/26/2029	3,050,000.00	09/23/2024 4.18%	3,050,000.00 3,050,000.00	98.31 4.57%	2,998,326.50 23,013.52	0.64% (51,673.50)	Aa1/AA+ NA	4.82 4.28
<b>Total Corporate</b>		<b>114,203,000.00</b>	<b>3.92%</b>	<b>113,038,932.46</b>	<b>98.89</b> <b>4.56%</b>	<b>112,864,925.49</b> <b>1,156,079.74</b>	<b>23.93%</b> <b>(174,006.97)</b>	<b>A1/A+</b> <b>A+</b>	<b>3.33</b> <b>2.91</b>
<b>LAIF</b>									
90LAIF\$00	Local Agency Investment Fund State Pool	26,242,026.35	-- 4.49%	26,242,026.35 26,242,026.35	1.00 4.49%	26,242,026.35 0.00	5.56% 0.00	NA/NA NA	0.00 0.00
<b>Total LAIF</b>		<b>26,242,026.35</b>	<b>4.49%</b>	<b>26,242,026.35</b>	<b>1.00</b> <b>4.49%</b>	<b>26,242,026.35</b> <b>0.00</b>	<b>5.56%</b> <b>0.00</b>	<b>NA/NA</b> <b>NA</b>	<b>0.00</b> <b>0.00</b>
<b>MONEY MARKET FUND</b>									
60934N807	FEDERATED HRMS GV O SVC	1,310,290.41	-- 4.29%	1,310,290.41 1,310,290.41	1.00 4.29%	1,310,290.41 0.00	0.28% 0.00	Aaa/ AAAm AAA	0.00 0.00
60934N807	FEDERATED HRMS GV O SVC	20,024,664.87	-- 4.29%	20,024,664.87 20,024,664.87	1.00 4.29%	20,024,664.87 0.00	4.25% 0.00	Aaa/ AAAm AAA	0.00 0.00
<b>Total Money Market Fund</b>		<b>21,334,955.28</b>	<b>4.29%</b>	<b>21,334,955.28</b>	<b>1.00</b> <b>4.29%</b>	<b>21,334,955.28</b> <b>0.00</b>	<b>4.52%</b> <b>0.00</b>	<b>Aaa/</b> <b>AAAm</b> <b>AAA</b>	<b>0.00</b> <b>0.00</b>
<b>MUNICIPAL BONDS</b>									
13063EGT7	CALIFORNIA ST 4.5 08/01/2029	4,395,000.00	10/30/2024 4.37%	4,418,161.65 4,418,161.65	100.81 4.30%	4,430,731.35 14,283.75	0.94% 12,569.70	Aa2/AA- AA	4.67 4.11



# HOLDINGS REPORT



Cusip	Security Description	Par Value/ Units	Purchase Date Purchase Yield	Cost Value Book Value	Mkt Price Mkt YTM	Market Value Accrued Int.	% of Port. Gain/Loss	Moody's/ S&P/ Fitch	Maturity Duration
<b>Total Municipal Bonds</b>		<b>4,395,000.00</b>	<b>4.37%</b>	<b>4,418,161.65</b> <b>4,418,161.65</b>	<b>100.81</b> <b>4.30%</b>	<b>4,430,731.35</b> <b>14,283.75</b>	<b>0.94%</b> <b>12,569.70</b>	<b>Aa2/AA-</b> <b>AA</b>	<b>4.67</b> <b>4.11</b>
<b>SUPRANATIONAL</b>									
459058JL8	INTERNATIONAL BANK FOR RECONSTRUCTION AND DEVELOPM 0.5 10/28/2025	6,300,000.00	-- 0.59%	6,272,360.85 6,272,360.85	96.56 4.41%	6,083,476.12 2,887.50	1.29% (188,884.73)	Aaa/AAA NA	0.91 0.88
4581X0DV7	INTER-AMERICAN DEVELOPMENT BANK 0.875 04/20/2026	6,390,000.00	04/13/2021 0.97%	6,360,733.80 6,360,733.80	95.41 4.33%	6,096,917.99 6,367.81	1.29% (263,815.81)	Aaa/AAA NA	1.39 1.35
<b>Total Supranational</b>		<b>12,690,000.00</b>	<b>0.78%</b>	<b>12,633,094.65</b> <b>12,633,094.65</b>	<b>95.99</b> <b>4.37%</b>	<b>12,180,394.10</b> <b>9,255.31</b>	<b>2.58%</b> <b>(452,700.55)</b>	<b>Aaa/AAA</b> <b>NA</b>	<b>1.15</b> <b>1.12</b>
<b>US TREASURY</b>									
912828ZC7	UNITED STATES TREASURY 1.125 02/28/2025	7,000,000.00	03/18/2020 0.81%	7,108,007.81 7,108,007.81	99.19 4.47%	6,943,466.81 20,013.81	1.47% (164,541.00)	Aaa/AA+ AA+	0.25 0.24
91282CAB7	UNITED STATES TREASURY 0.25 07/31/2025	4,225,000.00	03/12/2021 0.72%	4,139,839.84 4,139,839.84	97.30 4.43%	4,110,958.00 3,530.40	0.87% (28,881.85)	Aaa/AA+ AA+	0.67 0.65
91282CAM3	UNITED STATES TREASURY 0.25 09/30/2025	3,200,000.00	03/29/2021 0.74%	3,130,375.00 3,130,375.00	96.65 4.42%	3,092,849.98 1,362.64	0.66% (37,525.02)	Aaa/AA+ AA+	0.83 0.81
91282CAT8	UNITED STATES TREASURY 0.25 10/31/2025	6,000,000.00	02/19/2021 0.53%	5,923,125.00 5,923,125.00	96.33 4.40%	5,779,734.36 1,284.53	1.23% (143,390.64)	Aaa/AA+ AA+	0.92 0.89
91282CAZ4	UNITED STATES TREASURY 0.375 11/30/2025	3,800,000.00	03/26/2021 0.77%	3,731,867.19 3,731,867.19	96.14 4.39%	3,653,135.93 39.15	0.77% (78,731.26)	Aaa/AA+ AA+	1.00 0.97
91282CCW9	UNITED STATES TREASURY 0.75 08/31/2026	1,570,000.00	09/23/2021 0.90%	1,558,899.61 1,558,899.61	94.20 4.23%	1,478,989.06 2,992.54	0.31% (79,910.55)	Aaa/AA+ AA+	1.75 1.70
91282CCZ2	UNITED STATES TREASURY 0.875 09/30/2026	3,130,000.00	10/18/2021 1.19%	3,083,172.27 3,083,172.27	94.17 4.22%	2,947,579.69 4,664.90	0.63% (135,592.58)	Aaa/AA+ AA+	1.83 1.78
91282CDG3	UNITED STATES TREASURY 1.125 10/31/2026	3,120,000.00	11/15/2021 1.25%	3,100,987.50 3,100,987.50	94.39 4.21%	2,944,865.63 3,005.80	0.62% (156,121.87)	Aaa/AA+ AA+	1.92 1.86
91282CET4	UNITED STATES TREASURY 2.625 05/31/2027	2,400,000.00	06/09/2022 3.07%	2,351,156.25 2,351,156.25	96.42 4.15%	2,314,125.00 173.08	0.49% (37,031.25)	Aaa/AA+ AA+	2.50 2.38
91282CEW7	UNITED STATES TREASURY 3.25 06/30/2027	6,650,000.00	-- 3.12%	6,690,380.86 6,690,380.86	97.87 4.13%	6,508,427.75 90,443.61	1.38% (181,953.11)	Aaa/AA+ AA+	2.58 2.41
91282CFB2	UNITED STATES TREASURY 2.75 07/31/2027	1,300,000.00	08/22/2022 3.12%	1,277,960.94 1,277,960.94	96.51 4.15%	1,254,652.35 11,949.05	0.27% (23,308.59)	Aaa/AA+ AA+	2.67 2.51

# HOLDINGS REPORT



Cusip	Security Description	Par Value/ Units	Purchase Date Purchase Yield	Cost Value Book Value	Mkt Price Mkt YTM	Market Value Accrued Int.	% of Port. Gain/Loss	Moody's/ S&P/ Fitch	Maturity Duration
91282CFH9	UNITED STATES TREASURY 3.125 08/31/2027	3,450,000.00	-- 3.45%	3,399,517.58 3,399,517.58	97.40 4.13%	3,360,380.87 27,399.86	0.71% (39,136.71)	Aaa/AA+ AA+	2.75 2.57
91282CFM8	UNITED STATES TREASURY 4.125 09/30/2027	2,800,000.00	-- 4.37%	2,770,000.01 2,770,000.01	100.01 4.12%	2,800,328.13 19,673.08	0.59% 30,328.12	Aaa/AA+ AA+	2.83 2.63
91282CFZ9	UNITED STATES TREASURY 3.875 11/30/2027	4,600,000.00	-- 3.74%	4,628,085.94 4,628,085.94	99.32 4.12%	4,568,734.35 489.70	0.97% (59,351.59)	Aaa/AA+ AA+	3.00 2.80
91282CGC9	UNITED STATES TREASURY 3.875 12/31/2027	7,000,000.00	-- 3.78%	7,028,945.31 7,028,945.31	99.32 4.11%	6,952,148.42 113,512.23	1.47% (76,796.89)	Aaa/AA+ AA+	3.08 2.83
91282CGH8	UNITED STATES TREASURY 3.5 01/31/2028	7,000,000.00	02/16/2023 4.05%	6,828,007.81 6,828,007.81	98.16 4.13%	6,871,210.92 81,888.59	1.46% 43,203.11	Aaa/AA+ AA+	3.17 2.93
91282CGP0	UNITED STATES TREASURY 4.0 02/29/2028	7,000,000.00	02/23/2023 4.16%	6,949,960.94 6,949,960.94	99.62 4.13%	6,973,203.16 71,160.22	1.48% 23,242.22	Aaa/AA+ AA+	3.25 2.98
91282CHE4	UNITED STATES TREASURY 3.625 05/31/2028	7,000,000.00	06/14/2023 4.00%	6,884,335.94 6,884,335.94	98.40 4.12%	6,887,890.66 697.12	1.46% 3,554.72	Aaa/AA+ AA+	3.50 3.24
91282CHX2	UNITED STATES TREASURY 4.375 08/31/2028	1,900,000.00	09/25/2023 4.62%	1,879,960.94 1,879,960.94	100.84 4.13%	1,916,031.25 21,125.69	0.41% 36,070.31	Aaa/AA+ AA+	3.75 3.39
91282CJA0	UNITED STATES TREASURY 4.625 09/30/2028	5,800,000.00	10/04/2023 4.77%	5,763,296.88 5,763,296.88	101.76 4.12%	5,901,953.10 45,690.93	1.25% 138,656.22	Aaa/AA+ AA+	3.84 3.46
91282CJF9	UNITED STATES TREASURY 4.875 10/31/2028	2,000,000.00	10/27/2023 4.79%	2,007,578.13 2,007,578.13	102.70 4.12%	2,053,906.24 8,349.45	0.44% 46,328.11	Aaa/AA+ AA+	3.92 3.53
91282CJN2	UNITED STATES TREASURY 4.375 11/30/2028	3,400,000.00	12/28/2023 3.83%	3,482,875.00 3,482,875.00	100.95 4.12%	3,432,140.61 408.65	0.73% (50,734.39)	Aaa/AA+ AA+	4.00 3.63
91282CJR3	UNITED STATES TREASURY 3.75 12/31/2028	11,000,000.00	-- 3.99%	10,883,007.81 10,883,007.81	98.63 4.12%	10,849,179.66 172,622.28	2.30% (33,828.15)	Aaa/AA+ AA+	4.08 3.68
91282CJW2	UNITED STATES TREASURY 4.0 01/31/2029	5,000,000.00	02/13/2024 4.26%	4,943,164.06 4,943,164.06	99.55 4.12%	4,977,734.40 66,847.83	1.06% 34,570.34	Aaa/AA+ AA+	4.17 3.75
91282CKD2	UNITED STATES TREASURY 4.25 02/28/2029	7,000,000.00	02/27/2024 4.30%	6,985,234.38 6,985,234.38	100.52 4.11%	7,036,640.66 75,607.73	1.49% 51,406.28	Aaa/AA+ AA+	4.25 3.81
91282CKG5	UNITED STATES TREASURY 4.125 03/31/2029	7,000,000.00	04/10/2024 4.62%	6,848,515.63 6,848,515.63	100.04 4.11%	7,002,734.34 49,182.69	1.48% 154,218.71	Aaa/AA+ AA+	4.33 3.90
91282CKP5	UNITED STATES TREASURY 4.625 04/30/2029	7,000,000.00	-- 4.48%	7,043,730.48 7,043,730.48	102.07 4.11%	7,144,648.42 27,724.45	1.52% 100,917.94	Aaa/AA+ AA+	4.41 3.95
91282CKT7	UNITED STATES TREASURY 4.5 05/31/2029	4,400,000.00	06/20/2024 4.27%	4,445,375.00 4,445,375.00	101.64 4.10%	4,472,015.64 543.96	0.95% 26,640.64	Aaa/AA+ AA+	4.50 4.04
91282CKX8	UNITED STATES TREASURY 4.25 06/30/2029	4,000,000.00	07/18/2024 4.09%	4,028,281.25 4,028,281.25	100.59 4.11%	4,023,593.76 71,141.30	0.85% (4,687.49)	Aaa/AA+ AA+	4.58 4.05



# HOLDINGS REPORT



Cusip	Security Description	Par Value/ Units	Purchase Date Purchase Yield	Cost Value Book Value	Mkt Price Mkt YTM	Market Value Accrued Int.	% of Port. Gain/Loss	Moody's/ S&P/ Fitch	Maturity Duration
91282CLK5	UNITED STATES TREASURY 3.625 08/31/2029	8,000,000.00	09/11/2024 3.45%	8,062,812.50 8,062,812.50	98.01 4.09%	7,840,624.96 73,701.66	1.66% (222,187.54)	Aaa/AA+ AA+	4.75 4.27
91282CLN9	UNITED STATES TREASURY 3.5 09/30/2029	8,500,000.00	-- 3.66%	8,437,500.00 8,437,500.00	97.41 4.09%	8,280,195.27 50,673.08	1.76% (157,304.73)	Aaa/AA+ AA+	4.83 4.36
<b>Total US Treasury</b>		<b>156,245,000.00</b>	<b>3.37%</b>	<b>155,395,957.86</b>	<b>98.84</b> <b>4.17%</b>	<b>154,374,079.37</b> <b>1,117,900.01</b>	<b>32.73%</b> <b>(1,021,878.49)</b>	<b>Aaa/AA+</b> <b>AA+</b>	<b>3.24</b> <b>2.96</b>
<b>Total Portfolio</b>		<b>478,263,361.85</b>	<b>3.54%</b>	<b>473,357,676.99</b>	<b>88.52</b> <b>4.38%</b>	<b>471,591,196.66</b> <b>2,667,155.89</b>	<b>100.00%</b> <b>(1,766,480.33)</b>	<b>Aa2/AA</b> <b>AA</b>	<b>2.70</b> <b>2.31</b>
<b>Total Market Value + Accrued</b>						<b>474,258,352.56</b>			

# TRANSACTION LEDGER



Transaction Type	Settlement Date	CUSIP	Quantity	Security Description	Price	Acq/Disp Yield	Amount	Interest Pur/Sold	Total Amount	Gain/Loss
<b>ACQUISITIONS</b>										
Purchase	11/01/2024	60934N807	76,314.25	FEDERATED HRMS GV O SVC	1.000	4.51%	(76,314.25)	0.00	(76,314.25)	0.00
Purchase	11/04/2024	90LAIF\$00	1,200,000.00	Local Agency Investment Fund State Pool	1.000	4.49%	(1,200,000.00)	0.00	(1,200,000.00)	0.00
Purchase	11/04/2024	60934N807	2,611.05	FEDERATED HRMS GV O SVC	1.000	4.50%	(2,611.05)	0.00	(2,611.05)	0.00
Purchase	11/04/2024	60934N807	113,197.07	FEDERATED HRMS GV O SVC	1.000	4.50%	(113,197.07)	0.00	(113,197.07)	0.00
Purchase	11/05/2024	13063EGT7	0.00	CALIFORNIA ST 4.5 08/01/2029	100.527	4.38%	0.00	0.00	(4,418,161.65)	0.00
Purchase	11/05/2024	90LAIF\$00	500,000.00	Local Agency Investment Fund State Pool	1.000	4.49%	(500,000.00)	0.00	(500,000.00)	0.00
Purchase	11/06/2024	90LAIF\$00	300,000.00	Local Agency Investment Fund State Pool	1.000	4.49%	(300,000.00)	0.00	(300,000.00)	0.00
Purchase	11/07/2024	60934N807	15,750.00	FEDERATED HRMS GV O SVC	1.000	4.46%	(15,750.00)	0.00	(15,750.00)	0.00
Purchase	11/12/2024	60934N807	84,225.00	FEDERATED HRMS GV O SVC	1.000	4.46%	(84,225.00)	0.00	(84,225.00)	0.00
Purchase	11/12/2024	90LAIF\$00	3,200,000.00	Local Agency Investment Fund State Pool	1.000	4.49%	(3,200,000.00)	0.00	(3,200,000.00)	0.00
Purchase	11/13/2024	90LAIF\$00	300,000.00	Local Agency Investment Fund State Pool	1.000	4.49%	(300,000.00)	0.00	(300,000.00)	0.00
Purchase	11/15/2024	60934N807	322,452.41	FEDERATED HRMS GV O SVC	1.000	4.46%	(322,452.41)	0.00	(322,452.41)	0.00
Purchase	11/15/2024	60934N807	209,739.52	FEDERATED HRMS GV O SVC	1.000	4.46%	(209,739.52)	0.00	(209,739.52)	0.00
Purchase	11/18/2024	60934N807	92,102.63	FEDERATED HRMS GV O SVC	1.000	4.29%	(92,102.63)	0.00	(92,102.63)	0.00
Purchase	11/18/2024	60934N807	59,092.13	FEDERATED HRMS GV O SVC	1.000	4.29%	(59,092.13)	0.00	(59,092.13)	0.00
Purchase	11/18/2024	90LAIF\$00	200,000.00	Local Agency Investment Fund State Pool	1.000	4.49%	(200,000.00)	0.00	(200,000.00)	0.00

# TRANSACTION LEDGER



Transaction Type	Settlement Date	CUSIP	Quantity	Security Description	Price	Acq/Disp Yield	Amount	Interest Pur/Sold	Total Amount	Gain/Loss
Purchase	11/20/2024	60934N807	6,715.05	FEDERATED HRMS GV O SVC	1.000	4.29%	(6,715.05)	0.00	(6,715.05)	0.00
Purchase	11/21/2024	60934N807	39,950.63	FEDERATED HRMS GV O SVC	1.000	4.29%	(39,950.63)	0.00	(39,950.63)	0.00
Purchase	11/21/2024	60934N807	174.86	FEDERATED HRMS GV O SVC	1.000	4.29%	(174.86)	0.00	(174.86)	0.00
Purchase	11/25/2024	60934N807	51,038.35	FEDERATED HRMS GV O SVC	1.000	4.28%	(51,038.35)	0.00	(51,038.35)	0.00
Purchase	11/25/2024	60934N807	161,935.62	FEDERATED HRMS GV O SVC	1.000	4.28%	(161,935.62)	0.00	(161,935.62)	0.00
Purchase	11/25/2024	90LAIF\$00	10,700,000.00	Local Agency Investment Fund State Pool	1.000	4.49%	(10,700,000.00)	0.00	(10,700,000.00)	0.00
<b>Total Purchase</b>			<b>17,635,298.57</b>				<b>(17,635,298.57)</b>	<b>0.00</b>	<b>(22,053,460.22)</b>	<b>0.00</b>
<b>TOTAL ACQUISITIONS</b>			<b>17,635,298.57</b>				<b>(17,635,298.57)</b>	<b>0.00</b>	<b>(22,053,460.22)</b>	<b>0.00</b>
<b>OTHER</b>										
Sale	11/05/2024	60934N807	(4,418,161.65)	FEDERATED HRMS GV O SVC	1.000	4.48%	4,418,161.65	0.00	4,418,161.65	0.00
Sale	11/07/2024	90LAIF\$00	(5,100,000.00)	Local Agency Investment Fund State Pool	1.000	4.49%	5,100,000.00	0.00	5,100,000.00	0.00
Sale	11/14/2024	90LAIF\$00	(1,200,000.00)	Local Agency Investment Fund State Pool	1.000	4.49%	1,200,000.00	0.00	1,200,000.00	0.00
Sale	11/19/2024	90LAIF\$00	(200,000.00)	Local Agency Investment Fund State Pool	1.000	4.49%	200,000.00	0.00	200,000.00	0.00
Sale	11/20/2024	90LAIF\$00	(2,500,000.00)	Local Agency Investment Fund State Pool	1.000	4.49%	2,500,000.00	0.00	2,500,000.00	0.00
Sale	11/21/2024	90LAIF\$00	(2,900,000.00)	Local Agency Investment Fund State Pool	1.000	4.49%	2,900,000.00	0.00	2,900,000.00	0.00
Sale	11/26/2024	90LAIF\$00	(900,000.00)	Local Agency Investment Fund State Pool	1.000	4.49%	900,000.00	0.00	900,000.00	0.00
Sale	11/27/2024	90LAIF\$00	(400,000.00)	Local Agency Investment Fund State Pool	1.000	4.49%	400,000.00	0.00	400,000.00	0.00
<b>Total Sale</b>			<b>(17,618,161.65)</b>				<b>17,618,161.65</b>	<b>0.00</b>	<b>17,618,161.65</b>	<b>0.00</b>

# TRANSACTION LEDGER



Transaction Type	Settlement Date	CUSIP	Quantity	Security Description	Price	Acq/Disp Yield	Amount	Interest Pur/Sold	Total Amount	Gain/Loss
<b>TOTAL OTHER TRANSACTIONS</b>			<b>(17,618,161.65)</b>				<b>17,618,161.65</b>	<b>0.00</b>	<b>17,618,161.65</b>	<b>0.00</b>
<b>OTHER</b>										
Cash Transfer	11/03/2024	CCYUSD	2,300,000.00	Cash		0.00%	2,300,000.00	0.00	2,300,000.00	0.00
Cash Transfer	11/04/2024	CCYUSD	(2,300,000.00)	Cash		0.00%	(2,300,000.00)	0.00	(2,300,000.00)	0.00
Cash Transfer	11/30/2024	CCYUSD	3,200,000.00	Cash		0.00%	3,200,000.00	0.00	3,200,000.00	0.00
<b>Total Cash Transfer</b>			<b>3,200,000.00</b>				<b>3,200,000.00</b>	<b>0.00</b>	<b>3,200,000.00</b>	<b>0.00</b>
Coupon	11/01/2024	06367WB85	0.00	BANK OF MONTREAL 1.85 05/01/2025		0.85%	25,539.25	0.00	25,539.25	0.00
Coupon	11/01/2024	3137BSP72	0.00	FHMS K-058 A2 2.653 08/25/2026		1.37%	3,316.25	0.00	3,316.25	0.00
Coupon	11/01/2024	3137BSRE5	0.00	FHMS K-059 A2 3.12 09/25/2026		2.09%	7,800.00	0.00	7,800.00	0.00
Coupon	11/01/2024	3137F4D41	0.00	FHMS K-074 A2 3.6 01/25/2028		4.22%	9,000.00	0.00	9,000.00	0.00
Coupon	11/01/2024	3137FG6X8	0.00	FHMS K-077 A2 3.85 05/25/2028		4.29%	17,068.33	0.00	17,068.33	0.00
Coupon	11/01/2024	3137FETN0	0.00	FHMS K-073 A2 3.35 01/25/2028		4.42%	16,750.00	0.00	16,750.00	0.00
Coupon	11/01/2024	3137FGR31	0.00	FHMS K-078 A2 3.854 06/25/2028		4.45%	6,413.70	0.00	6,413.70	0.00
Coupon	11/01/2024	3137FEBQ2	0.00	FHMS K-072 A2 3.444 12/25/2027		4.56%	13,460.30	0.00	13,460.30	0.00
Coupon	11/01/2024	3137H4BY5	0.00	FHMS K-746 A2 2.031 09/25/2028		4.56%	8,462.50	0.00	8,462.50	0.00
Coupon	11/01/2024	3137FBBX3	0.00	FHMS K-068 A2 3.244 08/25/2027		4.67%	7,163.83	0.00	7,163.83	0.00
Coupon	11/01/2024	3137FJKE8	0.00	FHMS K-082 A2 3.92 09/25/2028		4.85%	8,166.67	0.00	8,166.67	0.00
Coupon	11/01/2024	3137FLMV3	0.00	FHMS K-090 A2 3.422 02/25/2029		4.87%	14,115.75	0.00	14,115.75	0.00
Coupon	11/01/2024	3137FLYV0	0.00	FHMS K-092 A2 3.298 04/25/2029		4.94%	8,245.00	0.00	8,245.00	0.00

# TRANSACTION LEDGER



Transaction Type	Settlement Date	CUSIP	Quantity	Security Description	Price	Acq/Disp Yield	Amount	Interest Pur/Sold	Total Amount	Gain/Loss
Coupon	11/01/2024	3137H5YC5	0.00	FHMS K-748 A2 2.26 01/25/2029		4.95%	15,066.66	0.00	15,066.66	0.00
Coupon	11/01/2024	3137FJEH8	0.00	FHMS K-081 A2 3.9 08/25/2028		5.04%	10,231.00	0.00	10,231.00	0.00
Coupon	11/01/2024	74460DAD1	0.00	PUBLIC STORAGE OPERATING CO 3.385 05/01/2029		5.21%	50,775.00	0.00	50,775.00	0.00
Coupon	11/07/2024	3135G06G3	0.00	FEDERAL NATIONAL MORTGAGE ASSOCIATION 0.5 11/07/2025		0.57%	15,750.00	0.00	15,750.00	0.00
Coupon	11/10/2024	037833ET3	0.00	APPLE INC 4.0 05/10/2028		4.01%	33,000.00	0.00	33,000.00	0.00
Coupon	11/10/2024	665859AW4	0.00	NORTHERN TRUST CORP 4.0 05/10/2027		4.04%	26,900.00	0.00	26,900.00	0.00
Coupon	11/12/2024	023135BX3	0.00	AMAZON.COM INC 1.0 05/12/2026		1.09%	24,325.00	0.00	24,325.00	0.00
Coupon	11/15/2024	47789QAC4	0.00	JDOT 2021-B A3 0.52 03/16/2026		0.52%	106.11	0.00	106.11	0.00
Coupon	11/15/2024	89238JAC9	0.00	TAOT 2021-D A3 0.71 04/15/2026		0.71%	140.03	0.00	140.03	0.00
Coupon	11/15/2024	44935FAD6	0.00	HART 2021-C A3 0.74 05/15/2026		0.75%	86.21	0.00	86.21	0.00
Coupon	11/15/2024	91324PEC2	0.00	UNITEDHEALTH GROUP INC 1.15 05/15/2026		1.08%	4,628.75	0.00	4,628.75	0.00
Coupon	11/15/2024	43815BAC4	0.00	HAROT 2022-1 A3 1.88 05/15/2026		1.88%	1,061.45	0.00	1,061.45	0.00
Coupon	11/15/2024	448977AD0	0.00	HART 2022-A A3 2.22 10/15/2026		2.22%	1,057.96	0.00	1,057.96	0.00
Coupon	11/15/2024	47787JAC2	0.00	JDOT 2022 A3 0.36 09/15/2026		2.33%	753.58	0.00	753.58	0.00
Coupon	11/15/2024	02582JIT8	0.00	AMXCA 2022-2 A 3.39 05/17/2027		3.40%	7,811.13	0.00	7,811.13	0.00
Coupon	11/15/2024	91324PEG3	0.00	UNITEDHEALTH GROUP INC 3.7 05/15/2027		3.69%	25,252.50	0.00	25,252.50	0.00

# TRANSACTION LEDGER



Transaction Type	Settlement Date	CUSIP	Quantity	Security Description	Price	Acq/Disp Yield	Amount	Interest Pur/Sold	Total Amount	Gain/Loss
Coupon	11/15/2024	92970QAE5	0.00	WFCIT 2024-2 A 4.29 10/15/2029		4.29%	5,830.83	0.00	5,830.83	0.00
Coupon	11/15/2024	26442CAX2	0.00	DUKE ENERGY CAROLINAS LLC 3.95 11/15/2028		4.81%	64,780.00	0.00	64,780.00	0.00
Coupon	11/15/2024	05522RDH8	0.00	BACCT 2023-2 A 4.98 11/16/2026		4.85%	8,300.00	0.00	8,300.00	0.00
Coupon	11/15/2024	05522RDJ4	0.00	BACCT 2024-1 A 4.93 05/15/2029		4.93%	8,606.96	0.00	8,606.96	0.00
Coupon	11/15/2024	448973AD9	0.00	HART 2024-A A3 4.99 02/15/2029		4.98%	8,316.67	0.00	8,316.67	0.00
Coupon	11/15/2024	47800CAC0	0.00	JDOT 2023 A3 5.01 11/15/2027		5.01%	7,849.00	0.00	7,849.00	0.00
Coupon	11/15/2024	161571HT4	0.00	CHAIT 2023-1 A 5.16 09/15/2028		5.17%	15,673.50	0.00	15,673.50	0.00
Coupon	11/15/2024	47786WAD2	0.00	JDOT 2024-B A3 5.2 03/15/2029		5.20%	9,100.00	0.00	9,100.00	0.00
Coupon	11/15/2024	437918AC9	0.00	HAROT 2024-1 A3 5.21 08/15/2028		5.21%	14,913.63	0.00	14,913.63	0.00
Coupon	11/15/2024	02582JKH2	0.00	AMXCA 2024-1 A 5.23 04/16/2029		5.23%	13,380.08	0.00	13,380.08	0.00
Coupon	11/15/2024	58770JAD6	0.00	MBALT 2024-A A3 5.32 01/18/2028		5.32%	4,810.17	0.00	4,810.17	0.00
Coupon	11/15/2024	44934FAD7	0.00	HALST 2024-B A3 5.41 05/17/2027		5.41%	7,280.96	0.00	7,280.96	0.00
Coupon	11/16/2024	362554AC1	0.00	GMCAR 2021-4 A3 0.68 09/16/2026		0.68%	126.13	0.00	126.13	0.00
Coupon	11/16/2024	380146AC4	0.00	GMCAR 2022-1 A3 1.26 11/16/2026		1.26%	245.83	0.00	245.83	0.00
Coupon	11/16/2024	36268GAD7	0.00	GMCAR 2024-1 A3 4.85 12/18/2028		4.90%	8,022.71	0.00	8,022.71	0.00
Coupon	11/17/2024	58933YBH7	0.00	MERCK & CO INC 4.05 05/17/2028		4.05%	39,993.75	0.00	39,993.75	0.00
Coupon	11/18/2024	22160KAM7	0.00	COSTCO WHOLESALE CORP 3.0 05/18/2027		3.53%	37,500.00	0.00	37,500.00	0.00

# TRANSACTION LEDGER



Transaction Type	Settlement Date	CUSIP	Quantity	Security Description	Price	Acq/Disp Yield	Amount	Interest Pur/Sold	Total Amount	Gain/Loss
Coupon	11/18/2024	437930AC4	0.00	HONDO-242-A3 5.27 11/20/2028		5.27%	6,214.21	0.00	6,214.21	0.00
Coupon	11/20/2024	36269WAD1	0.00	GMALT 2024-2 A3 5.39 07/20/2027		5.39%	6,715.05	0.00	6,715.05	0.00
Coupon	11/21/2024	43815GAC3	0.00	HAROT 2021-4 A3 0.88 01/21/2026		0.89%	174.86	0.00	174.86	0.00
Coupon	11/25/2024	05602RAD3	0.00	BMWOT 2022-A A3 3.21 08/25/2026		3.21%	1,198.21	0.00	1,198.21	0.00
Coupon	11/25/2024	05611UAD5	0.00	BMWLT 2024-1 A3 4.98 03/25/2027		5.01%	7,470.00	0.00	7,470.00	0.00
Coupon	11/25/2024	096919AD7	0.00	BMWOT 2024-A A3 5.18 02/26/2029		5.18%	8,007.42	0.00	8,007.42	0.00
<b>Total Coupon</b>			<b>0.00</b>				<b>646,956.93</b>	<b>0.00</b>	<b>646,956.93</b>	<b>0.00</b>
Dividend	10/31/2024	60934N807	0.00	FEDERATED HRMS GV O SVC		4.51%	115,808.12	0.00	115,808.12	0.00
<b>Total Dividend</b>			<b>0.00</b>				<b>115,808.12</b>	<b>0.00</b>	<b>115,808.12</b>	<b>0.00</b>
Principal Paydown	11/15/2024	47789QAC4	48,803.76	JDOT 2021-B A3 0.52 03/16/2026		0.52%	48,803.76	--	48,803.76	4.36
Principal Paydown	11/15/2024	89238JAC9	39,255.87	TAOT 2021-D A3 0.71 04/15/2026		0.71%	39,255.87	--	39,255.87	0.84
Principal Paydown	11/15/2024	44935FAD6	32,549.05	HART 2021-C A3 0.74 05/15/2026		0.75%	32,549.05	--	32,549.05	7.26
Principal Paydown	11/15/2024	43815BAC4	81,562.12	HAROT 2022-1 A3 1.88 05/15/2026		1.88%	81,562.12	--	81,562.12	12.27
Principal Paydown	11/15/2024	448977AD0	66,504.28	HART 2022-A A3 2.22 10/15/2026		2.22%	66,504.28	--	66,504.28	2.56
Principal Paydown	11/15/2024	47787JAC2	53,777.33	JDOT 2022 A3 0.36 09/15/2026		2.33%	53,777.33	--	53,777.33	11.90
Principal Paydown	11/16/2024	362554AC1	30,529.79	GMCAR 2021-4 A3 0.68 09/16/2026		0.68%	30,529.79	--	30,529.79	0.77
Principal Paydown	11/16/2024	380146AC4	28,562.34	GMCAR 2022-1 A3 1.26 11/16/2026		1.26%	28,562.34	--	28,562.34	2.48
Principal Paydown	11/21/2024	43815GAC3	39,950.63	HAROT 2021-4 A3 0.88 01/21/2026		0.89%	39,950.63	--	39,950.63	8.42

# TRANSACTION LEDGER



Transaction Type	Settlement Date	CUSIP	Quantity	Security Description	Price	Acq/Disp Yield	Amount	Interest Pur/Sold	Total Amount	Gain/Loss
Principal Paydown	11/25/2024	05602RAD3	51,038.35	BMWOT 2022-A A3 3.21 08/25/2026		3.21%	51,038.35	--	51,038.35	2.65
<b>Total Principal Paydown</b>			<b>472,533.52</b>				<b>472,533.52</b>	<b>--</b>	<b>472,533.52</b>	<b>53.51</b>
<b>TOTAL OTHER TRANSACTIONS</b>			<b>3,672,533.52</b>				<b>4,435,298.57</b>	<b>0.00</b>	<b>4,435,298.57</b>	<b>53.51</b>



# INCOME EARNED



Cusip	Security Description	Trade Date Settle Date Units	Book Value: Begin Book Value: Acq Book Value: Disp Book Value: End	Prior Accrued Inc. Received Ending Accrued Total Interest	Accr. Of Discount Amort. Of Premium Net Accret/Amort Income Earned	Total Income
<b>CASH &amp; EQUIVALENTS</b>						
60934N807	FEDERATED HRMS GV O SVC	21,334,955.28	24,517,818.36 1,235,298.57 (4,418,161.65) 21,334,955.28	0.00 115,808.12 0.00 115,808.12	0.00 0.00 0.00 115,808.12	115,808.12
CCYUSD	Cash	0.00	0.00 0.00 0.00 0.00	0.00 0.00 0.00 0.00	0.00 0.00 0.00 0.00	0.00
CCYUSD	Payable	0.00	(4,418,161.65) 0.00 0.00 0.00	0.00 0.00 0.00 0.00	0.00 0.00 0.00 0.00	0.00
CCYUSD	Receivable	702,323.17	184,025.41 0.00 0.00 702,323.17	0.00 0.00 0.00 0.00	0.00 0.00 0.00 0.00	0.00
<b>Total Cash &amp; Equivalents</b>		<b>22,037,278.45</b>	<b>20,283,682.12</b> <b>1,235,298.57</b> <b>(4,418,161.65)</b> <b>22,037,278.45</b>	<b>0.00</b> <b>115,808.12</b> <b>0.00</b> <b>115,808.12</b>	<b>0.00</b> <b>0.00</b> <b>0.00</b> <b>115,808.12</b>	<b>115,808.12</b>
<b>FIXED INCOME</b>						
023135BX3	AMAZON.COM INC 1.0 05/12/2026	05/10/2021 05/12/2021 4,865,000.00	4,843,983.20 0.00 0.00 4,843,983.20	22,838.47 24,325.00 2,567.64 4,054.17	0.00 0.00 0.00 4,054.17	4,054.17
02582JIT8	AMXCA 2022-2 A 3.39 05/17/2027	05/17/2022 05/24/2022 2,765,000.00	2,764,388.38 0.00 0.00 2,764,388.38	4,165.93 7,811.13 4,165.93 7,811.13	0.00 0.00 0.00 7,811.13	7,811.13
02582JKH2	AMXCA 2024-1 A 5.23 04/16/2029	04/16/2024 04/23/2024 3,070,000.00	3,069,370.65 0.00 0.00 3,069,370.65	7,136.04 13,380.08 7,136.04 13,380.08	0.00 0.00 0.00 13,380.08	13,380.08

# INCOME EARNED



Cusip	Security Description	Trade Date Settle Date Units	Book Value: Begin Book Value: Acq Book Value: Disp Book Value: End	Prior Accrued Inc. Received Ending Accrued Total Interest	Accr. Of Discount Amort. Of Premium Net Accret/Amort Income Earned	Total Income
037833ET3	APPLE INC 4.0 05/10/2028	05/08/2023 05/10/2023 1,650,000.00	1,649,083.50 0.00 0.00 1,649,083.50	31,350.00 33,000.00 3,850.00 5,500.00	0.00 0.00 0.00 5,500.00	5,500.00
05522RDH8	BACCT 2023-2 A 4.98 11/16/2026	03/25/2024 03/27/2024 2,000,000.00	2,006,484.38 0.00 0.00 2,006,484.38	4,426.67 8,300.00 4,426.67 8,300.00	0.00 0.00 0.00 8,300.00	8,300.00
05522RDJ4	BACCT 2024-1 A 4.93 05/15/2029	06/06/2024 06/13/2024 2,095,000.00	2,094,882.47 0.00 0.00 2,094,882.47	4,590.38 8,606.96 4,590.38 8,606.96	0.00 0.00 0.00 8,606.96	8,606.96
05602RAD3	BMWOT 2022-A A3 3.21 08/25/2026	05/10/2022 05/18/2022 396,889.82	447,904.87 0.00 (51,035.70) 396,869.18	239.64 1,198.21 212.34 1,170.90	0.00 0.00 0.00 1,170.90	1,170.90
05611UAD5	BMWLT 2024-1 A3 4.98 03/25/2027	03/25/2024 03/27/2024 1,800,000.00	1,798,382.81 0.00 0.00 1,798,382.81	1,494.00 7,470.00 1,494.00 7,470.00	0.00 0.00 0.00 7,470.00	7,470.00
06051GJD2	BANK OF AMERICA CORP 1.319 06/19/2026	3,000,000.00	3,007,920.00 0.00 0.00 3,007,920.00	14,509.00 0.00 17,806.50 3,297.50	0.00 0.00 0.00 3,297.50	3,297.50
06367WB85	BANK OF MONTREAL 1.85 05/01/2025	07/23/2021 07/27/2021 2,761,000.00	2,862,660.02 0.00 0.00 2,862,660.02	25,539.25 25,539.25 4,256.54 4,256.54	0.00 0.00 0.00 4,256.54	4,256.54
096919AD7	BMWOT 2024-A A3 5.18 02/26/2029	06/04/2024 06/11/2024 1,855,000.00	1,854,718.23 0.00 0.00 1,854,718.23	1,601.48 8,007.42 1,601.48 8,007.42	0.00 0.00 0.00 8,007.42	8,007.42
13063EGT7	CALIFORNIA ST 4.5 08/01/2029	10/30/2024 11/05/2024 4,395,000.00	4,418,161.65 0.00 0.00 4,418,161.65	0.00 0.00 14,283.75 14,283.75	0.00 0.00 0.00 14,283.75	14,283.75

# INCOME EARNED



Cusip	Security Description	Trade Date Settle Date Units	Book Value: Begin Book Value: Acq Book Value: Disp Book Value: End	Prior Accrued Inc. Received Ending Accrued Total Interest	Accr. Of Discount Amort. Of Premium Net Accret/Amort Income Earned	Total Income
14913UAJ9	CATERPILLAR FINANCIAL SERVICES CORP 4.85	03/19/2024 03/21/2024 2,500,000.00	2,504,150.00 0.00 0.00 2,504,150.00	21,555.56 0.00 31,659.72 10,104.17	0.00 0.00 0.00 10,104.17	10,104.17
161571HT4	CHAIT 2023-1 A 5.16	09/07/2023 09/15/2023 3,645,000.00	3,643,989.61 0.00 0.00 3,643,989.61	8,359.20 15,673.50 8,359.20 15,673.50	0.00 0.00 0.00 15,673.50	15,673.50
171239AL0	CHUBB INA HOLDINGS LLC 4.65	08/15/2029 3,700,000.00	3,722,196.12 0.00 0.00 3,722,196.12	43,490.42 0.00 57,827.92 14,337.50	0.00 0.00 0.00 14,337.50	14,337.50
17275RBR2	CISCO SYSTEMS INC 4.85	02/21/2024 02/26/2024 1,960,000.00	1,959,314.00 0.00 0.00 1,959,314.00	17,163.61 0.00 25,085.28 7,921.67	0.00 0.00 0.00 7,921.67	7,921.67
22160KAM7	COSTCO WHOLESALE CORP 3.0	05/18/2027 07/15/2022 07/19/2022 2,500,000.00	2,441,975.00 0.00 0.00 2,441,975.00	33,958.33 37,500.00 2,708.33 6,250.00	0.00 0.00 0.00 6,250.00	6,250.00
24422EWR6	JOHN DEERE CAPITAL CORP 4.75	01/20/2028 01/23/2023 01/25/2023 2,450,000.00	2,487,705.50 0.00 0.00 2,487,705.50	32,649.65 0.00 42,347.57 9,697.92	0.00 0.00 0.00 9,697.92	9,697.92
26442CAX2	DUKE ENERGY CAROLINAS LLC 3.95	11/15/2028 12/06/2023 12/08/2023 3,280,000.00	3,156,836.00 0.00 0.00 3,156,836.00	59,741.56 64,780.00 5,758.22 10,796.67	0.00 0.00 0.00 10,796.67	10,796.67
26442UAH7	DUKE ENERGY PROGRESS LLC 3.45	03/15/2029 05/10/2024 05/14/2024 1,500,000.00	1,396,687.88 0.00 0.00 1,396,687.88	6,612.50 0.00 10,925.00 4,312.50	0.00 0.00 0.00 4,312.50	4,312.50
30303M8S4	META PLATFORMS INC 4.3	08/15/2029 08/12/2024 08/15/2024 2,280,000.00	2,276,460.36 0.00 0.00 2,276,460.36	22,331.33 0.00 30,501.33 8,170.00	0.00 0.00 0.00 8,170.00	8,170.00

# INCOME EARNED



Cusip	Security Description	Trade Date Settle Date Units	Book Value: Begin Book Value: Acq Book Value: Disp Book Value: End	Prior Accrued Inc. Received Ending Accrued Total Interest	Accr. Of Discount Amort. Of Premium Net Accret/Amort Income Earned	Total Income
3130AWN63	FEDERAL HOME LOAN BANKS 4.0 06/30/2028	08/21/2023 08/23/2023 3,000,000.00	2,931,360.00 0.00 0.00 2,931,360.00	40,333.33 0.00 50,333.33 10,000.00	0.00 0.00 0.00 10,000.00	10,000.00
3135G03U5	FEDERAL NATIONAL MORTGAGE ASSOCIATION 0.625 04/22/2025	04/22/2020 04/24/2020 5,270,000.00	5,259,143.80 0.00 0.00 5,259,143.80	823.44 0.00 3,568.23 2,744.79	0.00 0.00 0.00 2,744.79	2,744.79
3135G04Z3	FEDERAL NATIONAL MORTGAGE ASSOCIATION 0.5 06/17/2025	6,200,000.00	6,196,731.90 0.00 0.00 6,196,731.90	11,538.89 0.00 14,122.22 2,583.33	0.00 0.00 0.00 2,583.33	2,583.33
3135G05X7	FEDERAL NATIONAL MORTGAGE ASSOCIATION 0.375 08/25/2025	6,285,000.00	6,260,439.20 0.00 0.00 6,260,439.20	4,320.94 0.00 6,285.00 1,964.06	0.00 0.00 0.00 1,964.06	1,964.06
3135G06G3	FEDERAL NATIONAL MORTGAGE ASSOCIATION 0.5 11/07/2025	6,300,000.00	6,279,895.00 0.00 0.00 6,279,895.00	15,225.00 15,750.00 2,100.00 2,625.00	0.00 0.00 0.00 2,625.00	2,625.00
3135G0X24	FEDERAL NATIONAL MORTGAGE ASSOCIATION 1.625 01/07/2025	4,220,000.00	4,282,878.20 0.00 0.00 4,282,878.20	21,715.42 0.00 27,430.00 5,714.58	0.00 0.00 0.00 5,714.58	5,714.58
3137BSP72	FHMS K-058 A2 2.653 08/25/2026	11/12/2021 11/17/2021 1,500,000.00	1,586,425.78 0.00 0.00 1,586,425.78	3,316.25 3,316.25 3,316.25 3,316.25	0.00 0.00 0.00 3,316.25	3,316.25
3137BSRE5	FHMS K-059 A2 3.12 09/25/2026	02/18/2022 02/24/2022 3,000,000.00	3,128,437.50 0.00 0.00 3,128,437.50	7,800.00 7,800.00 7,800.00 7,800.00	0.00 0.00 0.00 7,800.00	7,800.00
3137EAEP0	FEDERAL HOME LOAN MORTGAGE CORP 1.5 02/12/2025	02/13/2020 02/14/2020 825,000.00	824,364.75 0.00 0.00 824,364.75	2,715.63 0.00 3,746.88 1,031.25	0.00 0.00 0.00 1,031.25	1,031.25

# INCOME EARNED



Cusip	Security Description	Trade Date Settle Date Units	Book Value: Begin Book Value: Acq Book Value: Disp Book Value: End	Prior Accrued Inc. Received Ending Accrued Total Interest	Accr. Of Discount Amort. Of Premium Net Accret/Amort Income Earned	Total Income
3137EAEU9	FEDERAL HOME LOAN MORTGAGE CORP 0.375 07/21/2025	6,300,000.00	6,277,899.60 0.00 0.00 6,277,899.60	6,562.50 0.00 8,531.25 1,968.75	0.00 0.00 0.00 1,968.75	1,968.75
3137EAEX3	FEDERAL HOME LOAN MORTGAGE CORP 0.375 09/23/2025	6,295,000.00	6,276,346.05 0.00 0.00 6,276,346.05	2,491.77 0.00 4,458.96 1,967.19	0.00 0.00 0.00 1,967.19	1,967.19
3137F4D41	FHMS K-074 A2 3.6 01/25/2028	03/16/2023 03/21/2023 3,000,000.00	2,911,054.69 0.00 0.00 2,911,054.69	9,000.00 9,000.00 9,000.00 9,000.00	0.00 0.00 0.00 9,000.00	9,000.00
3137FBBX3	FHMS K-068 A2 3.244 08/25/2027	11/02/2022 11/07/2022 2,650,000.00	2,482,408.20 0.00 0.00 2,482,408.20	7,163.83 7,163.83 7,163.83 7,163.83	0.00 0.00 0.00 7,163.83	7,163.83
3137FEBQ2	FHMS K-072 A2 3.444 12/25/2027	07/20/2023 07/25/2023 4,690,000.00	4,471,072.27 0.00 0.00 4,471,072.27	13,460.30 13,460.30 13,460.30 13,460.30	0.00 0.00 0.00 13,460.30	13,460.30
3137FETN0	FHMS K-073 A2 3.35 01/25/2028	6,000,000.00	5,707,999.69 0.00 0.00 5,707,999.69	16,750.00 16,750.00 16,750.00 16,750.00	0.00 0.00 0.00 16,750.00	16,750.00
3137FG6X8	FHMS K-077 A2 3.85 05/25/2028	5,320,000.00	5,229,125.01 0.00 0.00 5,229,125.01	17,068.33 17,068.33 17,068.33 17,068.33	0.00 0.00 0.00 17,068.33	17,068.33
3137FGR31	FHMS K-078 A2 3.854 06/25/2028	06/22/2023 06/27/2023 1,997,000.00	1,951,677.46 0.00 0.00 1,951,677.46	6,413.70 6,413.70 6,413.70 6,413.70	0.00 0.00 0.00 6,413.70	6,413.70
3137FJEH8	FHMS K-081 A2 3.9 08/25/2028	09/05/2023 09/08/2023 3,148,000.00	3,015,685.63 0.00 0.00 3,015,685.63	10,231.00 10,231.00 10,231.00 10,231.00	0.00 0.00 0.00 10,231.00	10,231.00

# INCOME EARNED



Cusip	Security Description	Trade Date Settle Date Units	Book Value: Begin Book Value: Acq Book Value: Disp Book Value: End	Prior Accrued Inc. Received Ending Accrued Total Interest	Accr. Of Discount Amort. Of Premium Net Accret/Amort Income Earned	Total Income
3137FJKE8	FHMS K-082 A2 3.92 09/25/2028	11/28/2023 12/01/2023 2,500,000.00	2,411,328.13 0.00 0.00 2,411,328.13	8,166.67 8,166.67 8,166.67 8,166.67	0.00 0.00 0.00 8,166.67	8,166.67
3137FLMV3	FHMS K-090 A2 3.422 02/25/2029	05/30/2024 06/04/2024 4,950,000.00	4,637,144.53 0.00 0.00 4,637,144.53	14,115.75 14,115.75 14,115.75 14,115.75	0.00 0.00 0.00 14,115.75	14,115.75
3137FLYV0	FHMS K-092 A2 3.298 04/25/2029	04/19/2024 04/25/2024 3,000,000.00	2,775,468.75 0.00 0.00 2,775,468.75	8,245.00 8,245.00 8,245.00 8,245.00	0.00 0.00 0.00 8,245.00	8,245.00
3137H4BY5	FHMS K-746 A2 2.031 09/25/2028	03/21/2024 03/25/2024 5,000,000.00	4,480,468.75 0.00 0.00 4,480,468.75	8,462.50 8,462.50 8,462.50 8,462.50	0.00 0.00 0.00 8,462.50	8,462.50
3137H5YC5	FHMS K-748 A2 2.26 01/25/2029	8,000,000.00	7,168,164.07 0.00 0.00 7,168,164.07	15,066.67 15,066.66 15,066.67 15,066.66	0.00 0.00 0.00 15,066.66	15,066.66
362554AC1	GMCAR 2021-4 A3 0.68 09/16/2026	10/13/2021 10/21/2021 192,050.59	222,574.70 0.00 (30,529.02) 192,045.69	63.06 126.13 54.41 117.48	0.00 0.00 0.00 117.48	117.48
36268GAD7	GMCAR 2024-1 A3 4.85 12/18/2028	03/25/2024 03/27/2024 1,985,000.00	1,980,890.43 0.00 0.00 1,980,890.43	4,011.35 8,022.71 4,011.35 8,022.71	0.00 0.00 0.00 8,022.71	8,022.71
36269WAD1	GMALT 2024-2 A3 5.39 07/20/2027	05/07/2024 05/16/2024 1,495,000.00	1,494,913.14 0.00 0.00 1,494,913.14	2,462.18 6,715.05 2,462.18 6,715.05	0.00 0.00 0.00 6,715.05	6,715.05
380146AC4	GMCAR 2022-1 A3 1.26 11/16/2026	01/11/2022 01/19/2022 205,562.16	234,104.16 0.00 (28,559.86) 205,544.29	122.92 245.83 107.92 230.83	0.00 0.00 0.00 230.83	230.83

# INCOME EARNED



Cusip	Security Description	Trade Date Settle Date Units	Book Value: Begin Book Value: Acq Book Value: Disp Book Value: End	Prior Accrued Inc. Received Ending Accrued Total Interest	Accr. Of Discount Amort. Of Premium Net Accret/Amort Income Earned	Total Income
40139LBC6	GUARDIAN LIFE GLOBAL FUNDING 0.875 12/10/2025	3,000,000.00	2,969,700.00 0.00 0.00 2,969,700.00	10,281.25 0.00 12,468.75 2,187.50	0.00 0.00 0.00 2,187.50	2,187.50
40139LBJ1	GUARDIAN LIFE GLOBAL FUNDING 4.179 09/26/2029	09/23/2024 09/26/2024 3,050,000.00	3,050,000.00 0.00 0.00 3,050,000.00	12,391.90 0.00 23,013.52 10,621.63	0.00 0.00 0.00 10,621.63	10,621.63
437076DC3	HOME DEPOT INC 4.75 06/25/2029	06/20/2024 06/25/2024 3,000,000.00	2,987,610.00 0.00 0.00 2,987,610.00	49,875.00 0.00 61,750.00 11,875.00	0.00 0.00 0.00 11,875.00	11,875.00
437918AC9	HAROT 2024-1 A3 5.21 08/15/2028	02/13/2024 02/21/2024 3,435,000.00	3,434,850.58 0.00 0.00 3,434,850.58	7,953.93 14,913.63 7,953.93 14,913.63	0.00 0.00 0.00 14,913.63	14,913.63
437930AC4	HONDO-242-A3 5.27 11/20/2028	05/14/2024 05/21/2024 1,415,000.00	1,414,828.08 0.00 0.00 1,414,828.08	2,692.82 6,214.21 2,692.82 6,214.21	0.00 0.00 0.00 6,214.21	6,214.21
43815BAC4	HAROT 2022-1 A3 1.88 05/15/2026	02/15/2022 02/23/2022 595,959.24	677,419.46 0.00 (81,549.85) 595,869.60	566.11 1,061.45 497.96 993.30	0.00 0.00 0.00 993.30	993.30
43815GAC3	HAROT 2021-4 A3 0.88 01/21/2026	11/16/2021 11/24/2021 198,494.96	238,395.32 0.00 (39,942.21) 198,453.11	58.29 174.86 48.52 165.09	0.00 0.00 0.00 165.09	165.09
448973AD9	HART 2024-A A3 4.99 02/15/2029	03/26/2024 03/28/2024 2,000,000.00	2,000,781.25 0.00 0.00 2,000,781.25	4,435.56 8,316.67 4,435.56 8,316.67	0.00 0.00 0.00 8,316.67	8,316.67
448977AD0	HART 2022-A A3 2.22 10/15/2026	03/09/2022 03/16/2022 505,365.64	571,847.90 0.00 (66,501.72) 505,346.18	564.25 1,057.96 498.63 992.34	0.00 0.00 0.00 992.34	992.34

# INCOME EARNED



Cusip	Security Description	Trade Date Settle Date Units	Book Value: Begin Book Value: Acq Book Value: Disp Book Value: End	Prior Accrued Inc. Received Ending Accrued Total Interest	Accr. Of Discount Amort. Of Premium Net Accret/Amort Income Earned	Total Income
44934FAD7	HALST 2024-B A3 5.41 05/17/2027	05/14/2024 05/22/2024 1,615,000.00	1,614,955.10 0.00 0.00 1,614,955.10	3,883.18 7,280.96 3,883.18 7,280.96	0.00 0.00 0.00 7,280.96	7,280.96
44935FAD6	HART 2021-C A3 0.74 05/15/2026	11/09/2021 11/17/2021 107,254.03	139,771.88 0.00 (32,541.79) 107,230.09	45.98 86.21 35.27 75.51	0.00 0.00 0.00 75.51	75.51
4581X0DV7	INTER-AMERICAN DEVELOPMENT BANK 0.875 04/20/2026	04/13/2021 04/20/2021 6,390,000.00	6,360,733.80 0.00 0.00 6,360,733.80	1,708.44 0.00 6,367.81 4,659.38	0.00 0.00 0.00 4,659.38	4,659.38
459058JL8	INTERNATIONAL BANK FOR RECONSTRUCTION AND DEVELOPM 0.5 10/28/2025	6,300,000.00	6,272,360.85 0.00 0.00 6,272,360.85	262.50 0.00 2,887.50 2,625.00	0.00 0.00 0.00 2,625.00	2,625.00
46647PAM8	JPMORGAN CHASE & CO 3.509 01/23/2029	01/18/2024 01/23/2024 3,300,000.00	3,116,157.00 0.00 0.00 3,116,157.00	31,522.52 0.00 41,172.27 9,649.75	0.00 0.00 0.00 9,649.75	9,649.75
46647PBK1	JPMORGAN CHASE & CO 2.083 04/22/2026	05/20/2021 05/24/2021 1,000,000.00	1,037,330.00 0.00 0.00 1,037,330.00	520.75 0.00 2,256.58 1,735.83	0.00 0.00 0.00 1,735.83	1,735.83
47786WAD2	JDOT 2024-B A3 5.2 03/15/2029	06/11/2024 06/18/2024 2,100,000.00	2,099,589.45 0.00 0.00 2,099,589.45	4,853.33 9,100.00 4,853.33 9,100.00	0.00 0.00 0.00 9,100.00	9,100.00
47787JAC2	JDOT 2022 A3 0.36 09/15/2026	03/10/2022 03/16/2022 336,007.42	389,698.53 0.00 (53,765.43) 335,933.10	401.91 753.58 346.46 698.13	0.00 0.00 0.00 698.13	698.13
47789QAC4	JDOT 2021-B A3 0.52 03/16/2026	07/13/2021 07/21/2021 196,058.82	244,840.74 0.00 (48,799.40) 196,041.34	56.59 106.11 45.31 94.83	0.00 0.00 0.00 94.83	94.83



# INCOME EARNED



Cusip	Security Description	Trade Date Settle Date Units	Book Value: Begin Book Value: Acq Book Value: Disp Book Value: End	Prior Accrued Inc. Received Ending Accrued Total Interest	Accr. Of Discount Amort. Of Premium Net Accret/Amort Income Earned	Total Income
47800CAC0	JDOT 2023 A3 5.01 11/15/2027	02/22/2023 03/02/2023 1,880,000.00	1,879,657.46 0.00 0.00 1,879,657.46	4,186.13 7,849.00 4,186.13 7,849.00	0.00 0.00 0.00 7,849.00	7,849.00
532457CK2	ELI LILLY AND CO 4.5 02/09/2029	02/07/2024 02/09/2024 2,710,000.00	2,708,211.40 0.00 0.00 2,708,211.40	27,777.50 0.00 37,940.00 10,162.50	0.00 0.00 0.00 10,162.50	10,162.50
57629W4T4	MASSMUTUAL GLOBAL FUNDING II 5.15 05/30/2029	05/22/2024 05/30/2024 1,850,000.00	1,848,464.50 0.00 0.00 1,848,464.50	39,962.57 0.00 264.65 (39,697.92)	0.00 0.00 0.00 (39,697.92)	(39,697.92)
57629W5B2	MASSMUTUAL GLOBAL FUNDING II 4.85 01/17/2029	01/09/2024 01/17/2024 2,140,000.00	2,139,721.80 0.00 0.00 2,139,721.80	29,983.78 0.00 38,632.94 8,649.17	0.00 0.00 0.00 8,649.17	8,649.17
57629WDE7	MASSMUTUAL GLOBAL FUNDING II 1.2 07/16/2026	08/10/2021 08/12/2021 2,272,000.00	2,271,369.92 0.00 0.00 2,271,369.92	7,952.00 0.00 10,224.00 2,272.00	0.00 0.00 0.00 2,272.00	2,272.00
57636QAW4	MASTERCARD INC 4.875 03/09/2028	03/06/2023 03/09/2023 2,090,000.00	2,087,972.70 0.00 0.00 2,087,972.70	14,717.08 0.00 23,207.71 8,490.63	0.00 0.00 0.00 8,490.63	8,490.63
58770JAD6	MBALT 2024-A A3 5.32 01/18/2028	05/17/2024 05/23/2024 1,085,000.00	1,084,873.06 0.00 0.00 1,084,873.06	2,565.42 4,810.17 2,565.42 4,810.17	0.00 0.00 0.00 4,810.17	4,810.17
58933YBH7	MERCK & CO INC 4.05 05/17/2028	05/08/2023 05/17/2023 1,975,000.00	1,975,392.25 0.00 0.00 1,975,392.25	36,438.75 39,993.75 3,110.63 6,665.63	0.00 0.00 0.00 6,665.63	6,665.63
58989V2D5	MET TOWER GLOBAL FUNDING 1.25 09/14/2026	09/07/2021 09/14/2021 1,715,000.00	1,713,422.20 0.00 0.00 1,713,422.20	2,798.78 0.00 4,585.24 1,786.46	0.00 0.00 0.00 1,786.46	1,786.46

# INCOME EARNED



Cusip	Security Description	Trade Date Settle Date Units	Book Value: Begin Book Value: Acq Book Value: Disp Book Value: End	Prior Accrued Inc. Received Ending Accrued Total Interest	Accr. Of Discount Amort. Of Premium Net Accret/Amort Income Earned	Total Income
58989V2H6	MET TOWER GLOBAL FUNDING 5.25 04/12/2029	05/24/2024 05/29/2024 2,000,000.00	1,998,260.00 0.00 0.00 1,998,260.00	5,541.67 0.00 14,291.67 8,750.00	0.00 0.00 0.00 8,750.00	8,750.00
59217GER6	METROPOLITAN LIFE GLOBAL FUNDING I 1.875 01/11/2027	01/03/2022 01/11/2022 2,485,000.00	2,482,167.10 0.00 0.00 2,482,167.10	14,236.98 0.00 18,119.79 3,882.81	0.00 0.00 0.00 3,882.81	3,882.81
61747YFA8	MORGAN STANLEY 5.123 02/01/2029	02/13/2024 02/15/2024 2,650,000.00	2,632,165.50 0.00 0.00 2,632,165.50	33,939.88 0.00 45,253.17 11,313.29	0.00 0.00 0.00 11,313.29	11,313.29
63743HFN7	NATIONAL RURAL UTILITIES COOPERATIVE FINANCE CORP 4.85 02/07/2029	03/19/2024 03/21/2024 2,500,000.00	2,481,775.00 0.00 0.00 2,481,775.00	28,291.67 0.00 38,395.83 10,104.17	0.00 0.00 0.00 10,104.17	10,104.17
64952WFG3	NEW YORK LIFE GLOBAL FUNDING 5.0 06/06/2029	06/03/2024 06/06/2024 2,120,000.00	2,115,929.60 0.00 0.00 2,115,929.60	42,694.44 0.00 51,527.78 8,833.33	0.00 0.00 0.00 8,833.33	8,833.33
665859AW4	NORTHERN TRUST CORP 4.0 05/10/2027	05/05/2022 05/10/2022 1,345,000.00	1,342,821.10 0.00 0.00 1,342,821.10	25,555.00 26,900.00 3,138.33 4,483.33	0.00 0.00 0.00 4,483.33	4,483.33
66815L2Q1	NORTHWESTERN MUTUAL GLOBAL FUNDING 4.71 01/10/2029	01/10/2024 2,400,000.00	2,404,556.16 0.00 0.00 2,404,556.16	34,854.00 0.00 44,274.00 9,420.00	0.00 0.00 0.00 9,420.00	9,420.00
69371RS64	PACCAR FINANCIAL CORP 4.95 08/10/2028	08/03/2023 08/10/2023 1,670,000.00	1,667,361.40 0.00 0.00 1,667,361.40	18,599.63 0.00 25,488.38 6,888.75	0.00 0.00 0.00 6,888.75	6,888.75
713448FX1	PEPSICO INC 4.5 07/17/2029	07/15/2024 07/17/2024 3,775,000.00	3,769,148.75 0.00 0.00 3,769,148.75	49,075.00 0.00 63,231.25 14,156.25	0.00 0.00 0.00 14,156.25	14,156.25

# INCOME EARNED



Cusip	Security Description	Trade Date Settle Date Units	Book Value: Begin Book Value: Acq Book Value: Disp Book Value: End	Prior Accrued Inc. Received Ending Accrued Total Interest	Accr. Of Discount Amort. Of Premium Net Accret/Amort Income Earned	Total Income
74340XCG4	PROLOGIS LP 4.875 06/15/2028	4,000,000.00	3,959,713.70 0.00 0.00 3,959,713.70	73,666.67 0.00 89,916.67 16,250.00	0.00 0.00 0.00 16,250.00	16,250.00
74456QBX3	PUBLIC SERVICE ELECTRIC AND GAS CO 3.65 09/01/2028	09/12/2023 09/14/2023 3,000,000.00	2,805,270.00 0.00 0.00 2,805,270.00	18,250.00 0.00 27,375.00 9,125.00	0.00 0.00 0.00 9,125.00	9,125.00
74460DAD1	PUBLIC STORAGE OPERATING CO 3.385 05/01/2029	3,000,000.00	2,762,330.00 0.00 0.00 2,762,330.00	50,775.00 50,775.00 8,462.50 8,462.50	0.00 0.00 0.00 8,462.50	8,462.50
756109AU8	REALTY INCOME CORP 3.65 01/15/2028	4,500,000.00	4,242,810.00 0.00 0.00 4,242,810.00	48,362.50 0.00 62,050.00 13,687.50	0.00 0.00 0.00 13,687.50	13,687.50
78016HZS2	ROYAL BANK OF CANADA 5.2 08/01/2028	09/12/2023 09/14/2023 3,500,000.00	3,454,675.00 0.00 0.00 3,454,675.00	45,500.00 0.00 60,666.67 15,166.67	0.00 0.00 0.00 15,166.67	15,166.67
808513BY0	CHARLES SCHWAB CORP 2.45 03/03/2027	03/09/2022 03/11/2022 1,300,000.00	1,282,866.00 0.00 0.00 1,282,866.00	5,131.39 0.00 7,785.56 2,654.17	0.00 0.00 0.00 2,654.17	2,654.17
880591EZ1	TENNESSEE VALLEY AUTHORITY 3.875 03/15/2028	05/04/2023 05/05/2023 3,500,000.00	3,548,755.00 0.00 0.00 3,548,755.00	17,329.86 0.00 28,631.94 11,302.08	0.00 0.00 0.00 11,302.08	11,302.08
89114TZT2	TORONTO-DOMINION BANK 2.8 03/10/2027	03/09/2022 03/11/2022 1,900,000.00	1,884,933.00 0.00 0.00 1,884,933.00	7,536.67 0.00 11,970.00 4,433.33	0.00 0.00 0.00 4,433.33	4,433.33
89115A2C5	TORONTO-DOMINION BANK 4.108 06/08/2027	08/26/2022 08/30/2022 1,400,000.00	1,395,310.00 0.00 0.00 1,395,310.00	22,845.04 0.00 27,637.71 4,792.67	0.00 0.00 0.00 4,792.67	4,792.67

# INCOME EARNED



Cusip	Security Description	Trade Date Settle Date Units	Book Value: Begin Book Value: Acq Book Value: Disp Book Value: End	Prior Accrued Inc. Received Ending Accrued Total Interest	Accr. Of Discount Amort. Of Premium Net Accret/Amort Income Earned	Total Income
89115A2Y7	TORONTO-DOMINION BANK 4.994 04/05/2029	03/26/2024 04/05/2024 2,330,000.00	2,330,000.00 0.00 0.00 2,330,000.00	8,403.79 0.00 18,100.48 9,696.68	0.00 0.00 0.00 9,696.68	9,696.68
89236TJK2	TOYOTA MOTOR CREDIT CORP 1.125 06/18/2026	06/15/2021 06/18/2021 3,325,000.00	3,323,537.00 0.00 0.00 3,323,537.00	13,819.53 0.00 16,936.72 3,117.19	0.00 0.00 0.00 3,117.19	3,117.19
89238JAC9	TAOT 2021-D A3 0.71 04/15/2026	11/09/2021 11/15/2021 197,414.38	236,665.21 0.00 (39,255.03) 197,410.18	74.68 140.03 62.30 127.64	0.00 0.00 0.00 127.64	127.64
91282ZC7	UNITED STATES TREASURY 1.125 02/28/2025	03/18/2020 03/19/2020 7,000,000.00	7,108,007.81 0.00 0.00 7,108,007.81	13,487.57 0.00 20,013.81 6,526.24	0.00 0.00 0.00 6,526.24	6,526.24
91282CAB7	UNITED STATES TREASURY 0.25 07/31/2025	03/12/2021 03/15/2021 4,225,000.00	4,139,839.84 0.00 0.00 4,139,839.84	2,669.33 0.00 3,530.40 861.07	0.00 0.00 0.00 861.07	861.07
91282CAM3	UNITED STATES TREASURY 0.25 09/30/2025	03/29/2021 03/30/2021 3,200,000.00	3,130,375.00 0.00 0.00 3,130,375.00	703.30 0.00 1,362.64 659.34	0.00 0.00 0.00 659.34	659.34
91282CAT8	UNITED STATES TREASURY 0.25 10/31/2025	02/19/2021 02/22/2021 6,000,000.00	5,923,125.00 0.00 0.00 5,923,125.00	41.44 0.00 1,284.53 1,243.09	0.00 0.00 0.00 1,243.09	1,243.09
91282CAZ4	UNITED STATES TREASURY 0.375 11/30/2025	03/26/2021 03/29/2021 3,800,000.00	3,731,867.19 0.00 0.00 3,731,867.19	5,995.90 0.00 39.15 (5,956.75)	0.00 0.00 0.00 (5,956.75)	(5,956.75)
91282CCW9	UNITED STATES TREASURY 0.75 08/31/2026	09/23/2021 09/24/2021 1,570,000.00	1,558,899.61 0.00 0.00 1,558,899.61	2,016.71 0.00 2,992.54 975.83	0.00 0.00 0.00 975.83	975.83

# INCOME EARNED



Cusip	Security Description	Trade Date Settle Date Units	Book Value: Begin Book Value: Acq Book Value: Disp Book Value: End	Prior Accrued Inc. Received Ending Accrued Total Interest	Accr. Of Discount Amort. Of Premium Net Accret/Amort Income Earned	Total Income
91282CCZ2	UNITED STATES TREASURY 0.875 09/30/2026	10/18/2021 10/19/2021 3,130,000.00	3,083,172.27 0.00 0.00 3,083,172.27	2,407.69 0.00 4,664.90 2,257.21	0.00 0.00 0.00 2,257.21	2,257.21
91282CDG3	UNITED STATES TREASURY 1.125 10/31/2026	11/15/2021 11/17/2021 3,120,000.00	3,100,987.50 0.00 0.00 3,100,987.50	96.96 0.00 3,005.80 2,908.84	0.00 0.00 0.00 2,908.84	2,908.84
91282CET4	UNITED STATES TREASURY 2.625 05/31/2027	06/09/2022 06/10/2022 2,400,000.00	2,351,156.25 0.00 0.00 2,351,156.25	26,508.20 0.00 173.08 (26,335.12)	0.00 0.00 0.00 (26,335.12)	(26,335.12)
91282CEW7	UNITED STATES TREASURY 3.25 06/30/2027	6,650,000.00	6,690,380.86 0.00 0.00 6,690,380.86	72,824.73 0.00 90,443.61 17,618.89	0.00 0.00 0.00 17,618.89	17,618.89
91282CFB2	UNITED STATES TREASURY 2.75 07/31/2027	08/22/2022 08/23/2022 1,300,000.00	1,277,960.94 0.00 0.00 1,277,960.94	9,034.65 0.00 11,949.05 2,914.40	0.00 0.00 0.00 2,914.40	2,914.40
91282CFH9	UNITED STATES TREASURY 3.125 08/31/2027	3,450,000.00	3,399,517.58 0.00 0.00 3,399,517.58	18,465.12 0.00 27,399.86 8,934.74	0.00 0.00 0.00 8,934.74	8,934.74
91282CFM8	UNITED STATES TREASURY 4.125 09/30/2027	2,800,000.00	2,770,000.01 0.00 0.00 2,770,000.01	10,153.85 0.00 19,673.08 9,519.23	0.00 0.00 0.00 9,519.23	9,519.23
91282CFZ9	UNITED STATES TREASURY 3.875 11/30/2027	4,600,000.00	4,628,085.94 0.00 0.00 4,628,085.94	75,001.37 0.00 489.70 (74,511.67)	0.00 0.00 0.00 (74,511.67)	(74,511.67)
91282CGC9	UNITED STATES TREASURY 3.875 12/31/2027	7,000,000.00	7,028,945.31 0.00 0.00 7,028,945.31	91,399.46 0.00 113,512.23 22,112.77	0.00 0.00 0.00 22,112.77	22,112.77

# INCOME EARNED



Cusip	Security Description	Trade Date Settle Date Units	Book Value: Begin Book Value: Acq Book Value: Disp Book Value: End	Prior Accrued Inc. Received Ending Accrued Total Interest	Accr. Of Discount Amort. Of Premium Net Accret/Amort Income Earned	Total Income
91282CGH8	UNITED STATES TREASURY 3.5 01/31/2028	02/16/2023 02/17/2023 7,000,000.00	6,828,007.81 0.00 0.00 6,828,007.81	61,915.76 0.00 81,888.59 19,972.83	0.00 0.00 0.00 19,972.83	19,972.83
91282CGP0	UNITED STATES TREASURY 4.0 02/29/2028	02/23/2023 02/28/2023 7,000,000.00	6,949,960.94 0.00 0.00 6,949,960.94	47,955.80 0.00 71,160.22 23,204.42	0.00 0.00 0.00 23,204.42	23,204.42
91282CHE4	UNITED STATES TREASURY 3.625 05/31/2028	06/14/2023 06/20/2023 7,000,000.00	6,884,335.94 0.00 0.00 6,884,335.94	106,769.13 0.00 697.12 (106,072.01)	0.00 0.00 0.00 (106,072.01)	(106,072.01)
91282CHX2	UNITED STATES TREASURY 4.375 08/31/2028	09/25/2023 09/26/2023 1,900,000.00	1,879,960.94 0.00 0.00 1,879,960.94	14,236.88 0.00 21,125.69 6,888.81	0.00 0.00 0.00 6,888.81	6,888.81
91282CJA0	UNITED STATES TREASURY 4.625 09/30/2028	10/04/2023 10/05/2023 5,800,000.00	5,763,296.88 0.00 0.00 5,763,296.88	23,582.42 0.00 45,690.93 22,108.52	0.00 0.00 0.00 22,108.52	22,108.52
91282CJF9	UNITED STATES TREASURY 4.875 10/31/2028	10/27/2023 10/31/2023 2,000,000.00	2,007,578.13 0.00 0.00 2,007,578.13	269.34 0.00 8,349.45 8,080.11	0.00 0.00 0.00 8,080.11	8,080.11
91282CJN2	UNITED STATES TREASURY 4.375 11/30/2028	12/28/2023 12/29/2023 3,400,000.00	3,482,875.00 0.00 0.00 3,482,875.00	62,588.80 0.00 408.65 (62,180.14)	0.00 0.00 0.00 (62,180.14)	(62,180.14)
91282CJR3	UNITED STATES TREASURY 3.75 12/31/2028	11,000,000.00	10,883,007.81 0.00 0.00 10,883,007.81	138,994.57 0.00 172,622.28 33,627.72	0.00 0.00 0.00 33,627.72	33,627.72
91282CJW2	UNITED STATES TREASURY 4.0 01/31/2029	02/13/2024 02/14/2024 5,000,000.00	4,943,164.06 0.00 0.00 4,943,164.06	50,543.48 0.00 66,847.83 16,304.35	0.00 0.00 0.00 16,304.35	16,304.35

# INCOME EARNED



Cusip	Security Description	Trade Date Settle Date Units	Book Value: Begin Book Value: Acq Book Value: Disp Book Value: End	Prior Accrued Inc. Received Ending Accrued Total Interest	Accr. Of Discount Amort. Of Premium Net Accret/Amort Income Earned	Total Income
91282CKD2	UNITED STATES TREASURY 4.25 02/28/2029	02/27/2024 02/29/2024 7,000,000.00	6,985,234.38 0.00 0.00 6,985,234.38	50,953.04 0.00 75,607.73 24,654.70	0.00 0.00 0.00 24,654.70	24,654.70
91282CKG5	UNITED STATES TREASURY 4.125 03/31/2029	04/10/2024 04/12/2024 7,000,000.00	6,848,515.63 0.00 0.00 6,848,515.63	25,384.62 0.00 49,182.69 23,798.08	0.00 0.00 0.00 23,798.08	23,798.08
91282CKP5	UNITED STATES TREASURY 4.625 04/30/2029	7,000,000.00	7,043,730.48 0.00 0.00 7,043,730.48	894.34 0.00 27,724.45 26,830.11	0.00 0.00 0.00 26,830.11	26,830.11
91282CKT7	UNITED STATES TREASURY 4.5 05/31/2029	06/20/2024 06/21/2024 4,400,000.00	4,445,375.00 0.00 0.00 4,445,375.00	83,311.48 0.00 543.96 (82,767.52)	0.00 0.00 0.00 (82,767.52)	(82,767.52)
91282CKX8	UNITED STATES TREASURY 4.25 06/30/2029	07/18/2024 07/19/2024 4,000,000.00	4,028,281.25 0.00 0.00 4,028,281.25	57,282.61 0.00 71,141.30 13,858.70	0.00 0.00 0.00 13,858.70	13,858.70
91282CLK5	UNITED STATES TREASURY 3.625 08/31/2029	09/11/2024 09/13/2024 8,000,000.00	8,062,812.50 0.00 0.00 8,062,812.50	49,668.51 0.00 73,701.66 24,033.15	0.00 0.00 0.00 24,033.15	24,033.15
91282CLN9	UNITED STATES TREASURY 3.5 09/30/2029	8,500,000.00	8,437,500.00 0.00 0.00 8,437,500.00	26,153.85 0.00 50,673.08 24,519.23	0.00 0.00 0.00 24,519.23	24,519.23
91324PEC2	UNITEDHEALTH GROUP INC 1.15 05/15/2026	805,000.00	807,605.05 0.00 0.00 807,605.05	4,268.74 4,628.75 411.44 771.46	0.00 0.00 0.00 771.46	771.46
91324PEG3	UNITEDHEALTH GROUP INC 3.7 05/15/2027	05/17/2022 05/20/2022 1,365,000.00	1,365,638.40 0.00 0.00 1,365,638.40	23,288.42 25,252.50 2,244.67 4,208.75	0.00 0.00 0.00 4,208.75	4,208.75

# INCOME EARNED



Cusip	Security Description	Trade Date Settle Date Units	Book Value: Begin Book Value: Acq Book Value: Disp Book Value: End	Prior Accrued Inc. Received Ending Accrued Total Interest	Accr. Of Discount Amort. Of Premium Net Accret/Amort Income Earned	Total Income	
91324PEP3	UNITEDHEALTH GROUP INC 5.25 02/15/2028	02/16/2023 02/21/2023 1,500,000.00	1,532,220.00 0.00 0.00 1,532,220.00	16,625.00 0.00 23,187.50 6,562.50	0.00 0.00 0.00 6,562.50	6,562.50	
92970QAE5	WFCIT 2024-2 A 4.29 10/15/2029	10/17/2024 10/24/2024 2,330,000.00	2,329,653.76 0.00 0.00 2,329,653.76	1,943.61 5,830.83 4,442.53 8,329.76	0.00 0.00 0.00 8,329.76	8,329.76	
931142ER0	WALMART INC 1.05 09/17/2026	09/08/2021 09/17/2021 785,000.00	783,516.35 0.00 0.00 783,516.35	1,007.42 0.00 1,694.29 686.88	0.00 0.00 0.00 686.88	686.88	
<b>Total Fixed Income</b>			<b>425,550,852.19</b> <b>0.00</b> <b>(472,480.01)</b> <b>425,078,372.19</b>	<b>2,662,783.19</b> <b>646,956.93</b> <b>2,667,155.89</b> <b>651,329.64</b>	<b>0.00</b> <b>0.00</b> <b>0.00</b> <b>651,329.64</b>	<b>651,329.64</b>	
<b>LAIF</b>							
90LAIF\$00	Local Agency Investment Fund State Pool	26,242,026.35	23,042,026.35 16,400,000.00 (13,200,000.00) 26,242,026.35	0.00 0.00 0.00 0.00	0.00 0.00 0.00 0.00	0.00	
<b>Total LAIF</b>			<b>26,242,026.35</b>	<b>0.00</b>	<b>0.00</b>	<b>0.00</b>	
<b>TOTAL PORTFOLIO</b>			<b>478,263,361.85</b>	<b>468,876,560.67</b> <b>17,635,298.57</b> <b>(18,090,641.66)</b> <b>473,357,676.99</b>	<b>2,662,783.19</b> <b>762,765.05</b> <b>2,667,155.89</b> <b>767,137.76</b>	<b>0.00</b> <b>0.00</b> <b>0.00</b> <b>767,137.76</b>	<b>767,137.76</b>



# CASH FLOW REPORT



Payment Date	Transaction Type	CUSIP	Quantity	Security Description	Principal Amount	Income	Total Amount
<b>DECEMBER 2024</b>							
12/02/2024	Coupon	57629W4T4	0.00	MASSMUTUAL GLOBAL FUNDING II 5.15 05/30/2029		47,709.10	47,709.10
12/02/2024	Coupon	91282CAZ4	0.00	UNITED STATES TREASURY 0.375 11/30/2025		7,125.00	7,125.00
12/02/2024	Coupon	91282CET4	0.00	UNITED STATES TREASURY 2.625 05/31/2027		31,500.00	31,500.00
12/02/2024	Coupon	91282CHE4	0.00	UNITED STATES TREASURY 3.625 05/31/2028		126,875.00	126,875.00
12/02/2024	Coupon	91282CFZ9	0.00	UNITED STATES TREASURY 3.875 11/30/2027		89,125.00	89,125.00
12/02/2024	Coupon	91282CJN2	0.00	UNITED STATES TREASURY 4.375 11/30/2028		74,375.00	74,375.00
12/02/2024	Coupon	91282CKT7	0.00	UNITED STATES TREASURY 4.5 05/31/2029		99,000.00	99,000.00
12/04/2024	Sell	91282CAB7	1,725,000.00	UNITED STATES TREASURY 0.25 07/31/2025	2,435,831.36		2,435,831.36
12/06/2024	Coupon	64952WFG3	2,120,000.00	NEW YORK LIFE GLOBAL FUNDING 5.0 06/06/2029		53,000.00	53,000.00
12/09/2024	Coupon	89115A2C5	1,400,000.00	TORONTO-DOMINION BANK 4.108 06/08/2027		28,756.00	28,756.00
12/10/2024	Coupon	40139LBC6	3,000,000.00	GUARDIAN LIFE GLOBAL FUNDING 0.875 12/10/2025		13,125.00	13,125.00
12/16/2024	Coupon	02582JIT8	2,765,000.00	AMXCA 2022-2 A 3.39 05/17/2027		7,811.13	7,811.13
12/16/2024	Coupon	02582JKH2	3,070,000.00	AMXCA 2024-1 A 5.23 04/16/2029		13,380.08	13,380.08
12/16/2024	Coupon	05522RDH8	2,000,000.00	BACCT 2023-2 A 4.98 11/16/2026		8,300.00	8,300.00
12/16/2024	Coupon	05522RDJ4	2,095,000.00	BACCT 2024-1 A 4.93 05/15/2029		8,606.96	8,606.96
12/16/2024	Coupon	161571HT4	3,645,000.00	CHAIT 2023-1 A 5.16 09/15/2028		15,673.50	15,673.50
12/16/2024	Coupon	362554AC1	192,050.59	GMCAR 2021-4 A3 0.68 09/16/2026		117.13	117.13
12/16/2024	Principal Paydown	362554AC1	192,050.59	GMCAR 2021-4 A3 0.68 09/16/2026	26,186.45		26,186.45
12/16/2024	Coupon	36268GAD7	1,985,000.00	GMCAR 2024-1 A3 4.85 12/18/2028		8,022.71	8,022.71
12/16/2024	Coupon	380146AC4	205,562.16	GMCAR 2022-1 A3 1.26 11/16/2026		215.84	215.84
12/16/2024	Principal Paydown	380146AC4	205,562.16	GMCAR 2022-1 A3 1.26 11/16/2026	26,123.74		26,123.74
12/16/2024	Coupon	437918AC9	3,435,000.00	HAROT 2024-1 A3 5.21 08/15/2028		14,913.63	14,913.63
12/16/2024	Coupon	43815BAC4	595,959.24	HAROT 2022-1 A3 1.88 05/15/2026		933.67	933.67
12/16/2024	Principal Paydown	43815BAC4	595,959.24	HAROT 2022-1 A3 1.88 05/15/2026	71,501.25		71,501.25
12/16/2024	Coupon	448973AD9	2,000,000.00	HART 2024-A A3 4.99 02/15/2029		8,316.67	8,316.67
12/16/2024	Coupon	448977AD0	505,365.64	HART 2022-A A3 2.22 10/15/2026		940.58	940.58
12/16/2024	Principal Paydown	448977AD0	505,365.64	HART 2022-A A3 2.22 10/15/2026	59,381.19		59,381.19
12/16/2024	Coupon	44934FAD7	1,615,000.00	HALST 2024-B A3 5.41 05/17/2027		7,280.96	7,280.96

# CASH FLOW REPORT



Payment Date	Transaction Type	CUSIP	Quantity	Security Description	Principal Amount	Income	Total Amount
12/16/2024	Coupon	44935FAD6	107,254.03	HART 2021-C A3 0.74 05/15/2026		69.16	69.16
12/16/2024	Principal Paydown	44935FAD6	107,254.03	HART 2021-C A3 0.74 05/15/2026	28,903.35		28,903.35
12/16/2024	Coupon	47786WAD2	2,100,000.00	JDOT 2024-B A3 5.2 03/15/2029		9,100.00	9,100.00
12/16/2024	Coupon	47787JAC2	336,007.42	JDOT 2022 A3 0.36 09/15/2026		624.10	624.10
12/16/2024	Principal Paydown	47787JAC2	336,007.42	JDOT 2022 A3 0.36 09/15/2026	36,542.44		36,542.44
12/16/2024	Coupon	47789QAC4	196,058.82	JDOT 2021-B A3 0.52 03/16/2026		84.96	84.96
12/16/2024	Principal Paydown	47789QAC4	196,058.82	JDOT 2021-B A3 0.52 03/16/2026	28,528.49		28,528.49
12/16/2024	Coupon	47800CAC0	1,880,000.00	JDOT 2023 A3 5.01 11/15/2027		7,849.00	7,849.00
12/16/2024	Coupon	58770JAD6	1,085,000.00	MBALT 2024-A A3 5.32 01/18/2028		4,810.73	4,810.73
12/16/2024	Coupon	74340XCG4	4,000,000.00	PROLOGIS LP 4.875 06/15/2028		97,500.00	97,500.00
12/16/2024	Coupon	89238JAC9	197,414.38	TAOT 2021-D A3 0.71 04/15/2026		114.64	114.64
12/16/2024	Principal Paydown	89238JAC9	197,414.38	TAOT 2021-D A3 0.71 04/15/2026	35,600.36		35,600.36
12/16/2024	Coupon	92970QAE5	2,330,000.00	WFCIT 2024-2 A 4.29 10/15/2029		8,329.75	8,329.75
12/17/2024	Coupon	3135G04Z3	6,200,000.00	FEDERAL NATIONAL MORTGAGE ASSOCIATION 0.5 06/17/2025		15,500.00	15,500.00
12/18/2024	Coupon	437930AC4	1,415,000.00	HONDO-242-A3 5.27 11/20/2028		6,214.21	6,214.21
12/18/2024	Coupon	89236TJK2	3,325,000.00	TOYOTA MOTOR CREDIT CORP 1.125 06/18/2026		18,703.13	18,703.13
12/19/2024	Coupon	06051GJD2	3,000,000.00	BANK OF AMERICA CORP 1.319 06/19/2026		19,785.00	19,785.00
12/20/2024	Coupon	36269WAD1	1,495,000.00	GMALT 2024-2 A3 5.39 07/20/2027		6,715.04	6,715.04
12/23/2024	Coupon	43815GAC3	198,494.96	HAROT 2021-4 A3 0.88 01/21/2026		145.56	145.56
12/23/2024	Principal Paydown	43815GAC3	198,494.96	HAROT 2021-4 A3 0.88 01/21/2026	35,349.19		35,349.19
12/25/2024	Coupon	05602RAD3	396,889.82	BMWOT 2022-A A3 3.21 08/25/2026		1,067.98	1,067.98
12/25/2024	Principal Paydown	05602RAD3	396,889.82	BMWOT 2022-A A3 3.21 08/25/2026	46,125.09		46,125.09
12/25/2024	Coupon	05611UAD5	1,800,000.00	BMWLT 2024-1 A3 4.98 03/25/2027		7,470.00	7,470.00
12/25/2024	Coupon	096919AD7	1,855,000.00	BMWOT 2024-A A3 5.18 02/26/2029		8,007.42	8,007.42
12/26/2024	Coupon	3137BSP72	1,500,000.00	FHMS K-058 A2 2.653 08/25/2026		3,316.25	3,316.25
12/26/2024	Coupon	3137BSRE5	3,000,000.00	FHMS K-059 A2 3.12 09/25/2026		7,800.00	7,800.00
12/26/2024	Coupon	3137F4D41	3,000,000.00	FHMS K-074 A2 3.6 01/25/2028		9,000.00	9,000.00
12/26/2024	Coupon	3137FBBX3	2,650,000.00	FHMS K-068 A2 3.244 08/25/2027		7,163.83	7,163.83
12/26/2024	Coupon	3137FEBQ2	4,690,000.00	FHMS K-072 A2 3.444 12/25/2027		13,460.30	13,460.30
12/26/2024	Coupon	3137FETN0	6,000,000.00	FHMS K-073 A2 3.35 01/25/2028		16,750.00	16,750.00

# CASH FLOW REPORT



Payment Date	Transaction Type	CUSIP	Quantity	Security Description	Principal Amount	Income	Total Amount
12/26/2024	Coupon	3137FG6X8	5,320,000.00	FHMS K-077 A2 3.85 05/25/2028		17,068.33	17,068.33
12/26/2024	Coupon	3137FGR31	1,997,000.00	FHMS K-078 A2 3.854 06/25/2028		6,413.70	6,413.70
12/26/2024	Coupon	3137FJEH8	3,148,000.00	FHMS K-081 A2 3.9 08/25/2028		10,231.00	10,231.00
12/26/2024	Coupon	3137FJKE8	2,500,000.00	FHMS K-082 A2 3.92 09/25/2028		8,166.67	8,166.67
12/26/2024	Coupon	3137FLMV3	4,950,000.00	FHMS K-090 A2 3.422 02/25/2029		14,115.75	14,115.75
12/26/2024	Coupon	3137FLYV0	3,000,000.00	FHMS K-092 A2 3.298 04/25/2029		8,245.00	8,245.00
12/26/2024	Coupon	3137H4BY5	5,000,000.00	FHMS K-746 A2 2.031 09/25/2028		8,462.50	8,462.50
12/26/2024	Coupon	3137H5YC5	8,000,000.00	FHMS K-748 A2 2.26 01/25/2029		15,066.67	15,066.67
12/26/2024	Coupon	437076DC3	3,000,000.00	HOME DEPOT INC 4.75 06/25/2029		71,250.00	71,250.00
12/30/2024	Coupon	3130AWN63	3,000,000.00	FEDERAL HOME LOAN BANKS 4.0 06/30/2028		60,000.00	60,000.00
12/31/2024	Coupon	91282CEW7	6,650,000.00	UNITED STATES TREASURY 3.25 06/30/2027		108,062.50	108,062.50
12/31/2024	Coupon	91282CGC9	7,000,000.00	UNITED STATES TREASURY 3.875 12/31/2027		135,625.00	135,625.00
12/31/2024	Coupon	91282CJR3	11,000,000.00	UNITED STATES TREASURY 3.75 12/31/2028		206,250.00	206,250.00
12/31/2024	Coupon	91282CKX8	4,000,000.00	UNITED STATES TREASURY 4.25 06/30/2029		85,000.00	85,000.00
<b>December 2024 Total</b>					<b>2,830,072.92</b>	<b>1,688,641.11</b>	<b>4,518,714.03</b>
<b>JANUARY 2025</b>							
01/07/2025	Coupon	3135G0X24	4,220,000.00	FEDERAL NATIONAL MORTGAGE ASSOCIATION 1.625 01/07/2025		34,287.50	34,287.50
01/07/2025	Final Maturity	3135G0X24	4,220,000.00	FEDERAL NATIONAL MORTGAGE ASSOCIATION 1.625 01/07/2025	4,220,000.00		4,220,000.00
01/10/2025	Coupon	66815L2Q1	2,400,000.00	NORTHWESTERN MUTUAL GLOBAL FUNDING 4.71 01/10/2029		56,520.00	56,520.00
01/13/2025	Coupon	59217GER6	2,485,000.00	METROPOLITAN LIFE GLOBAL FUNDING I 1.875 01/11/2027		23,296.88	23,296.88
01/15/2025	Coupon	02582JIT8	2,765,000.00	AMXCA 2022-2 A 3.39 05/17/2027		7,811.13	7,811.13
01/15/2025	Coupon	02582JKH2	3,070,000.00	AMXCA 2024-1 A 5.23 04/16/2029		13,380.08	13,380.08
01/15/2025	Coupon	05522RDH8	2,000,000.00	BACCT 2023-2 A 4.98 11/16/2026		8,300.00	8,300.00
01/15/2025	Coupon	05522RDJ4	2,095,000.00	BACCT 2024-1 A 4.93 05/15/2029		8,606.96	8,606.96
01/15/2025	Coupon	161571HT4	3,645,000.00	CHAIT 2023-1 A 5.16 09/15/2028		15,673.50	15,673.50
01/15/2025	Coupon	437918AC9	3,435,000.00	HAROT 2024-1 A3 5.21 08/15/2028		14,913.63	14,913.63
01/15/2025	Coupon	43815BAC4	595,959.24	HAROT 2022-1 A3 1.88 05/15/2026		821.65	821.65
01/15/2025	Principal Paydown	43815BAC4	595,959.24	HAROT 2022-1 A3 1.88 05/15/2026	70,107.09		70,107.09

# CASH FLOW REPORT



Payment Date	Transaction Type	CUSIP	Quantity	Security Description	Principal Amount	Income	Total Amount
01/15/2025	Coupon	448973AD9	2,000,000.00	HART 2024-A A3 4.99 02/15/2029		8,316.67	8,316.67
01/15/2025	Coupon	448977AD0	505,365.64	HART 2022-A A3 2.22 10/15/2026		830.72	830.72
01/15/2025	Principal Paydown	448977AD0	505,365.64	HART 2022-A A3 2.22 10/15/2026	57,950.83		57,950.83
01/15/2025	Coupon	44934FAD7	1,615,000.00	HALST 2024-B A3 5.41 05/17/2027		7,280.96	7,280.96
01/15/2025	Coupon	44935FAD6	107,254.03	HART 2021-C A3 0.74 05/15/2026		51.33	51.33
01/15/2025	Principal Paydown	44935FAD6	107,254.03	HART 2021-C A3 0.74 05/15/2026	28,194.36		28,194.36
01/15/2025	Coupon	47786WAD2	2,100,000.00	JDOT 2024-B A3 5.2 03/15/2029		9,100.00	9,100.00
01/15/2025	Coupon	47787JAC2	336,007.42	JDOT 2022 A3 0.36 09/15/2026		553.45	553.45
01/15/2025	Principal Paydown	47787JAC2	336,007.42	JDOT 2022 A3 0.36 09/15/2026	42,866.67		42,866.67
01/15/2025	Coupon	47789QAC4	196,058.82	JDOT 2021-B A3 0.52 03/16/2026		72.60	72.60
01/15/2025	Principal Paydown	47789QAC4	196,058.82	JDOT 2021-B A3 0.52 03/16/2026	53,864.50		53,864.50
01/15/2025	Coupon	47800CAC0	1,880,000.00	JDOT 2023 A3 5.01 11/15/2027		7,849.00	7,849.00
01/15/2025	Principal Paydown	47800CAC0	1,880,000.00	JDOT 2023 A3 5.01 11/15/2027	48,943.28		48,943.28
01/15/2025	Coupon	58770JAD6	1,085,000.00	MBALT 2024-A A3 5.32 01/18/2028		4,810.73	4,810.73
01/15/2025	Coupon	756109AU8	4,500,000.00	REALTY INCOME CORP 3.65 01/15/2028		82,125.00	82,125.00
01/15/2025	Coupon	89238JAC9	197,414.38	TAOT 2021-D A3 0.71 04/15/2026		93.57	93.57
01/15/2025	Principal Paydown	89238JAC9	197,414.38	TAOT 2021-D A3 0.71 04/15/2026	34,637.08		34,637.08
01/15/2025	Dividend	90LAIF\$00	26,242,026.35	Local Agency Investment Fund State Pool	82,157.16		82,157.16
01/15/2025	Coupon	92970QAE5	2,330,000.00	WFCIT 2024-2 A 4.29 10/15/2029		8,329.75	8,329.75
01/16/2025	Coupon	362554AC1	192,050.59	GMCAR 2021-4 A3 0.68 09/16/2026		102.29	102.29
01/16/2025	Principal Paydown	362554AC1	192,050.59	GMCAR 2021-4 A3 0.68 09/16/2026	25,690.71		25,690.71
01/16/2025	Coupon	36268GAD7	1,985,000.00	GMCAR 2024-1 A3 4.85 12/18/2028		8,022.71	8,022.71
01/16/2025	Coupon	380146AC4	205,562.16	GMCAR 2022-1 A3 1.26 11/16/2026		188.41	188.41
01/16/2025	Principal Paydown	380146AC4	205,562.16	GMCAR 2022-1 A3 1.26 11/16/2026	25,523.43		25,523.43
01/16/2025	Coupon	57629WDE7	2,272,000.00	MASSMUTUAL GLOBAL FUNDING II 1.2 07/16/2026		13,632.00	13,632.00
01/17/2025	Coupon	57629W5B2	2,140,000.00	MASSMUTUAL GLOBAL FUNDING II 4.85 01/17/2029		51,895.00	51,895.00
01/17/2025	Coupon	713448FX1	3,775,000.00	PEPSICO INC 4.5 07/17/2029		84,937.50	84,937.50
01/20/2025	Coupon	36269WAD1	1,495,000.00	GMALT 2024-2 A3 5.39 07/20/2027		6,715.04	6,715.04
01/20/2025	Coupon	437930AC4	1,415,000.00	HONDO-242-A3 5.27 11/20/2028		6,214.21	6,214.21
01/21/2025	Coupon	24422EWR6	2,450,000.00	JOHN DEERE CAPITAL CORP 4.75 01/20/2028		58,187.50	58,187.50

# CASH FLOW REPORT



Payment Date	Transaction Type	CUSIP	Quantity	Security Description	Principal Amount	Income	Total Amount
01/21/2025	Coupon	3137EAEU9	6,300,000.00	FEDERAL HOME LOAN MORTGAGE CORP 0.375 07/21/2025		11,812.50	11,812.50
01/21/2025	Coupon	43815GAC3	198,494.96	HAROT 2021-4 A3 0.88 01/21/2026		119.64	119.64
01/21/2025	Principal Paydown	43815GAC3	198,494.96	HAROT 2021-4 A3 0.88 01/21/2026	34,570.38		34,570.38
01/23/2025	Coupon	46647PAM8	3,300,000.00	JPMORGAN CHASE & CO 3.509 01/23/2029		57,898.50	57,898.50
01/27/2025	Coupon	05602RAD3	396,889.82	BMWOT 2022-A A3 3.21 08/25/2026		944.59	944.59
01/27/2025	Principal Paydown	05602RAD3	396,889.82	BMWOT 2022-A A3 3.21 08/25/2026	44,937.88		44,937.88
01/27/2025	Coupon	05611UAD5	1,800,000.00	BMWLT 2024-1 A3 4.98 03/25/2027		7,470.00	7,470.00
01/27/2025	Coupon	096919AD7	1,855,000.00	BMWOT 2024-A A3 5.18 02/26/2029		8,007.42	8,007.42
01/27/2025	Coupon	3137BSP72	1,500,000.00	FHMS K-058 A2 2.653 08/25/2026		3,316.25	3,316.25
01/27/2025	Coupon	3137BSRE5	3,000,000.00	FHMS K-059 A2 3.12 09/25/2026		7,800.00	7,800.00
01/27/2025	Coupon	3137F4D41	3,000,000.00	FHMS K-074 A2 3.6 01/25/2028		9,000.00	9,000.00
01/27/2025	Coupon	3137FBBX3	2,650,000.00	FHMS K-068 A2 3.244 08/25/2027		7,163.83	7,163.83
01/27/2025	Coupon	3137FEBQ2	4,690,000.00	FHMS K-072 A2 3.444 12/25/2027		13,460.30	13,460.30
01/27/2025	Coupon	3137FETN0	6,000,000.00	FHMS K-073 A2 3.35 01/25/2028		16,750.00	16,750.00
01/27/2025	Coupon	3137FG6X8	5,320,000.00	FHMS K-077 A2 3.85 05/25/2028		17,068.33	17,068.33
01/27/2025	Coupon	3137FGR31	1,997,000.00	FHMS K-078 A2 3.854 06/25/2028		6,413.70	6,413.70
01/27/2025	Coupon	3137FJEH8	3,148,000.00	FHMS K-081 A2 3.9 08/25/2028		10,231.00	10,231.00
01/27/2025	Coupon	3137FJKE8	2,500,000.00	FHMS K-082 A2 3.92 09/25/2028		8,166.67	8,166.67
01/27/2025	Coupon	3137FLMV3	4,950,000.00	FHMS K-090 A2 3.422 02/25/2029		14,115.75	14,115.75
01/27/2025	Coupon	3137FLYV0	3,000,000.00	FHMS K-092 A2 3.298 04/25/2029		8,245.00	8,245.00
01/27/2025	Coupon	3137H4BY5	5,000,000.00	FHMS K-746 A2 2.031 09/25/2028		8,462.50	8,462.50
01/27/2025	Coupon	3137H5YC5	8,000,000.00	FHMS K-748 A2 2.26 01/25/2029		15,066.67	15,066.67
01/31/2025	Coupon	91282CAB7	1,725,000.00	UNITED STATES TREASURY 0.25 07/31/2025		2,156.25	2,156.25
01/31/2025	Coupon	91282CFB2	1,300,000.00	UNITED STATES TREASURY 2.75 07/31/2027		17,875.00	17,875.00
01/31/2025	Coupon	91282CGH8	7,000,000.00	UNITED STATES TREASURY 3.5 01/31/2028		122,500.00	122,500.00
01/31/2025	Coupon	91282CJW2	5,000,000.00	UNITED STATES TREASURY 4.0 01/31/2029		100,000.00	100,000.00
<b>January 2025 Total</b>					<b>4,769,443.36</b>	<b>1,016,963.66</b>	<b>5,786,407.02</b>
<b>FEBRUARY 2025</b>							
02/03/2025	Coupon	13063EGT7	4,395,000.00	CALIFORNIA ST 4.5 08/01/2029		47,246.25	47,246.25
02/03/2025	Coupon	61747YFA8	2,650,000.00	MORGAN STANLEY 5.123 02/01/2029		67,879.75	67,879.75
02/03/2025	Coupon	78016HZS2	3,500,000.00	ROYAL BANK OF CANADA 5.2 08/01/2028		91,000.00	91,000.00

# CASH FLOW REPORT



Payment Date	Transaction Type	CUSIP	Quantity	Security Description	Principal Amount	Income	Total Amount
02/07/2025	Coupon	63743HFN7	2,500,000.00	NATIONAL RURAL UTILITIES COOPERATIVE FINANCE CORP 4.85 02/07/2029		60,625.00	60,625.00
02/10/2025	Coupon	532457CK2	2,710,000.00	ELI LILLY AND CO 4.5 02/09/2029		60,975.00	60,975.00
02/10/2025	Coupon	69371RS64	1,670,000.00	PACCAR FINANCIAL CORP 4.95 08/10/2028		41,332.50	41,332.50
02/12/2025	Coupon	3137EAEPO	825,000.00	FEDERAL HOME LOAN MORTGAGE CORP 1.5 02/12/2025		6,187.50	6,187.50
02/12/2025	Final Maturity	3137EAEPO	825,000.00	FEDERAL HOME LOAN MORTGAGE CORP 1.5 02/12/2025	825,000.00		825,000.00
02/17/2025	Coupon	05522RDJ4	2,095,000.00	BACCT 2024-1 A 4.93 05/15/2029		8,606.96	8,606.96
02/17/2025	Coupon	161571HT4	3,645,000.00	CHAIT 2023-1 A 5.16 09/15/2028		15,673.50	15,673.50
02/17/2025	Coupon	362554AC1	192,050.59	GMCAR 2021-4 A3 0.68 09/16/2026		87.74	87.74
02/17/2025	Principal Paydown	362554AC1	192,050.59	GMCAR 2021-4 A3 0.68 09/16/2026	25,322.63		25,322.63
02/17/2025	Coupon	36268GAD7	1,985,000.00	GMCAR 2024-1 A3 4.85 12/18/2028		8,022.71	8,022.71
02/17/2025	Coupon	380146AC4	205,562.16	GMCAR 2022-1 A3 1.26 11/16/2026		161.61	161.61
02/17/2025	Principal Paydown	380146AC4	205,562.16	GMCAR 2022-1 A3 1.26 11/16/2026	25,070.19		25,070.19
02/17/2025	Coupon	437918AC9	3,435,000.00	HAROT 2024-1 A3 5.21 08/15/2028		14,913.63	14,913.63
02/17/2025	Coupon	43815BAC4	595,959.24	HAROT 2022-1 A3 1.88 05/15/2026		711.82	711.82
02/17/2025	Principal Paydown	43815BAC4	595,959.24	HAROT 2022-1 A3 1.88 05/15/2026	68,734.56		68,734.56
02/17/2025	Coupon	448973AD9	2,000,000.00	HART 2024-A A3 4.99 02/15/2029		8,316.67	8,316.67
02/17/2025	Coupon	448977AD0	505,365.64	HART 2022-A A3 2.22 10/15/2026		723.51	723.51
02/17/2025	Principal Paydown	448977AD0	505,365.64	HART 2022-A A3 2.22 10/15/2026	56,895.90		56,895.90
02/17/2025	Coupon	44934FAD7	1,615,000.00	HALST 2024-B A3 5.41 05/17/2027		7,280.96	7,280.96
02/17/2025	Coupon	44935FAD6	107,254.03	HART 2021-C A3 0.74 05/15/2026		33.95	33.95
02/17/2025	Principal Paydown	44935FAD6	107,254.03	HART 2021-C A3 0.74 05/15/2026	27,646.28		27,646.28
02/17/2025	Coupon	47786WAD2	2,100,000.00	JDOT 2024-B A3 5.2 03/15/2029		9,100.00	9,100.00
02/17/2025	Coupon	47787JAC2	336,007.42	JDOT 2022 A3 0.36 09/15/2026		470.58	470.58
02/17/2025	Principal Paydown	47787JAC2	336,007.42	JDOT 2022 A3 0.36 09/15/2026	32,427.22		32,427.22
02/17/2025	Coupon	47789QAC4	196,058.82	JDOT 2021-B A3 0.52 03/16/2026		49.26	49.26
02/17/2025	Principal Paydown	47789QAC4	196,058.82	JDOT 2021-B A3 0.52 03/16/2026	48,037.38		48,037.38
02/17/2025	Coupon	47800CAC0	1,880,000.00	JDOT 2023 A3 5.01 11/15/2027		7,644.66	7,644.66
02/17/2025	Principal Paydown	47800CAC0	1,880,000.00	JDOT 2023 A3 5.01 11/15/2027	99,123.17		99,123.17
02/17/2025	Coupon	58770JAD6	1,085,000.00	MBALT 2024-A A3 5.32 01/18/2028		4,810.73	4,810.73

# CASH FLOW REPORT



Payment Date	Transaction Type	CUSIP	Quantity	Security Description	Principal Amount	Income	Total Amount
02/17/2025	Coupon	89238JAC9	197,414.38	TAOT 2021-D A3 0.71 04/15/2026		73.08	73.08
02/17/2025	Principal Paydown	89238JAC9	197,414.38	TAOT 2021-D A3 0.71 04/15/2026	33,959.85		33,959.85
02/18/2025	Coupon	02582JIT8	2,765,000.00	AMXCA 2022-2 A 3.39 05/17/2027		7,811.13	7,811.13
02/18/2025	Coupon	02582JKH2	3,070,000.00	AMXCA 2024-1 A 5.23 04/16/2029		13,380.08	13,380.08
02/18/2025	Coupon	05522RDH8	2,000,000.00	BACCT 2023-2 A 4.98 11/16/2026		8,300.00	8,300.00
02/18/2025	Coupon	171239AL0	3,700,000.00	CHUBB INA HOLDINGS LLC 4.65 08/15/2029		93,193.75	93,193.75
02/18/2025	Coupon	30303M8S4	2,280,000.00	META PLATFORMS INC 4.3 08/15/2029		50,654.00	50,654.00
02/18/2025	Coupon	437930AC4	1,415,000.00	HONDO-242-A3 5.27 11/20/2028		6,214.21	6,214.21
02/18/2025	Coupon	91324PEP3	1,500,000.00	UNITEDHEALTH GROUP INC 5.25 02/15/2028		39,375.00	39,375.00
02/18/2025	Coupon	92970QAE5	2,330,000.00	WFCIT 2024-2 A 4.29 10/15/2029		8,329.75	8,329.75
02/20/2025	Coupon	36269WAD1	1,495,000.00	GMALT 2024-2 A3 5.39 07/20/2027		6,715.04	6,715.04
02/21/2025	Coupon	43815GAC3	198,494.96	HAROT 2021-4 A3 0.88 01/21/2026		94.29	94.29
02/21/2025	Principal Paydown	43815GAC3	198,494.96	HAROT 2021-4 A3 0.88 01/21/2026	33,868.18		33,868.18
02/25/2025	Coupon	05602RAD3	396,889.82	BMWOT 2022-A A3 3.21 08/25/2026		824.38	824.38
02/25/2025	Principal Paydown	05602RAD3	396,889.82	BMWOT 2022-A A3 3.21 08/25/2026	41,170.95		41,170.95
02/25/2025	Coupon	05611UAD5	1,800,000.00	BMWLT 2024-1 A3 4.98 03/25/2027		7,470.00	7,470.00
02/25/2025	Coupon	096919AD7	1,855,000.00	BMWOT 2024-A A3 5.18 02/26/2029		8,007.42	8,007.42
02/25/2025	Coupon	3135G05X7	6,285,000.00	FEDERAL NATIONAL MORTGAGE ASSOCIATION 0.375 08/25/2025		11,784.38	11,784.38
02/25/2025	Coupon	3137BSP72	1,500,000.00	FHMS K-058 A2 2.653 08/25/2026		3,316.25	3,316.25
02/25/2025	Coupon	3137BSRE5	3,000,000.00	FHMS K-059 A2 3.12 09/25/2026		7,800.00	7,800.00
02/25/2025	Coupon	3137F4D41	3,000,000.00	FHMS K-074 A2 3.6 01/25/2028		9,000.00	9,000.00
02/25/2025	Coupon	3137FBBX3	2,650,000.00	FHMS K-068 A2 3.244 08/25/2027		7,163.83	7,163.83
02/25/2025	Coupon	3137FEBQ2	4,690,000.00	FHMS K-072 A2 3.444 12/25/2027		13,460.30	13,460.30
02/25/2025	Coupon	3137FETN0	6,000,000.00	FHMS K-073 A2 3.35 01/25/2028		16,750.00	16,750.00
02/25/2025	Coupon	3137FG6X8	5,320,000.00	FHMS K-077 A2 3.85 05/25/2028		17,068.33	17,068.33
02/25/2025	Coupon	3137FGR31	1,997,000.00	FHMS K-078 A2 3.854 06/25/2028		6,413.70	6,413.70
02/25/2025	Coupon	3137FJEH8	3,148,000.00	FHMS K-081 A2 3.9 08/25/2028		10,231.00	10,231.00
02/25/2025	Coupon	3137FJKE8	2,500,000.00	FHMS K-082 A2 3.92 09/25/2028		8,166.67	8,166.67
02/25/2025	Coupon	3137FLMV3	4,950,000.00	FHMS K-090 A2 3.422 02/25/2029		14,115.75	14,115.75
02/25/2025	Coupon	3137FLYV0	3,000,000.00	FHMS K-092 A2 3.298 04/25/2029		8,245.00	8,245.00
02/25/2025	Coupon	3137H4BY5	5,000,000.00	FHMS K-746 A2 2.031 09/25/2028		8,462.50	8,462.50



# CASH FLOW REPORT



Payment Date	Transaction Type	CUSIP	Quantity	Security Description	Principal Amount	Income	Total Amount
02/25/2025	Coupon	3137H5YC5	8,000,000.00	FHMS K-748 A2 2.26 01/25/2029		15,066.67	15,066.67
02/26/2025	Coupon	17275RBR2	1,960,000.00	CISCO SYSTEMS INC 4.85 02/26/2029		47,530.00	47,530.00
02/27/2025	Coupon	14913UAJ9	2,500,000.00	CATERPILLAR FINANCIAL SERVICES CORP 4.85 02/27/2029		60,625.00	60,625.00
02/28/2025	Coupon	912828ZC7	7,000,000.00	UNITED STATES TREASURY 1.125 02/28/2025		39,375.00	39,375.00
02/28/2025	Final Maturity	912828ZC7	7,000,000.00	UNITED STATES TREASURY 1.125 02/28/2025	7,000,000.00		7,000,000.00
02/28/2025	Coupon	91282CCW9	1,570,000.00	UNITED STATES TREASURY 0.75 08/31/2026		5,887.50	5,887.50
02/28/2025	Coupon	91282CFH9	3,450,000.00	UNITED STATES TREASURY 3.125 08/31/2027		53,906.25	53,906.25
02/28/2025	Coupon	91282CGP0	7,000,000.00	UNITED STATES TREASURY 4.0 02/29/2028		140,000.00	140,000.00
02/28/2025	Coupon	91282CHX2	1,900,000.00	UNITED STATES TREASURY 4.375 08/31/2028		41,562.50	41,562.50
02/28/2025	Coupon	91282CKD2	7,000,000.00	UNITED STATES TREASURY 4.25 02/28/2029		148,750.00	148,750.00
02/28/2025	Coupon	91282CLK5	8,000,000.00	UNITED STATES TREASURY 3.625 08/31/2029		145,000.00	145,000.00
<b>February 2025 Total</b>					<b>8,317,256.31</b>	<b>1,551,977.01</b>	<b>9,869,233.32</b>
<b>MARCH 2025</b>							
03/03/2025	Coupon	74456QBX3	3,000,000.00	PUBLIC SERVICE ELECTRIC AND GAS CO 3.65 09/01/2028		54,750.00	54,750.00
03/03/2025	Coupon	808513BY0	1,300,000.00	CHARLES SCHWAB CORP 2.45 03/03/2027		15,925.00	15,925.00
03/10/2025	Coupon	57636QAW4	2,090,000.00	MASTERCARD INC 4.875 03/09/2028		50,943.75	50,943.75
03/10/2025	Coupon	89114TZT2	1,900,000.00	TORONTO-DOMINION BANK 2.8 03/10/2027		26,600.00	26,600.00
03/14/2025	Coupon	58989V2D5	1,715,000.00	MET TOWER GLOBAL FUNDING 1.25 09/14/2026		10,718.75	10,718.75
03/17/2025	Coupon	02582JIT8	2,765,000.00	AMXCA 2022-2 A 3.39 05/17/2027		7,811.13	7,811.13
03/17/2025	Coupon	02582JKH2	3,070,000.00	AMXCA 2024-1 A 5.23 04/16/2029		13,380.08	13,380.08
03/17/2025	Coupon	05522RDH8	2,000,000.00	BACCT 2023-2 A 4.98 11/16/2026		8,300.00	8,300.00
03/17/2025	Coupon	05522RDJ4	2,095,000.00	BACCT 2024-1 A 4.93 05/15/2029		8,606.96	8,606.96
03/17/2025	Coupon	161571HT4	3,645,000.00	CHAIT 2023-1 A 5.16 09/15/2028		15,673.50	15,673.50
03/17/2025	Coupon	26442UAH7	1,500,000.00	DUKE ENERGY PROGRESS LLC 3.45 03/15/2029		25,875.00	25,875.00
03/17/2025	Coupon	362554AC1	192,050.59	GMCAR 2021-4 A3 0.68 09/16/2026		73.39	73.39
03/17/2025	Principal Paydown	362554AC1	192,050.59	GMCAR 2021-4 A3 0.68 09/16/2026	24,659.04		24,659.04
03/17/2025	Coupon	36268GAD7	1,985,000.00	GMCAR 2024-1 A3 4.85 12/18/2028		8,022.71	8,022.71
03/17/2025	Coupon	380146AC4	205,562.16	GMCAR 2022-1 A3 1.26 11/16/2026		135.29	135.29



# CASH FLOW REPORT



Payment Date	Transaction Type	CUSIP	Quantity	Security Description	Principal Amount	Income	Total Amount
03/17/2025	Principal Paydown	380146AC4	205,562.16	GMCAR 2022-1 A3 1.26 11/16/2026	23,485.34		23,485.34
03/17/2025	Coupon	437918AC9	3,435,000.00	HAROT 2024-1 A3 5.21 08/15/2028		14,913.63	14,913.63
03/17/2025	Coupon	43815BAC4	595,959.24	HAROT 2022-1 A3 1.88 05/15/2026		604.13	604.13
03/17/2025	Principal Paydown	43815BAC4	595,959.24	HAROT 2022-1 A3 1.88 05/15/2026	66,703.64		66,703.64
03/17/2025	Coupon	448973AD9	2,000,000.00	HART 2024-A A3 4.99 02/15/2029		8,316.67	8,316.67
03/17/2025	Coupon	448977AD0	505,365.64	HART 2022-A A3 2.22 10/15/2026		618.26	618.26
03/17/2025	Principal Paydown	448977AD0	505,365.64	HART 2022-A A3 2.22 10/15/2026	55,033.48		55,033.48
03/17/2025	Coupon	44934FAD7	1,615,000.00	HALST 2024-B A3 5.41 05/17/2027		7,280.96	7,280.96
03/17/2025	Coupon	44935FAD6	107,254.03	HART 2021-C A3 0.74 05/15/2026		16.90	16.90
03/17/2025	Principal Paydown	44935FAD6	107,254.03	HART 2021-C A3 0.74 05/15/2026	26,761.08		26,761.08
03/17/2025	Coupon	47786WAD2	2,100,000.00	JDOT 2024-B A3 5.2 03/15/2029		9,100.00	9,100.00
03/17/2025	Coupon	47787JAC2	336,007.42	JDOT 2022 A3 0.36 09/15/2026		407.89	407.89
03/17/2025	Principal Paydown	47787JAC2	336,007.42	JDOT 2022 A3 0.36 09/15/2026	26,493.04		26,493.04
03/17/2025	Coupon	47789QAC4	196,058.82	JDOT 2021-B A3 0.52 03/16/2026		28.44	28.44
03/17/2025	Principal Paydown	47789QAC4	196,058.82	JDOT 2021-B A3 0.52 03/16/2026	40,311.14		40,311.14
03/17/2025	Coupon	47800CAC0	1,880,000.00	JDOT 2023 A3 5.01 11/15/2027		7,230.82	7,230.82
03/17/2025	Principal Paydown	47800CAC0	1,880,000.00	JDOT 2023 A3 5.01 11/15/2027	91,615.53		91,615.53
03/17/2025	Coupon	58770JAD6	1,085,000.00	MBALT 2024-A A3 5.32 01/18/2028		4,810.73	4,810.73
03/17/2025	Coupon	880591EZ1	3,500,000.00	TENNESSEE VALLEY AUTHORITY 3.875 03/15/2028		67,812.50	67,812.50
03/17/2025	Coupon	89238JAC9	197,414.38	TAOT 2021-D A3 0.71 04/15/2026		52.99	52.99
03/17/2025	Principal Paydown	89238JAC9	197,414.38	TAOT 2021-D A3 0.71 04/15/2026	32,919.17		32,919.17
03/17/2025	Coupon	92970QAE5	2,330,000.00	WFCIT 2024-2 A 4.29 10/15/2029		8,329.75	8,329.75
03/17/2025	Coupon	931142ER0	785,000.00	WALMART INC 1.05 09/17/2026		4,121.25	4,121.25
03/18/2025	Coupon	437930AC4	1,415,000.00	HONDO-242-A3 5.27 11/20/2028		6,214.21	6,214.21
03/20/2025	Coupon	36269WAD1	1,495,000.00	GMALT 2024-2 A3 5.39 07/20/2027		6,715.04	6,715.04
03/21/2025	Coupon	43815GAC3	198,494.96	HAROT 2021-4 A3 0.88 01/21/2026		69.45	69.45
03/21/2025	Principal Paydown	43815GAC3	198,494.96	HAROT 2021-4 A3 0.88 01/21/2026	32,887.88		32,887.88
03/24/2025	Coupon	3137EAEX3	6,295,000.00	FEDERAL HOME LOAN MORTGAGE CORP 0.375 09/23/2025		11,803.13	11,803.13
03/25/2025	Coupon	05602RAD3	396,889.82	BMWOT 2022-A A3 3.21 08/25/2026		714.25	714.25
03/25/2025	Principal Paydown	05602RAD3	396,889.82	BMWOT 2022-A A3 3.21 08/25/2026	39,859.03		39,859.03

# CASH FLOW REPORT



Payment Date	Transaction Type	CUSIP	Quantity	Security Description	Principal Amount	Income	Total Amount
03/25/2025	Coupon	05611UAD5	1,800,000.00	BMWLT 2024-1 A3 4.98 03/25/2027		7,470.00	7,470.00
03/25/2025	Coupon	096919AD7	1,855,000.00	BMWOT 2024-A A3 5.18 02/26/2029		8,007.42	8,007.42
03/25/2025	Coupon	3137BSP72	1,500,000.00	FHMS K-058 A2 2.653 08/25/2026		3,316.25	3,316.25
03/25/2025	Coupon	3137BSRE5	3,000,000.00	FHMS K-059 A2 3.12 09/25/2026		7,800.00	7,800.00
03/25/2025	Coupon	3137F4D41	3,000,000.00	FHMS K-074 A2 3.6 01/25/2028		9,000.00	9,000.00
03/25/2025	Coupon	3137FBBX3	2,650,000.00	FHMS K-068 A2 3.244 08/25/2027		7,163.83	7,163.83
03/25/2025	Coupon	3137FEBQ2	4,690,000.00	FHMS K-072 A2 3.444 12/25/2027		13,460.30	13,460.30
03/25/2025	Coupon	3137FETN0	6,000,000.00	FHMS K-073 A2 3.35 01/25/2028		16,750.00	16,750.00
03/25/2025	Coupon	3137FG6X8	5,320,000.00	FHMS K-077 A2 3.85 05/25/2028		17,068.33	17,068.33
03/25/2025	Coupon	3137FGR31	1,997,000.00	FHMS K-078 A2 3.854 06/25/2028		6,413.70	6,413.70
03/25/2025	Coupon	3137FJEH8	3,148,000.00	FHMS K-081 A2 3.9 08/25/2028		10,231.00	10,231.00
03/25/2025	Coupon	3137FJKE8	2,500,000.00	FHMS K-082 A2 3.92 09/25/2028		8,166.67	8,166.67
03/25/2025	Coupon	3137FLMV3	4,950,000.00	FHMS K-090 A2 3.422 02/25/2029		14,115.75	14,115.75
03/25/2025	Coupon	3137FLYV0	3,000,000.00	FHMS K-092 A2 3.298 04/25/2029		8,245.00	8,245.00
03/25/2025	Coupon	3137H4BY5	5,000,000.00	FHMS K-746 A2 2.031 09/25/2028		8,462.50	8,462.50
03/25/2025	Coupon	3137H5YC5	8,000,000.00	FHMS K-748 A2 2.26 01/25/2029		15,066.67	15,066.67
03/26/2025	Coupon	40139LBJ1	3,050,000.00	GUARDIAN LIFE GLOBAL FUNDING 4.179 09/26/2029		63,729.75	63,729.75
03/31/2025	Coupon	91282CAM3	3,200,000.00	UNITED STATES TREASURY 0.25 09/30/2025		4,000.00	4,000.00
03/31/2025	Coupon	91282CCZ2	3,130,000.00	UNITED STATES TREASURY 0.875 09/30/2026		13,693.75	13,693.75
03/31/2025	Coupon	91282CFM8	2,800,000.00	UNITED STATES TREASURY 4.125 09/30/2027		57,750.00	57,750.00
03/31/2025	Coupon	91282CJA0	5,800,000.00	UNITED STATES TREASURY 4.625 09/30/2028		134,125.00	134,125.00
03/31/2025	Coupon	91282CKG5	7,000,000.00	UNITED STATES TREASURY 4.125 03/31/2029		144,375.00	144,375.00
03/31/2025	Coupon	91282CLN9	8,500,000.00	UNITED STATES TREASURY 3.5 09/30/2029		148,750.00	148,750.00
<b>March 2025 Total</b>					<b>460,728.36</b>	<b>1,133,137.44</b>	<b>1,593,865.80</b>
<b>APRIL 2025</b>							
04/07/2025	Coupon	89115A2Y7	2,330,000.00	TORONTO-DOMINION BANK 4.994 04/05/2029		58,180.10	58,180.10
04/14/2025	Coupon	58989V2H6	2,000,000.00	MET TOWER GLOBAL FUNDING 5.25 04/12/2029		52,500.00	52,500.00
04/15/2025	Coupon	02582JIT8	2,765,000.00	AMXCA 2022-2 A 3.39 05/17/2027		7,811.13	7,811.13
04/15/2025	Coupon	02582JKH2	3,070,000.00	AMXCA 2024-1 A 5.23 04/16/2029		13,380.08	13,380.08
04/15/2025	Coupon	05522RDH8	2,000,000.00	BACCT 2023-2 A 4.98 11/16/2026		8,300.00	8,300.00

# CASH FLOW REPORT



Payment Date	Transaction Type	CUSIP	Quantity	Security Description	Principal Amount	Income	Total Amount
04/15/2025	Coupon	05522RDJ4	2,095,000.00	BACCT 2024-1 A 4.93 05/15/2029		8,606.96	8,606.96
04/15/2025	Coupon	161571HT4	3,645,000.00	CHAIT 2023-1 A 5.16 09/15/2028		15,673.50	15,673.50
04/15/2025	Coupon	437918AC9	3,435,000.00	HAROT 2024-1 A3 5.21 08/15/2028		14,913.63	14,913.63
04/15/2025	Coupon	43815BAC4	595,959.24	HAROT 2022-1 A3 1.88 05/15/2026		499.63	499.63
04/15/2025	Principal Paydown	43815BAC4	595,959.24	HAROT 2022-1 A3 1.88 05/15/2026	67,464.39		67,464.39
04/15/2025	Coupon	448973AD9	2,000,000.00	HART 2024-A A3 4.99 02/15/2029		8,316.67	8,316.67
04/15/2025	Coupon	448977AD0	505,365.64	HART 2022-A A3 2.22 10/15/2026		516.44	516.44
04/15/2025	Principal Paydown	448977AD0	505,365.64	HART 2022-A A3 2.22 10/15/2026	56,484.01		56,484.01
04/15/2025	Coupon	44934FAD7	1,615,000.00	HALST 2024-B A3 5.41 05/17/2027		7,280.96	7,280.96
04/15/2025	Coupon	44935FAD6	107,254.03	HART 2021-C A3 0.74 05/15/2026		0.39	0.39
04/15/2025	Effective Maturity	44935FAD6	107,254.03	HART 2021-C A3 0.74 05/15/2026	639.42		639.42
04/15/2025	Coupon	47786WAD2	2,100,000.00	JDOT 2024-B A3 5.2 03/15/2029		9,100.00	9,100.00
04/15/2025	Coupon	47787JAC2	336,007.42	JDOT 2022 A3 0.36 09/15/2026		356.67	356.67
04/15/2025	Principal Paydown	47787JAC2	336,007.42	JDOT 2022 A3 0.36 09/15/2026	33,689.12		33,689.12
04/15/2025	Coupon	47789QAC4	196,058.82	JDOT 2021-B A3 0.52 03/16/2026		10.97	10.97
04/15/2025	Effective Maturity	47789QAC4	196,058.82	JDOT 2021-B A3 0.52 03/16/2026	25,317.32		25,317.32
04/15/2025	Coupon	47800CAC0	1,880,000.00	JDOT 2023 A3 5.01 11/15/2027		6,848.33	6,848.33
04/15/2025	Principal Paydown	47800CAC0	1,880,000.00	JDOT 2023 A3 5.01 11/15/2027	110,467.60		110,467.60
04/15/2025	Coupon	58770JAD6	1,085,000.00	MBALT 2024-A A3 5.32 01/18/2028		4,810.73	4,810.73
04/15/2025	Coupon	89238JAC9	197,414.38	TAOT 2021-D A3 0.71 04/15/2026		33.51	33.51
04/15/2025	Principal Paydown	89238JAC9	197,414.38	TAOT 2021-D A3 0.71 04/15/2026	33,355.26		33,355.26
04/15/2025	Coupon	92970QAE5	2,330,000.00	WFCIT 2024-2 A 4.29 10/15/2029		8,329.75	8,329.75
04/16/2025	Coupon	362554AC1	192,050.59	GMCAR 2021-4 A3 0.68 09/16/2026		59.41	59.41
04/16/2025	Principal Paydown	362554AC1	192,050.59	GMCAR 2021-4 A3 0.68 09/16/2026	25,357.14		25,357.14
04/16/2025	Coupon	36268GAD7	1,985,000.00	GMCAR 2024-1 A3 4.85 12/18/2028		8,022.71	8,022.71
04/16/2025	Coupon	380146AC4	205,562.16	GMCAR 2022-1 A3 1.26 11/16/2026		110.63	110.63
04/16/2025	Principal Paydown	380146AC4	205,562.16	GMCAR 2022-1 A3 1.26 11/16/2026	24,208.45		24,208.45
04/18/2025	Coupon	437930AC4	1,415,000.00	HONDO-242-A3 5.27 11/20/2028		6,214.21	6,214.21
04/21/2025	Coupon	36269WAD1	1,495,000.00	GMALT 2024-2 A3 5.39 07/20/2027		6,715.04	6,715.04
04/21/2025	Coupon	43815GAC3	198,494.96	HAROT 2021-4 A3 0.88 01/21/2026		45.33	45.33
04/21/2025	Principal Paydown	43815GAC3	198,494.96	HAROT 2021-4 A3 0.88 01/21/2026	33,032.75		33,032.75

# CASH FLOW REPORT



Payment Date	Transaction Type	CUSIP	Quantity	Security Description	Principal Amount	Income	Total Amount
04/21/2025	Coupon	4581X0DV7	6,390,000.00	INTER-AMERICAN DEVELOPMENT BANK 0.875 04/20/2026		27,956.25	27,956.25
04/22/2025	Coupon	3135G03U5	5,270,000.00	FEDERAL NATIONAL MORTGAGE ASSOCIATION 0.625 04/22/2025		16,468.75	16,468.75
04/22/2025	Final Maturity	3135G03U5	5,270,000.00	FEDERAL NATIONAL MORTGAGE ASSOCIATION 0.625 04/22/2025	5,270,000.00		5,270,000.00
04/22/2025	Coupon	46647PBK1	1,000,000.00	JPMORGAN CHASE & CO 2.083 04/22/2026		10,415.00	10,415.00
04/22/2025	Effective Maturity	46647PBK1	1,000,000.00	JPMORGAN CHASE & CO 2.083 04/22/2026	1,000,000.00		1,000,000.00
04/25/2025	Coupon	05602RAD3	396,889.82	BMWOT 2022-A A3 3.21 08/25/2026		607.63	607.63
04/25/2025	Principal Paydown	05602RAD3	396,889.82	BMWOT 2022-A A3 3.21 08/25/2026	40,721.87		40,721.87
04/25/2025	Coupon	05611UAD5	1,800,000.00	BMWLT 2024-1 A3 4.98 03/25/2027		7,470.00	7,470.00
04/25/2025	Coupon	096919AD7	1,855,000.00	BMWOT 2024-A A3 5.18 02/26/2029		8,007.42	8,007.42
04/25/2025	Coupon	3137BSP72	1,500,000.00	FHMS K-058 A2 2.653 08/25/2026		3,316.25	3,316.25
04/25/2025	Coupon	3137BSRE5	3,000,000.00	FHMS K-059 A2 3.12 09/25/2026		7,800.00	7,800.00
04/25/2025	Coupon	3137F4D41	3,000,000.00	FHMS K-074 A2 3.6 01/25/2028		9,000.00	9,000.00
04/25/2025	Coupon	3137FBBX3	2,650,000.00	FHMS K-068 A2 3.244 08/25/2027		7,163.83	7,163.83
04/25/2025	Coupon	3137FEBQ2	4,690,000.00	FHMS K-072 A2 3.444 12/25/2027		13,460.30	13,460.30
04/25/2025	Coupon	3137FETN0	6,000,000.00	FHMS K-073 A2 3.35 01/25/2028		16,750.00	16,750.00
04/25/2025	Coupon	3137FG6X8	5,320,000.00	FHMS K-077 A2 3.85 05/25/2028		17,068.33	17,068.33
04/25/2025	Coupon	3137FGR31	1,997,000.00	FHMS K-078 A2 3.854 06/25/2028		6,413.70	6,413.70
04/25/2025	Coupon	3137FJEH8	3,148,000.00	FHMS K-081 A2 3.9 08/25/2028		10,231.00	10,231.00
04/25/2025	Coupon	3137FJKE8	2,500,000.00	FHMS K-082 A2 3.92 09/25/2028		8,166.67	8,166.67
04/25/2025	Coupon	3137FLMV3	4,950,000.00	FHMS K-090 A2 3.422 02/25/2029		14,115.75	14,115.75
04/25/2025	Coupon	3137FLYV0	3,000,000.00	FHMS K-092 A2 3.298 04/25/2029		8,245.00	8,245.00
04/25/2025	Coupon	3137H4BY5	5,000,000.00	FHMS K-746 A2 2.031 09/25/2028		8,462.50	8,462.50
04/25/2025	Coupon	3137H5YC5	8,000,000.00	FHMS K-748 A2 2.26 01/25/2029		15,066.67	15,066.67
04/28/2025	Coupon	459058JL8	6,300,000.00	INTERNATIONAL BANK FOR RECONSTRUCTION AND DEVELOPM 0.5 10/28/2025		15,750.00	15,750.00
04/30/2025	Coupon	91282CAT8	6,000,000.00	UNITED STATES TREASURY 0.25 10/31/2025		7,500.00	7,500.00
04/30/2025	Coupon	91282CDG3	3,120,000.00	UNITED STATES TREASURY 1.125 10/31/2026		17,550.00	17,550.00
04/30/2025	Coupon	91282CJF9	2,000,000.00	UNITED STATES TREASURY 4.875 10/31/2028		48,750.00	48,750.00
04/30/2025	Coupon	91282CKP5	7,000,000.00	UNITED STATES TREASURY 4.625 04/30/2029		161,875.00	161,875.00

# CASH FLOW REPORT



Payment Date	Transaction Type	CUSIP	Quantity	Security Description	Principal Amount	Income	Total Amount
<b>April 2025 Total</b>					<b>6,720,737.33</b>	<b>714,246.81</b>	<b>7,434,984.15</b>
<b>MAY 2025</b>							
05/01/2025	Coupon	06367WB85	2,761,000.00	BANK OF MONTREAL 1.85 05/01/2025		25,539.25	25,539.25
05/01/2025	Final Maturity	06367WB85	2,761,000.00	BANK OF MONTREAL 1.85 05/01/2025	2,761,000.00		2,761,000.00
05/01/2025	Coupon	74460DAD1	3,000,000.00	PUBLIC STORAGE OPERATING CO 3.385 05/01/2029		50,775.00	50,775.00
05/07/2025	Coupon	3135G06G3	6,300,000.00	FEDERAL NATIONAL MORTGAGE ASSOCIATION 0.5 11/07/2025		15,750.00	15,750.00
05/12/2025	Coupon	023135BX3	4,865,000.00	AMAZON.COM INC 1.0 05/12/2026		24,325.00	24,325.00
05/12/2025	Coupon	037833ET3	1,650,000.00	APPLE INC 4.0 05/10/2028		33,000.00	33,000.00
05/12/2025	Coupon	665859AW4	1,345,000.00	NORTHERN TRUST CORP 4.0 05/10/2027		26,900.00	26,900.00
05/15/2025	Coupon	02582JIT8	2,765,000.00	AMXCA 2022-2 A 3.39 05/17/2027		7,811.13	7,811.13
05/15/2025	Final Maturity	02582JIT8	2,765,000.00	AMXCA 2022-2 A 3.39 05/17/2027	2,765,000.00		2,765,000.00
05/15/2025	Coupon	02582JKH2	3,070,000.00	AMXCA 2024-1 A 5.23 04/16/2029		13,380.08	13,380.08
05/15/2025	Coupon	05522RDH8	2,000,000.00	BACCT 2023-2 A 4.98 11/16/2026		8,300.00	8,300.00
05/15/2025	Coupon	05522RDJ4	2,095,000.00	BACCT 2024-1 A 4.93 05/15/2029		8,606.96	8,606.96
05/15/2025	Coupon	161571HT4	3,645,000.00	CHAIT 2023-1 A 5.16 09/15/2028		15,673.50	15,673.50
05/15/2025	Coupon	26442CAX2	3,280,000.00	DUKE ENERGY CAROLINAS LLC 3.95 11/15/2028		64,780.00	64,780.00
05/15/2025	Coupon	437918AC9	3,435,000.00	HAROT 2024-1 A3 5.21 08/15/2028		14,913.63	14,913.63
05/15/2025	Coupon	43815BAC4	595,959.24	HAROT 2022-1 A3 1.88 05/15/2026		393.94	393.94
05/15/2025	Principal Paydown	43815BAC4	595,959.24	HAROT 2022-1 A3 1.88 05/15/2026	64,886.36		64,886.36
05/15/2025	Coupon	448973AD9	2,000,000.00	HART 2024-A A3 4.99 02/15/2029		8,316.67	8,316.67
05/15/2025	Coupon	448977AD0	505,365.64	HART 2022-A A3 2.22 10/15/2026		411.95	411.95
05/15/2025	Principal Paydown	448977AD0	505,365.64	HART 2022-A A3 2.22 10/15/2026	54,240.23		54,240.23
05/15/2025	Coupon	44934FAD7	1,615,000.00	HALST 2024-B A3 5.41 05/17/2027		7,280.96	7,280.96
05/15/2025	Coupon	47786WAD2	2,100,000.00	JDOT 2024-B A3 5.2 03/15/2029		9,100.00	9,100.00
05/15/2025	Coupon	47787JAC2	336,007.42	JDOT 2022 A3 0.36 09/15/2026		291.53	291.53
05/15/2025	Principal Paydown	47787JAC2	336,007.42	JDOT 2022 A3 0.36 09/15/2026	30,921.41		30,921.41
05/15/2025	Coupon	47800CAC0	1,880,000.00	JDOT 2023 A3 5.01 11/15/2027		6,387.13	6,387.13
05/15/2025	Principal Paydown	47800CAC0	1,880,000.00	JDOT 2023 A3 5.01 11/15/2027	106,708.28		106,708.28
05/15/2025	Coupon	58770JAD6	1,085,000.00	MBALT 2024-A A3 5.32 01/18/2028		4,810.73	4,810.73

# CASH FLOW REPORT



Payment Date	Transaction Type	CUSIP	Quantity	Security Description	Principal Amount	Income	Total Amount
05/15/2025	Coupon	89238JAC9	197,414.38	TAOT 2021-D A3 0.71 04/15/2026		13.77	13.77
05/15/2025	Effective Maturity	89238JAC9	197,414.38	TAOT 2021-D A3 0.71 04/15/2026	23,278.94		23,278.94
05/15/2025	Coupon	91324PEC2	805,000.00	UNITEDHEALTH GROUP INC 1.15 05/15/2026		4,628.75	4,628.75
05/15/2025	Coupon	91324PEG3	1,365,000.00	UNITEDHEALTH GROUP INC 3.7 05/15/2027		25,252.50	25,252.50
05/15/2025	Coupon	92970QAE5	2,330,000.00	WFCIT 2024-2 A 4.29 10/15/2029		8,329.75	8,329.75
05/16/2025	Coupon	362554AC1	192,050.59	GMCAR 2021-4 A3 0.68 09/16/2026		45.04	45.04
05/16/2025	Principal Paydown	362554AC1	192,050.59	GMCAR 2021-4 A3 0.68 09/16/2026	24,523.32		24,523.32
05/16/2025	Coupon	36268GAD7	1,985,000.00	GMCAR 2024-1 A3 4.85 12/18/2028		8,022.71	8,022.71
05/16/2025	Coupon	380146AC4	205,562.16	GMCAR 2022-1 A3 1.26 11/16/2026		85.21	85.21
05/16/2025	Principal Paydown	380146AC4	205,562.16	GMCAR 2022-1 A3 1.26 11/16/2026	23,200.54		23,200.54
05/19/2025	Coupon	22160KAM7	2,500,000.00	COSTCO WHOLESALE CORP 3.0 05/18/2027		37,500.00	37,500.00
05/19/2025	Coupon	437930AC4	1,415,000.00	HONDO-242-A3 5.27 11/20/2028		6,214.21	6,214.21
05/19/2025	Coupon	58933YBH7	1,975,000.00	MERCK & CO INC 4.05 05/17/2028		39,993.75	39,993.75
05/20/2025	Coupon	36269WAD1	1,495,000.00	GMALT 2024-2 A3 5.39 07/20/2027		6,715.04	6,715.04
05/21/2025	Coupon	43815GAC3	198,494.96	HAROT 2021-4 A3 0.88 01/21/2026		21.11	21.11
05/21/2025	Effective Maturity	43815GAC3	198,494.96	HAROT 2021-4 A3 0.88 01/21/2026	28,786.57		28,786.57
05/26/2025	Coupon	05602RAD3	396,889.82	BMWOT 2022-A A3 3.21 08/25/2026		498.70	498.70
05/26/2025	Principal Paydown	05602RAD3	396,889.82	BMWOT 2022-A A3 3.21 08/25/2026	39,104.57		39,104.57
05/26/2025	Coupon	05611UAD5	1,800,000.00	BMWLT 2024-1 A3 4.98 03/25/2027		7,470.00	7,470.00
05/26/2025	Coupon	096919AD7	1,855,000.00	BMWOT 2024-A A3 5.18 02/26/2029		8,007.42	8,007.42
05/26/2025	Coupon	3137BSP72	1,500,000.00	FHMS K-058 A2 2.653 08/25/2026		3,316.25	3,316.25
05/26/2025	Coupon	3137BSRE5	3,000,000.00	FHMS K-059 A2 3.12 09/25/2026		7,800.00	7,800.00
05/26/2025	Coupon	3137F4D41	3,000,000.00	FHMS K-074 A2 3.6 01/25/2028		9,000.00	9,000.00
05/26/2025	Coupon	3137FBBX3	2,650,000.00	FHMS K-068 A2 3.244 08/25/2027		7,163.83	7,163.83
05/26/2025	Coupon	3137FEBQ2	4,690,000.00	FHMS K-072 A2 3.444 12/25/2027		13,460.30	13,460.30
05/26/2025	Coupon	3137FETN0	6,000,000.00	FHMS K-073 A2 3.35 01/25/2028		16,750.00	16,750.00
05/26/2025	Coupon	3137FG6X8	5,320,000.00	FHMS K-077 A2 3.85 05/25/2028		17,068.33	17,068.33
05/26/2025	Coupon	3137FGR31	1,997,000.00	FHMS K-078 A2 3.854 06/25/2028		6,413.70	6,413.70
05/26/2025	Coupon	3137FJEH8	3,148,000.00	FHMS K-081 A2 3.9 08/25/2028		10,231.00	10,231.00
05/26/2025	Coupon	3137FJKE8	2,500,000.00	FHMS K-082 A2 3.92 09/25/2028		8,166.67	8,166.67
05/26/2025	Coupon	3137FLMV3	4,950,000.00	FHMS K-090 A2 3.422 02/25/2029		14,115.75	14,115.75
05/26/2025	Coupon	3137FLYV0	3,000,000.00	FHMS K-092 A2 3.298 04/25/2029		8,245.00	8,245.00

# CASH FLOW REPORT



Payment Date	Transaction Type	CUSIP	Quantity	Security Description	Principal Amount	Income	Total Amount
05/26/2025	Coupon	3137H4BY5	5,000,000.00	FHMS K-746 A2 2.031 09/25/2028		8,462.50	8,462.50
05/26/2025	Coupon	3137H5YC5	8,000,000.00	FHMS K-748 A2 2.26 01/25/2029		15,066.67	15,066.67
05/30/2025	Coupon	57629W4T4	1,850,000.00	MASSMUTUAL GLOBAL FUNDING II 5.15 05/30/2029		47,637.50	47,637.50
<b>May 2025 Total</b>					<b>5,921,650.21</b>	<b>692,442.90</b>	<b>6,614,093.11</b>
<b>JUNE 2025</b>							
06/02/2025	Coupon	91282CAZ4	3,800,000.00	UNITED STATES TREASURY 0.375 11/30/2025		7,125.00	7,125.00
06/02/2025	Coupon	91282CET4	2,400,000.00	UNITED STATES TREASURY 2.625 05/31/2027		31,500.00	31,500.00
06/02/2025	Coupon	91282CFZ9	4,600,000.00	UNITED STATES TREASURY 3.875 11/30/2027		89,125.00	89,125.00
06/02/2025	Coupon	91282CHE4	7,000,000.00	UNITED STATES TREASURY 3.625 05/31/2028		126,875.00	126,875.00
06/02/2025	Coupon	91282CJN2	3,400,000.00	UNITED STATES TREASURY 4.375 11/30/2028		74,375.00	74,375.00
06/02/2025	Coupon	91282CKT7	4,400,000.00	UNITED STATES TREASURY 4.5 05/31/2029		99,000.00	99,000.00
06/05/2025	Coupon	64952WFK4	3,445,000.00	NEW YORK LIFE GLOBAL FUNDING 4.6 12/05/2029		79,235.00	79,235.00
06/06/2025	Coupon	64952WFG3	2,120,000.00	NEW YORK LIFE GLOBAL FUNDING 5.0 06/06/2029		53,000.00	53,000.00
06/09/2025	Coupon	89115A2C5	1,400,000.00	TORONTO-DOMINION BANK 4.108 06/08/2027		28,756.00	28,756.00
06/10/2025	Coupon	40139LBC6	3,000,000.00	GUARDIAN LIFE GLOBAL FUNDING 0.875 12/10/2025		13,125.00	13,125.00
06/16/2025	Coupon	02582JKH2	3,070,000.00	AMXCA 2024-1 A 5.23 04/16/2029		13,380.08	13,380.08
06/16/2025	Coupon	05522RDH8	2,000,000.00	BACCT 2023-2 A 4.98 11/16/2026		8,300.00	8,300.00
06/16/2025	Coupon	05522RDJ4	2,095,000.00	BACCT 2024-1 A 4.93 05/15/2029		8,606.96	8,606.96
06/16/2025	Coupon	161571HT4	3,645,000.00	CHAIT 2023-1 A 5.16 09/15/2028		15,673.50	15,673.50
06/16/2025	Coupon	362554AC1	192,050.59	GMCAR 2021-4 A3 0.68 09/16/2026		31.15	31.15
06/16/2025	Principal Paydown	362554AC1	192,050.59	GMCAR 2021-4 A3 0.68 09/16/2026	23,454.21		23,454.21
06/16/2025	Coupon	36268GAD7	1,985,000.00	GMCAR 2024-1 A3 4.85 12/18/2028		8,022.71	8,022.71
06/16/2025	Coupon	380146AC4	205,562.16	GMCAR 2022-1 A3 1.26 11/16/2026		60.85	60.85
06/16/2025	Principal Paydown	380146AC4	205,562.16	GMCAR 2022-1 A3 1.26 11/16/2026	22,725.56		22,725.56
06/16/2025	Coupon	437918AC9	3,435,000.00	HAROT 2024-1 A3 5.21 08/15/2028		14,913.63	14,913.63
06/16/2025	Coupon	43815BAC4	595,959.24	HAROT 2022-1 A3 1.88 05/15/2026		292.28	292.28
06/16/2025	Principal Paydown	43815BAC4	595,959.24	HAROT 2022-1 A3 1.88 05/15/2026	63,281.87		63,281.87
06/16/2025	Coupon	448973AD9	2,000,000.00	HART 2024-A A3 4.99 02/15/2029		8,316.67	8,316.67



# CASH FLOW REPORT



Payment Date	Transaction Type	CUSIP	Quantity	Security Description	Principal Amount	Income	Total Amount
06/16/2025	Coupon	448977AD0	505,365.64	HART 2022-A A3 2.22 10/15/2026		311.60	311.60
06/16/2025	Principal Paydown	448977AD0	505,365.64	HART 2022-A A3 2.22 10/15/2026	53,077.89		53,077.89
06/16/2025	Coupon	44934FAD7	1,615,000.00	HALST 2024-B A3 5.41 05/17/2027		7,280.96	7,280.96
06/16/2025	Coupon	47786WAD2	2,100,000.00	JDOT 2024-B A3 5.2 03/15/2029		9,100.00	9,100.00
06/16/2025	Coupon	47787JAC2	336,007.42	JDOT 2022 A3 0.36 09/15/2026		231.75	231.75
06/16/2025	Principal Paydown	47787JAC2	336,007.42	JDOT 2022 A3 0.36 09/15/2026	25,020.60		25,020.60
06/16/2025	Coupon	47800CAC0	1,880,000.00	JDOT 2023 A3 5.01 11/15/2027		5,941.62	5,941.62
06/16/2025	Principal Paydown	47800CAC0	1,880,000.00	JDOT 2023 A3 5.01 11/15/2027	96,036.94		96,036.94
06/16/2025	Coupon	58770JAD6	1,085,000.00	MBALT 2024-A A3 5.32 01/18/2028		4,810.73	4,810.73
06/16/2025	Coupon	74340XCG4	4,000,000.00	PROLOGIS LP 4.875 06/15/2028		97,500.00	97,500.00
06/16/2025	Coupon	92970QAE5	2,330,000.00	WFCIT 2024-2 A 4.29 10/15/2029		8,329.75	8,329.75
06/17/2025	Coupon	3135G04Z3	6,200,000.00	FEDERAL NATIONAL MORTGAGE ASSOCIATION 0.5 06/17/2025		15,500.00	15,500.00
06/17/2025	Final Maturity	3135G04Z3	6,200,000.00	FEDERAL NATIONAL MORTGAGE ASSOCIATION 0.5 06/17/2025	6,200,000.00		6,200,000.00
06/18/2025	Coupon	437930AC4	1,415,000.00	HONDO-242-A3 5.27 11/20/2028		6,214.21	6,214.21
06/18/2025	Coupon	89236TJK2	3,325,000.00	TOYOTA MOTOR CREDIT CORP 1.125 06/18/2026		18,703.13	18,703.13
06/19/2025	Coupon	06051GJD2	3,000,000.00	BANK OF AMERICA CORP 1.319 06/19/2026		19,785.00	19,785.00
06/19/2025	Effective Maturity	06051GJD2	3,000,000.00	BANK OF AMERICA CORP 1.319 06/19/2026	3,000,000.00		3,000,000.00
06/20/2025	Coupon	36269WAD1	1,495,000.00	GMALT 2024-2 A3 5.39 07/20/2027		6,715.04	6,715.04
06/25/2025	Coupon	05602RAD3	396,889.82	BMWOT 2022-A A3 3.21 08/25/2026		394.09	394.09
06/25/2025	Principal Paydown	05602RAD3	396,889.82	BMWOT 2022-A A3 3.21 08/25/2026	36,825.64		36,825.64
06/25/2025	Coupon	05611UAD5	1,800,000.00	BMWLT 2024-1 A3 4.98 03/25/2027		7,470.00	7,470.00
06/25/2025	Coupon	096919AD7	1,855,000.00	BMWOT 2024-A A3 5.18 02/26/2029		8,007.42	8,007.42
06/25/2025	Coupon	3137BSP72	1,500,000.00	FHMS K-058 A2 2.653 08/25/2026		3,316.25	3,316.25
06/25/2025	Coupon	3137BSRE5	3,000,000.00	FHMS K-059 A2 3.12 09/25/2026		7,800.00	7,800.00
06/25/2025	Coupon	3137F4D41	3,000,000.00	FHMS K-074 A2 3.6 01/25/2028		9,000.00	9,000.00
06/25/2025	Coupon	3137FBBX3	2,650,000.00	FHMS K-068 A2 3.244 08/25/2027		7,163.83	7,163.83
06/25/2025	Coupon	3137FEBQ2	4,690,000.00	FHMS K-072 A2 3.444 12/25/2027		13,460.30	13,460.30
06/25/2025	Coupon	3137FETN0	6,000,000.00	FHMS K-073 A2 3.35 01/25/2028		16,750.00	16,750.00
06/25/2025	Coupon	3137FG6X8	5,320,000.00	FHMS K-077 A2 3.85 05/25/2028		17,068.33	17,068.33



# CASH FLOW REPORT



Payment Date	Transaction Type	CUSIP	Quantity	Security Description	Principal Amount	Income	Total Amount
06/25/2025	Coupon	3137FGR31	1,997,000.00	FHMS K-078 A2 3.854 06/25/2028		6,413.70	6,413.70
06/25/2025	Coupon	3137FJEH8	3,148,000.00	FHMS K-081 A2 3.9 08/25/2028		10,231.00	10,231.00
06/25/2025	Coupon	3137FJKE8	2,500,000.00	FHMS K-082 A2 3.92 09/25/2028		8,166.67	8,166.67
06/25/2025	Coupon	3137FLMV3	4,950,000.00	FHMS K-090 A2 3.422 02/25/2029		14,115.75	14,115.75
06/25/2025	Coupon	3137FLYV0	3,000,000.00	FHMS K-092 A2 3.298 04/25/2029		8,245.00	8,245.00
06/25/2025	Coupon	3137H4BY5	5,000,000.00	FHMS K-746 A2 2.031 09/25/2028		8,462.50	8,462.50
06/25/2025	Coupon	3137H5YC5	8,000,000.00	FHMS K-748 A2 2.26 01/25/2029		15,066.67	15,066.67
06/25/2025	Coupon	437076DC3	3,000,000.00	HOME DEPOT INC 4.75 06/25/2029		71,250.00	71,250.00
06/30/2025	Coupon	3130AWN63	3,000,000.00	FEDERAL HOME LOAN BANKS 4.0 06/30/2028		60,000.00	60,000.00
06/30/2025	Coupon	91282CEW7	6,650,000.00	UNITED STATES TREASURY 3.25 06/30/2027		108,062.50	108,062.50
06/30/2025	Coupon	91282CGC9	7,000,000.00	UNITED STATES TREASURY 3.875 12/31/2027		135,625.00	135,625.00
06/30/2025	Coupon	91282CJR3	11,000,000.00	UNITED STATES TREASURY 3.75 12/31/2028		206,250.00	206,250.00
06/30/2025	Coupon	91282CKX8	4,000,000.00	UNITED STATES TREASURY 4.25 06/30/2029		85,000.00	85,000.00
<b>June 2025 Total</b>					<b>9,520,422.72</b>	<b>1,707,456.61</b>	<b>11,227,879.33</b>
<b>JULY 2025</b>							
07/10/2025	Coupon	66815L2Q1	2,400,000.00	NORTHWESTERN MUTUAL GLOBAL FUNDING 4.71 01/10/2029		56,520.00	56,520.00
07/11/2025	Coupon	59217GER6	2,485,000.00	METROPOLITAN LIFE GLOBAL FUNDING I 1.875 01/11/2027		23,296.88	23,296.88
07/15/2025	Coupon	02582JKH2	3,070,000.00	AMXCA 2024-1 A 5.23 04/16/2029		13,380.08	13,380.08
07/15/2025	Coupon	05522RDH8	2,000,000.00	BACCT 2023-2 A 4.98 11/16/2026		8,300.00	8,300.00
07/15/2025	Coupon	05522RDJ4	2,095,000.00	BACCT 2024-1 A 4.93 05/15/2029		8,606.96	8,606.96
07/15/2025	Coupon	161571HT4	3,645,000.00	CHAIT 2023-1 A 5.16 09/15/2028		15,673.50	15,673.50
07/15/2025	Coupon	437918AC9	3,435,000.00	HAROT 2024-1 A3 5.21 08/15/2028		14,913.63	14,913.63
07/15/2025	Coupon	43815BAC4	595,959.24	HAROT 2022-1 A3 1.88 05/15/2026		193.14	193.14
07/15/2025	Principal Paydown	43815BAC4	595,959.24	HAROT 2022-1 A3 1.88 05/15/2026	61,630.44		61,630.44
07/15/2025	Coupon	448973AD9	2,000,000.00	HART 2024-A A3 4.99 02/15/2029		8,316.67	8,316.67
07/15/2025	Coupon	448977AD0	505,365.64	HART 2022-A A3 2.22 10/15/2026		213.41	213.41
07/15/2025	Principal Paydown	448977AD0	505,365.64	HART 2022-A A3 2.22 10/15/2026	51,888.00		51,888.00
07/15/2025	Coupon	44934FAD7	1,615,000.00	HALST 2024-B A3 5.41 05/17/2027		7,280.96	7,280.96
07/15/2025	Coupon	47786WAD2	2,100,000.00	JDOT 2024-B A3 5.2 03/15/2029		9,100.00	9,100.00
07/15/2025	Coupon	47787JAC2	336,007.42	JDOT 2022 A3 0.36 09/15/2026		183.38	183.38

# CASH FLOW REPORT



Payment Date	Transaction Type	CUSIP	Quantity	Security Description	Principal Amount	Income	Total Amount
07/15/2025	Principal Paydown	47787JAC2	336,007.42	JDOT 2022 A3 0.36 09/15/2026	29,637.85		29,637.85
07/15/2025	Coupon	47800CAC0	1,880,000.00	JDOT 2023 A3 5.01 11/15/2027		5,540.66	5,540.66
07/15/2025	Principal Paydown	47800CAC0	1,880,000.00	JDOT 2023 A3 5.01 11/15/2027	98,682.51		98,682.51
07/15/2025	Coupon	58770JAD6	1,085,000.00	MBALT 2024-A A3 5.32 01/18/2028		4,810.73	4,810.73
07/15/2025	Coupon	756109AU8	4,500,000.00	REALTY INCOME CORP 3.65 01/15/2028		82,125.00	82,125.00
07/15/2025	Coupon	92970QAE5	2,330,000.00	WFCIT 2024-2 A 4.29 10/15/2029		8,329.75	8,329.75
07/16/2025	Coupon	362554AC1	192,050.59	GMCAR 2021-4 A3 0.68 09/16/2026		17.86	17.86
07/16/2025	Principal Paydown	362554AC1	192,050.59	GMCAR 2021-4 A3 0.68 09/16/2026	22,532.40		22,532.40
07/16/2025	Coupon	36268GAD7	1,985,000.00	GMCAR 2024-1 A3 4.85 12/18/2028		8,022.71	8,022.71
07/16/2025	Coupon	380146AC4	205,562.16	GMCAR 2022-1 A3 1.26 11/16/2026		36.99	36.99
07/16/2025	Principal Paydown	380146AC4	205,562.16	GMCAR 2022-1 A3 1.26 11/16/2026	22,220.42		22,220.42
07/16/2025	Coupon	57629WDE7	2,272,000.00	MASSMUTUAL GLOBAL FUNDING II 1.2 07/16/2026		13,632.00	13,632.00
07/17/2025	Coupon	57629W5B2	2,140,000.00	MASSMUTUAL GLOBAL FUNDING II 4.85 01/17/2029		51,895.00	51,895.00
07/17/2025	Coupon	713448FX1	3,775,000.00	PEPSICO INC 4.5 07/17/2029		84,937.50	84,937.50
07/18/2025	Coupon	437930AC4	1,415,000.00	HONDO-242-A3 5.27 11/20/2028		6,214.21	6,214.21
07/21/2025	Coupon	24422EWR6	2,450,000.00	JOHN DEERE CAPITAL CORP 4.75 01/20/2028		58,187.50	58,187.50
07/21/2025	Coupon	3137EAEU9	6,300,000.00	FEDERAL HOME LOAN MORTGAGE CORP 0.375 07/21/2025		11,812.50	11,812.50
07/21/2025	Final Maturity	3137EAEU9	6,300,000.00	FEDERAL HOME LOAN MORTGAGE CORP 0.375 07/21/2025	6,300,000.00		6,300,000.00
07/21/2025	Coupon	36269WAD1	1,495,000.00	GMALT 2024-2 A3 5.39 07/20/2027		6,715.04	6,715.04
07/23/2025	Coupon	46647PAM8	3,300,000.00	JPMORGAN CHASE & CO 3.509 01/23/2029		57,898.50	57,898.50
07/25/2025	Coupon	05602RAD3	396,889.82	BMWOT 2022-A A3 3.21 08/25/2026		295.58	295.58
07/25/2025	Principal Paydown	05602RAD3	396,889.82	BMWOT 2022-A A3 3.21 08/25/2026	35,220.61		35,220.61
07/25/2025	Coupon	05611UAD5	1,800,000.00	BMWLT 2024-1 A3 4.98 03/25/2027		7,470.00	7,470.00
07/25/2025	Principal Paydown	05611UAD5	1,800,000.00	BMWLT 2024-1 A3 4.98 03/25/2027	69,686.62		69,686.62
07/25/2025	Coupon	096919AD7	1,855,000.00	BMWOT 2024-A A3 5.18 02/26/2029		8,007.42	8,007.42
07/25/2025	Coupon	3137BSP72	1,500,000.00	FHMS K-058 A2 2.653 08/25/2026		3,316.25	3,316.25
07/25/2025	Coupon	3137BSRE5	3,000,000.00	FHMS K-059 A2 3.12 09/25/2026		7,800.00	7,800.00
07/25/2025	Coupon	3137F4D41	3,000,000.00	FHMS K-074 A2 3.6 01/25/2028		9,000.00	9,000.00

# CASH FLOW REPORT



Payment Date	Transaction Type	CUSIP	Quantity	Security Description	Principal Amount	Income	Total Amount
07/25/2025	Coupon	3137FBBX3	2,650,000.00	FHMS K-068 A2 3.244 08/25/2027		7,163.83	7,163.83
07/25/2025	Coupon	3137FEBQ2	4,690,000.00	FHMS K-072 A2 3.444 12/25/2027		13,460.30	13,460.30
07/25/2025	Coupon	3137FETN0	6,000,000.00	FHMS K-073 A2 3.35 01/25/2028		16,750.00	16,750.00
07/25/2025	Coupon	3137FG6X8	5,320,000.00	FHMS K-077 A2 3.85 05/25/2028		17,068.33	17,068.33
07/25/2025	Coupon	3137FGR31	1,997,000.00	FHMS K-078 A2 3.854 06/25/2028		6,413.70	6,413.70
07/25/2025	Coupon	3137FJEH8	3,148,000.00	FHMS K-081 A2 3.9 08/25/2028		10,231.00	10,231.00
07/25/2025	Coupon	3137FJKE8	2,500,000.00	FHMS K-082 A2 3.92 09/25/2028		8,166.67	8,166.67
07/25/2025	Coupon	3137FLMV3	4,950,000.00	FHMS K-090 A2 3.422 02/25/2029		14,115.75	14,115.75
07/25/2025	Coupon	3137FLYV0	3,000,000.00	FHMS K-092 A2 3.298 04/25/2029		8,245.00	8,245.00
07/25/2025	Coupon	3137H4BY5	5,000,000.00	FHMS K-746 A2 2.031 09/25/2028		8,462.50	8,462.50
07/25/2025	Coupon	3137H5YC5	8,000,000.00	FHMS K-748 A2 2.26 01/25/2029		15,066.67	15,066.67
07/31/2025	Coupon	91282CAB7	1,725,000.00	UNITED STATES TREASURY 0.25 07/31/2025		2,156.25	2,156.25
07/31/2025	Final Maturity	91282CAB7	1,725,000.00	UNITED STATES TREASURY 0.25 07/31/2025	1,725,000.00		1,725,000.00
07/31/2025	Coupon	91282CFB2	1,300,000.00	UNITED STATES TREASURY 2.75 07/31/2027		17,875.00	17,875.00
07/31/2025	Coupon	91282CGH8	7,000,000.00	UNITED STATES TREASURY 3.5 01/31/2028		122,500.00	122,500.00
07/31/2025	Coupon	91282CJW2	5,000,000.00	UNITED STATES TREASURY 4.0 01/31/2029		100,000.00	100,000.00
<b>July 2025 Total</b>					<b>8,416,498.86</b>	<b>969,718.79</b>	<b>9,386,217.65</b>
<b>AUGUST 2025</b>							
08/01/2025	Coupon	13063EGT7	4,395,000.00	CALIFORNIA ST 4.5 08/01/2029		98,887.50	98,887.50
08/01/2025	Coupon	61747YFA8	2,650,000.00	MORGAN STANLEY 5.123 02/01/2029		67,879.75	67,879.75
08/01/2025	Coupon	78016HZS2	3,500,000.00	ROYAL BANK OF CANADA 5.2 08/01/2028		91,000.00	91,000.00
08/07/2025	Coupon	63743HFN7	2,500,000.00	NATIONAL RURAL UTILITIES COOPERATIVE FINANCE CORP 4.85 02/07/2029		60,625.00	60,625.00
08/11/2025	Coupon	532457CK2	2,710,000.00	ELI LILLY AND CO 4.5 02/09/2029		60,975.00	60,975.00
08/11/2025	Coupon	69371RS64	1,670,000.00	PACCAR FINANCIAL CORP 4.95 08/10/2028		41,332.50	41,332.50
08/15/2025	Coupon	02582JKH2	3,070,000.00	AMXCA 2024-1 A 5.23 04/16/2029		13,380.08	13,380.08
08/15/2025	Coupon	05522RDH8	2,000,000.00	BACCT 2023-2 A 4.98 11/16/2026		8,300.00	8,300.00
08/15/2025	Coupon	05522RDJ4	2,095,000.00	BACCT 2024-1 A 4.93 05/15/2029		8,606.96	8,606.96
08/15/2025	Coupon	161571HT4	3,645,000.00	CHAIT 2023-1 A 5.16 09/15/2028		15,673.50	15,673.50
08/15/2025	Coupon	171239AL0	3,700,000.00	CHUBB INA HOLDINGS LLC 4.65 08/15/2029		86,025.00	86,025.00
08/15/2025	Coupon	30303M8S4	2,280,000.00	META PLATFORMS INC 4.3 08/15/2029		49,020.00	49,020.00
08/15/2025	Coupon	437918AC9	3,435,000.00	HAROT 2024-1 A3 5.21 08/15/2028		14,913.63	14,913.63

# CASH FLOW REPORT



Payment Date	Transaction Type	CUSIP	Quantity	Security Description	Principal Amount	Income	Total Amount
08/15/2025	Coupon	43815BAC4	595,959.24	HAROT 2022-1 A3 1.88 05/15/2026		96.58	96.58
08/15/2025	Principal Paydown	43815BAC4	595,959.24	HAROT 2022-1 A3 1.88 05/15/2026	59,750.28		59,750.28
08/15/2025	Coupon	448973AD9	2,000,000.00	HART 2024-A A3 4.99 02/15/2029		8,316.67	8,316.67
08/15/2025	Coupon	448977AD0	505,365.64	HART 2022-A A3 2.22 10/15/2026		117.42	117.42
08/15/2025	Principal Paydown	448977AD0	505,365.64	HART 2022-A A3 2.22 10/15/2026	50,404.52		50,404.52
08/15/2025	Coupon	44934FAD7	1,615,000.00	HALST 2024-B A3 5.41 05/17/2027		7,280.96	7,280.96
08/15/2025	Coupon	47786WAD2	2,100,000.00	JDOT 2024-B A3 5.2 03/15/2029		9,100.00	9,100.00
08/15/2025	Coupon	47787JAC2	336,007.42	JDOT 2022 A3 0.36 09/15/2026		126.08	126.08
08/15/2025	Principal Paydown	47787JAC2	336,007.42	JDOT 2022 A3 0.36 09/15/2026	26,853.92		26,853.92
08/15/2025	Coupon	47800CAC0	1,880,000.00	JDOT 2023 A3 5.01 11/15/2027		5,128.66	5,128.66
08/15/2025	Principal Paydown	47800CAC0	1,880,000.00	JDOT 2023 A3 5.01 11/15/2027	90,695.26		90,695.26
08/15/2025	Coupon	58770JAD6	1,085,000.00	MBALT 2024-A A3 5.32 01/18/2028		4,810.73	4,810.73
08/15/2025	Coupon	91324PEP3	1,500,000.00	UNITEDHEALTH GROUP INC 5.25 02/15/2028		39,375.00	39,375.00
08/15/2025	Coupon	92970QAE5	2,330,000.00	WFCIT 2024-2 A 4.29 10/15/2029		8,329.75	8,329.75
08/18/2025	Coupon	362554AC1	192,050.59	GMCAR 2021-4 A3 0.68 09/16/2026		5.09	5.09
08/18/2025	Effective Maturity	362554AC1	192,050.59	GMCAR 2021-4 A3 0.68 09/16/2026	8,980.22		8,980.22
08/18/2025	Coupon	36268GAD7	1,985,000.00	GMCAR 2024-1 A3 4.85 12/18/2028		8,022.71	8,022.71
08/18/2025	Coupon	380146AC4	205,562.16	GMCAR 2022-1 A3 1.26 11/16/2026		13.65	13.65
08/18/2025	Effective Maturity	380146AC4	205,562.16	GMCAR 2022-1 A3 1.26 11/16/2026	13,004.48		13,004.48
08/18/2025	Coupon	437930AC4	1,415,000.00	HONDO-242-A3 5.27 11/20/2028		6,214.21	6,214.21
08/20/2025	Coupon	36269WAD1	1,495,000.00	GMALT 2024-2 A3 5.39 07/20/2027		6,715.04	6,715.04
08/25/2025	Coupon	05602RAD3	396,889.82	BMWOT 2022-A A3 3.21 08/25/2026		201.37	201.37
08/25/2025	Principal Paydown	05602RAD3	396,889.82	BMWOT 2022-A A3 3.21 08/25/2026	34,107.14		34,107.14
08/25/2025	Coupon	05611UAD5	1,800,000.00	BMWLT 2024-1 A3 4.98 03/25/2027		7,180.80	7,180.80
08/25/2025	Principal Paydown	05611UAD5	1,800,000.00	BMWLT 2024-1 A3 4.98 03/25/2027	150,457.91		150,457.91
08/25/2025	Coupon	096919AD7	1,855,000.00	BMWOT 2024-A A3 5.18 02/26/2029		8,007.42	8,007.42
08/25/2025	Coupon	3135G05X7	6,285,000.00	FEDERAL NATIONAL MORTGAGE ASSOCIATION 0.375 08/25/2025		11,784.38	11,784.38
08/25/2025	Final Maturity	3135G05X7	6,285,000.00	FEDERAL NATIONAL MORTGAGE ASSOCIATION 0.375 08/25/2025	6,285,000.00		6,285,000.00
08/25/2025	Coupon	3137BSP72	1,500,000.00	FHMS K-058 A2 2.653 08/25/2026		3,316.25	3,316.25
08/25/2025	Coupon	3137BSRE5	3,000,000.00	FHMS K-059 A2 3.12 09/25/2026		7,800.00	7,800.00

# CASH FLOW REPORT



Payment Date	Transaction Type	CUSIP	Quantity	Security Description	Principal Amount	Income	Total Amount
08/25/2025	Coupon	3137F4D41	3,000,000.00	FHMS K-074 A2 3.6 01/25/2028		9,000.00	9,000.00
08/25/2025	Coupon	3137FBBX3	2,650,000.00	FHMS K-068 A2 3.244 08/25/2027		7,163.83	7,163.83
08/25/2025	Coupon	3137FEBQ2	4,690,000.00	FHMS K-072 A2 3.444 12/25/2027		13,460.30	13,460.30
08/25/2025	Coupon	3137FETN0	6,000,000.00	FHMS K-073 A2 3.35 01/25/2028		16,750.00	16,750.00
08/25/2025	Coupon	3137FG6X8	5,320,000.00	FHMS K-077 A2 3.85 05/25/2028		17,068.33	17,068.33
08/25/2025	Coupon	3137FGR31	1,997,000.00	FHMS K-078 A2 3.854 06/25/2028		6,413.70	6,413.70
08/25/2025	Coupon	3137FJEH8	3,148,000.00	FHMS K-081 A2 3.9 08/25/2028		10,231.00	10,231.00
08/25/2025	Coupon	3137FJKE8	2,500,000.00	FHMS K-082 A2 3.92 09/25/2028		8,166.67	8,166.67
08/25/2025	Coupon	3137FLMV3	4,950,000.00	FHMS K-090 A2 3.422 02/25/2029		14,115.75	14,115.75
08/25/2025	Coupon	3137FLYV0	3,000,000.00	FHMS K-092 A2 3.298 04/25/2029		8,245.00	8,245.00
08/25/2025	Coupon	3137H4BY5	5,000,000.00	FHMS K-746 A2 2.031 09/25/2028		8,462.50	8,462.50
08/25/2025	Coupon	3137H5YC5	8,000,000.00	FHMS K-748 A2 2.26 01/25/2029		15,066.67	15,066.67
08/26/2025	Coupon	17275RBR2	1,960,000.00	CISCO SYSTEMS INC 4.85 02/26/2029		47,530.00	47,530.00
08/27/2025	Coupon	14913UAJ9	2,500,000.00	CATERPILLAR FINANCIAL SERVICES CORP 4.85 02/27/2029		60,625.00	60,625.00
<b>August 2025 Total</b>					<b>6,719,253.74</b>	<b>1,000,860.43</b>	<b>7,720,114.16</b>
<b>SEPTEMBER 2025</b>							
09/02/2025	Coupon	74456QBX3	3,000,000.00	PUBLIC SERVICE ELECTRIC AND GAS CO 3.65 09/01/2028		54,750.00	54,750.00
09/02/2025	Coupon	91282CCW9	1,570,000.00	UNITED STATES TREASURY 0.75 08/31/2026		5,887.50	5,887.50
09/02/2025	Coupon	91282CFH9	3,450,000.00	UNITED STATES TREASURY 3.125 08/31/2027		53,906.25	53,906.25
09/02/2025	Coupon	91282CGP0	7,000,000.00	UNITED STATES TREASURY 4.0 02/29/2028		140,000.00	140,000.00
09/02/2025	Coupon	91282CHX2	1,900,000.00	UNITED STATES TREASURY 4.375 08/31/2028		41,562.50	41,562.50
09/02/2025	Coupon	91282CKD2	7,000,000.00	UNITED STATES TREASURY 4.25 02/28/2029		148,750.00	148,750.00
09/02/2025	Coupon	91282CLK5	8,000,000.00	UNITED STATES TREASURY 3.625 08/31/2029		145,000.00	145,000.00
09/03/2025	Coupon	808513BY0	1,300,000.00	CHARLES SCHWAB CORP 2.45 03/03/2027		15,925.00	15,925.00
09/09/2025	Coupon	57636QAW4	2,090,000.00	MASTERCARD INC 4.875 03/09/2028		50,943.75	50,943.75
09/10/2025	Coupon	89114TZT2	1,900,000.00	TORONTO-DOMINION BANK 2.8 03/10/2027		26,600.00	26,600.00
09/15/2025	Coupon	02582JKH2	3,070,000.00	AMXCA 2024-1 A 5.23 04/16/2029		13,380.08	13,380.08
09/15/2025	Coupon	05522RDH8	2,000,000.00	BACCT 2023-2 A 4.98 11/16/2026		8,300.00	8,300.00
09/15/2025	Coupon	05522RDJ4	2,095,000.00	BACCT 2024-1 A 4.93 05/15/2029		8,606.96	8,606.96
09/15/2025	Coupon	161571HT4	3,645,000.00	CHAIT 2023-1 A 5.16 09/15/2028		15,673.50	15,673.50

# CASH FLOW REPORT



Payment Date	Transaction Type	CUSIP	Quantity	Security Description	Principal Amount	Income	Total Amount
09/15/2025	Coupon	26442UAH7	1,500,000.00	DUKE ENERGY PROGRESS LLC 3.45 03/15/2029		25,875.00	25,875.00
09/15/2025	Coupon	437918AC9	3,435,000.00	HAROT 2024-1 A3 5.21 08/15/2028		14,913.63	14,913.63
09/15/2025	Coupon	43815BAC4	595,959.24	HAROT 2022-1 A3 1.88 05/15/2026		2.98	2.98
09/15/2025	Effective Maturity	43815BAC4	595,959.24	HAROT 2022-1 A3 1.88 05/15/2026	1,899.38		1,899.38
09/15/2025	Coupon	448973AD9	2,000,000.00	HART 2024-A A3 4.99 02/15/2029		8,316.67	8,316.67
09/15/2025	Coupon	448977AD0	505,365.64	HART 2022-A A3 2.22 10/15/2026		24.17	24.17
09/15/2025	Effective Maturity	448977AD0	505,365.64	HART 2022-A A3 2.22 10/15/2026	13,064.54		13,064.54
09/15/2025	Coupon	44934FAD7	1,615,000.00	HALST 2024-B A3 5.41 05/17/2027		7,280.96	7,280.96
09/15/2025	Coupon	47786WAD2	2,100,000.00	JDOT 2024-B A3 5.2 03/15/2029		9,100.00	9,100.00
09/15/2025	Coupon	47787JAC2	336,007.42	JDOT 2022 A3 0.36 09/15/2026		74.16	74.16
09/15/2025	Principal Paydown	47787JAC2	336,007.42	JDOT 2022 A3 0.36 09/15/2026	26,157.77		26,157.77
09/15/2025	Coupon	47800CAC0	1,880,000.00	JDOT 2023 A3 5.01 11/15/2027		4,750.01	4,750.01
09/15/2025	Principal Paydown	47800CAC0	1,880,000.00	JDOT 2023 A3 5.01 11/15/2027	92,432.46		92,432.46
09/15/2025	Coupon	58770JAD6	1,085,000.00	MBALT 2024-A A3 5.32 01/18/2028		4,810.73	4,810.73
09/15/2025	Coupon	58989V2D5	1,715,000.00	MET TOWER GLOBAL FUNDING 1.25 09/14/2026		10,718.75	10,718.75
09/15/2025	Coupon	880591EZ1	3,500,000.00	TENNESSEE VALLEY AUTHORITY 3.875 03/15/2028		67,812.50	67,812.50
09/15/2025	Coupon	92970QAE5	2,330,000.00	WFCIT 2024-2 A 4.29 10/15/2029		8,329.75	8,329.75
09/16/2025	Coupon	36268GAD7	1,985,000.00	GMCAR 2024-1 A3 4.85 12/18/2028		8,022.71	8,022.71
09/17/2025	Coupon	931142ER0	785,000.00	WALMART INC 1.05 09/17/2026		4,121.25	4,121.25
09/18/2025	Coupon	437930AC4	1,415,000.00	HONDO-242-A3 5.27 11/20/2028		6,214.21	6,214.21
09/22/2025	Coupon	36269WAD1	1,495,000.00	GMALT 2024-2 A3 5.39 07/20/2027		6,715.04	6,715.04
09/23/2025	Coupon	3137EAEX3	6,295,000.00	FEDERAL HOME LOAN MORTGAGE CORP 0.375 09/23/2025		11,803.13	11,803.13
09/23/2025	Final Maturity	3137EAEX3	6,295,000.00	FEDERAL HOME LOAN MORTGAGE CORP 0.375 09/23/2025	6,295,000.00		6,295,000.00
09/25/2025	Coupon	05602RAD3	396,889.82	BMWOT 2022-A A3 3.21 08/25/2026		110.13	110.13
09/25/2025	Principal Paydown	05602RAD3	396,889.82	BMWOT 2022-A A3 3.21 08/25/2026	28,680.45		28,680.45
09/25/2025	Coupon	05611UAD5	1,800,000.00	BMWLT 2024-1 A3 4.98 03/25/2027		6,556.40	6,556.40
09/25/2025	Principal Paydown	05611UAD5	1,800,000.00	BMWLT 2024-1 A3 4.98 03/25/2027	147,796.66		147,796.66
09/25/2025	Coupon	096919AD7	1,855,000.00	BMWOT 2024-A A3 5.18 02/26/2029		8,007.42	8,007.42

# CASH FLOW REPORT



Payment Date	Transaction Type	CUSIP	Quantity	Security Description	Principal Amount	Income	Total Amount
09/25/2025	Coupon	3137BSP72	1,500,000.00	FHMS K-058 A2 2.653 08/25/2026		3,316.25	3,316.25
09/25/2025	Coupon	3137BSRE5	3,000,000.00	FHMS K-059 A2 3.12 09/25/2026		7,800.00	7,800.00
09/25/2025	Coupon	3137F4D41	3,000,000.00	FHMS K-074 A2 3.6 01/25/2028		9,000.00	9,000.00
09/25/2025	Coupon	3137FBBX3	2,650,000.00	FHMS K-068 A2 3.244 08/25/2027		7,163.83	7,163.83
09/25/2025	Coupon	3137FEBQ2	4,690,000.00	FHMS K-072 A2 3.444 12/25/2027		13,460.30	13,460.30
09/25/2025	Coupon	3137FETN0	6,000,000.00	FHMS K-073 A2 3.35 01/25/2028		16,750.00	16,750.00
09/25/2025	Coupon	3137FG6X8	5,320,000.00	FHMS K-077 A2 3.85 05/25/2028		17,068.33	17,068.33
09/25/2025	Coupon	3137FGR31	1,997,000.00	FHMS K-078 A2 3.854 06/25/2028		6,413.70	6,413.70
09/25/2025	Coupon	3137FJEH8	3,148,000.00	FHMS K-081 A2 3.9 08/25/2028		10,231.00	10,231.00
09/25/2025	Coupon	3137FJKE8	2,500,000.00	FHMS K-082 A2 3.92 09/25/2028		8,166.67	8,166.67
09/25/2025	Coupon	3137FLMV3	4,950,000.00	FHMS K-090 A2 3.422 02/25/2029		14,115.75	14,115.75
09/25/2025	Coupon	3137FLYV0	3,000,000.00	FHMS K-092 A2 3.298 04/25/2029		8,245.00	8,245.00
09/25/2025	Coupon	3137H4BY5	5,000,000.00	FHMS K-746 A2 2.031 09/25/2028		8,462.50	8,462.50
09/25/2025	Coupon	3137H5YC5	8,000,000.00	FHMS K-748 A2 2.26 01/25/2029		15,066.67	15,066.67
09/26/2025	Coupon	40139LBJ1	3,050,000.00	GUARDIAN LIFE GLOBAL FUNDING 4.179 09/26/2029		63,729.75	63,729.75
09/30/2025	Coupon	91282CAM3	3,200,000.00	UNITED STATES TREASURY 0.25 09/30/2025		4,000.00	4,000.00
09/30/2025	Final Maturity	91282CAM3	3,200,000.00	UNITED STATES TREASURY 0.25 09/30/2025	3,200,000.00		3,200,000.00
09/30/2025	Coupon	91282CCZ2	3,130,000.00	UNITED STATES TREASURY 0.875 09/30/2026		13,693.75	13,693.75
09/30/2025	Coupon	91282CFM8	2,800,000.00	UNITED STATES TREASURY 4.125 09/30/2027		57,750.00	57,750.00
09/30/2025	Coupon	91282CJA0	5,800,000.00	UNITED STATES TREASURY 4.625 09/30/2028		134,125.00	134,125.00
09/30/2025	Coupon	91282CKG5	7,000,000.00	UNITED STATES TREASURY 4.125 03/31/2029		144,375.00	144,375.00
09/30/2025	Coupon	91282CLN9	8,500,000.00	UNITED STATES TREASURY 3.5 09/30/2029		148,750.00	148,750.00
<b>September 2025 Total</b>					<b>9,805,031.26</b>	<b>1,654,528.62</b>	<b>11,459,559.88</b>
<b>OCTOBER 2025</b>							
10/06/2025	Coupon	89115A2Y7	2,330,000.00	TORONTO-DOMINION BANK 4.994 04/05/2029		58,180.10	58,180.10
10/14/2025	Coupon	58989V2H6	2,000,000.00	MET TOWER GLOBAL FUNDING 5.25 04/12/2029		52,500.00	52,500.00
10/15/2025	Coupon	02582JKH2	3,070,000.00	AMXCA 2024-1 A 5.23 04/16/2029		13,380.08	13,380.08
10/15/2025	Coupon	05522RDH8	2,000,000.00	BACCT 2023-2 A 4.98 11/16/2026		8,300.00	8,300.00
10/15/2025	Coupon	05522RDJ4	2,095,000.00	BACCT 2024-1 A 4.93 05/15/2029		8,606.96	8,606.96



# CASH FLOW REPORT



Payment Date	Transaction Type	CUSIP	Quantity	Security Description	Principal Amount	Income	Total Amount
10/15/2025	Coupon	161571HT4	3,645,000.00	CHAIT 2023-1 A 5.16 09/15/2028		15,673.50	15,673.50
10/15/2025	Coupon	437918AC9	3,435,000.00	HAROT 2024-1 A3 5.21 08/15/2028		14,913.63	14,913.63
10/15/2025	Principal Paydown	437918AC9	3,435,000.00	HAROT 2024-1 A3 5.21 08/15/2028	149,874.01		149,874.01
10/15/2025	Coupon	448973AD9	2,000,000.00	HART 2024-A A3 4.99 02/15/2029		8,316.67	8,316.67
10/15/2025	Coupon	44934FAD7	1,615,000.00	HALST 2024-B A3 5.41 05/17/2027		7,280.96	7,280.96
10/15/2025	Principal Paydown	44934FAD7	1,615,000.00	HALST 2024-B A3 5.41 05/17/2027	3,961.78		3,961.78
10/15/2025	Coupon	47786WAD2	2,100,000.00	JDOT 2024-B A3 5.2 03/15/2029		9,100.00	9,100.00
10/15/2025	Coupon	47787JAC2	336,007.42	JDOT 2022 A3 0.36 09/15/2026		23.59	23.59
10/15/2025	Effective Maturity	47787JAC2	336,007.42	JDOT 2022 A3 0.36 09/15/2026	12,201.33		12,201.33
10/15/2025	Coupon	47800CAC0	1,880,000.00	JDOT 2023 A3 5.01 11/15/2027		4,364.11	4,364.11
10/15/2025	Principal Paydown	47800CAC0	1,880,000.00	JDOT 2023 A3 5.01 11/15/2027	109,908.04		109,908.04
10/15/2025	Coupon	58770JAD6	1,085,000.00	MBALT 2024-A A3 5.32 01/18/2028		4,810.73	4,810.73
10/15/2025	Coupon	92970QAE5	2,330,000.00	WFCIT 2024-2 A 4.29 10/15/2029		8,329.75	8,329.75
10/16/2025	Coupon	36268GAD7	1,985,000.00	GMCAR 2024-1 A3 4.85 12/18/2028		8,022.71	8,022.71
10/20/2025	Coupon	36269WAD1	1,495,000.00	GMALT 2024-2 A3 5.39 07/20/2027		6,715.04	6,715.04
10/20/2025	Coupon	437930AC4	1,415,000.00	HONDO-242-A3 5.27 11/20/2028		6,214.21	6,214.21
10/20/2025	Coupon	4581X0DV7	6,390,000.00	INTER-AMERICAN DEVELOPMENT BANK 0.875 04/20/2026		27,956.25	27,956.25
10/27/2025	Coupon	05602RAD3	396,889.82	BMWOT 2022-A A3 3.21 08/25/2026		33.41	33.41
10/27/2025	Effective Maturity	05602RAD3	396,889.82	BMWOT 2022-A A3 3.21 08/25/2026	12,490.51		12,490.51
10/27/2025	Coupon	05611UAD5	1,800,000.00	BMWLT 2024-1 A3 4.98 03/25/2027		5,943.04	5,943.04
10/27/2025	Principal Paydown	05611UAD5	1,800,000.00	BMWLT 2024-1 A3 4.98 03/25/2027	148,866.59		148,866.59
10/27/2025	Coupon	096919AD7	1,855,000.00	BMWOT 2024-A A3 5.18 02/26/2029		8,007.42	8,007.42
10/27/2025	Coupon	3137BSP72	1,500,000.00	FHMS K-058 A2 2.653 08/25/2026		3,316.25	3,316.25
10/27/2025	Coupon	3137BSRE5	3,000,000.00	FHMS K-059 A2 3.12 09/25/2026		7,800.00	7,800.00
10/27/2025	Principal Paydown	3137BSRE5	3,000,000.00	FHMS K-059 A2 3.12 09/25/2026	6,153.57		6,153.57
10/27/2025	Coupon	3137F4D41	3,000,000.00	FHMS K-074 A2 3.6 01/25/2028		9,000.00	9,000.00
10/27/2025	Coupon	3137FBBX3	2,650,000.00	FHMS K-068 A2 3.244 08/25/2027		7,163.83	7,163.83
10/27/2025	Coupon	3137FEBQ2	4,690,000.00	FHMS K-072 A2 3.444 12/25/2027		13,460.30	13,460.30
10/27/2025	Coupon	3137FETN0	6,000,000.00	FHMS K-073 A2 3.35 01/25/2028		16,750.00	16,750.00
10/27/2025	Coupon	3137FG6X8	5,320,000.00	FHMS K-077 A2 3.85 05/25/2028		17,068.33	17,068.33
10/27/2025	Coupon	3137FGR31	1,997,000.00	FHMS K-078 A2 3.854 06/25/2028		6,413.70	6,413.70



# CASH FLOW REPORT



Payment Date	Transaction Type	CUSIP	Quantity	Security Description	Principal Amount	Income	Total Amount
10/27/2025	Coupon	3137FJEH8	3,148,000.00	FHMS K-081 A2 3.9 08/25/2028		10,231.00	10,231.00
10/27/2025	Coupon	3137FJKE8	2,500,000.00	FHMS K-082 A2 3.92 09/25/2028		8,166.67	8,166.67
10/27/2025	Coupon	3137FLMV3	4,950,000.00	FHMS K-090 A2 3.422 02/25/2029		14,115.75	14,115.75
10/27/2025	Coupon	3137FLYV0	3,000,000.00	FHMS K-092 A2 3.298 04/25/2029		8,245.00	8,245.00
10/27/2025	Coupon	3137H4BY5	5,000,000.00	FHMS K-746 A2 2.031 09/25/2028		8,462.50	8,462.50
10/27/2025	Coupon	3137H5YC5	8,000,000.00	FHMS K-748 A2 2.26 01/25/2029		15,066.67	15,066.67
10/28/2025	Coupon	459058JL8	6,300,000.00	INTERNATIONAL BANK FOR RECONSTRUCTION AND DEVELOPM 0.5 10/28/2025		15,750.00	15,750.00
10/28/2025	Final Maturity	459058JL8	6,300,000.00	INTERNATIONAL BANK FOR RECONSTRUCTION AND DEVELOPM 0.5 10/28/2025	6,300,000.00		6,300,000.00
<b>October 2025 Total</b>					<b>6,743,455.83</b>	<b>437,682.15</b>	<b>7,181,137.97</b>
<b>Grand Total</b>			<b>1,745,174,333.07</b>		<b>70,224,550.89</b>	<b>12,567,655.53</b>	<b>82,792,206.42</b>

## IMPORTANT DISCLOSURES



City of Corona Cons Account | Account #10003 | As of November 30, 2024

Chandler Asset Management, Inc. (“Chandler”) is an SEC registered investment adviser. For additional information about our firm, please see our current disclosures (Form ADV). To obtain a copy of our current disclosures, you may contact your client service representative by calling the number on the front of this statement or you may visit our website at [www.chandlerasset.com](http://www.chandlerasset.com).

Information contained in this monthly statement is and is provided for informational purposes only and should not be construed as specific investment or legal advice. The information contained herein was obtained from sources believed to be reliable as of the date of this statement, but may become outdated or superseded at any time without notice.

**Custody:** Your qualified custodian bank maintains control of all assets reflected in this statement and we urge you to compare this statement to the one you receive from your qualified custodian. Chandler does not have any authority to withdraw or deposit funds from/to the custodian account.

**Valuation:** Prices are provided by IDC, an independent pricing source. In the event IDC does not provide a price or if the price provided is not reflective of fair market value, Chandler will obtain pricing from an alternative approved third party pricing source in accordance with our written valuation policy and procedures. Our valuation procedures are also disclosed in Item 5 of our Form ADV Part 2A.

**Performance:** Performance results are presented gross-of-advisory fees and represent the client’s Total Return. The deduction of advisory fees lowers performance results. These results include the reinvestment of dividends and other earnings. Past performance may not be indicative of future results. Therefore, clients should not assume that future performance of any specific investment or investment strategy will be profitable or equal to past performance levels. All investment strategies have the potential for profit or loss. Economic factors, market conditions or changes in investment strategies, contributions or withdrawals may materially alter the performance and results of your portfolio.

Source ice Data Indices, LLC (“ICE”), used with permission. ICE PERMITS USE OF THE ICE INDICES AND RELATED DATA ON AN “AS IS” BASIS; ICE, ITS AFFILIATES AND THEIR RESPECTIVE THIRD PARTY SUPPLIERS DISCLAIM ANY AND ALL WARRANTIES AND REPRESENTATIONS, EXPRESS AND/OR IMPLIED, INCLUDING ANY WARRANTIES OF MERCHANTABILITY OR FITNESS FOR A PARTICULAR PURPOSE OR USE, INCLUDING THE INDICES, INDEX DATA AND ANY DATA INCLUDED IN, RELATED TO, OR DERIVED THEREFROM. NEITHER ICE DATA, ITS AFFILIATES OR THEIR RESPECTIVE THIRD PARTY PROVIDERS GUARANTEE THE QUALITY, ADEQUACY, ACCURACY, TIMELINESS OR COMPLETENESS OF THE INDICES OR THE INDEX DATA OR ANY COMPONENT THEREOF, AND THE INDICES AND INDEX DATA AND ALL COMPONENTS THEREOF ARE PROVIDED ON AN “AS IS” BASIS AND LICENSEE’S USE IS AT LICENSEE’S OWN RISK. ICE DATA, ITS AFFILIATES AND THEIR RESPECTIVE THIRD PARTY DO NOT SPONSOR, ENDORSE, OR RECOMMEND CHANDLER, OR ANY OF ITS PRODUCTS OR SERVICES.

Index returns assume reinvestment of all distributions. Historical performance results for investment indexes generally do not reflect the deduction of transaction and/or custodial charges or the deduction of an investment management fee, the incurrence of which would have the effect of decreasing historical performance results. It is not possible to invest directly in an index.

**Ratings:** Ratings information have been provided by Moody’s, S&P and Fitch through data feeds we believe to be reliable as of the date of this statement, however we cannot guarantee its accuracy.

Security level ratings for U.S. Agency issued mortgage-backed securities (“MBS”) reflect the issuer rating because the securities themselves are not rated. The issuing U.S. Agency guarantees the full and timely payment of both principal and interest and carries a AA+/Aaa/AAA by S&P, Moody’s and Fitch respectively.



# Corona Supplemental

As of 11/30/2024

City of Corona ConsAgg (362432)

Dated: 12/05/2024

Security Type	Original Units	Market Value	Book Value	% of Market Value	Years to Final Maturity	Days to Final Maturity	Yield to Maturity
ABS	47,085,000.00	39,800,308.40	39,497,951.60	8.44%	3.31	1210	4.56
Agency	48,195,000.00	47,167,912.41	48,137,813.50	10.00%	1.00	365	4.42
Agency CMBS	54,755,000.00	52,493,540.74	51,956,460.46	11.13%	3.49	1274	4.45
Cash	702,323.17	702,323.17	702,323.17	0.15%	0.00	0	0.00
Corporate	114,203,000.00	112,864,925.49	113,038,932.46	23.93%	3.33	1217	4.56
LAIF	26,242,026.35	26,242,026.35	26,242,026.35	5.56%	0.00	0	---
Money Market Fund	21,334,955.28	21,334,955.28	21,334,955.28	4.52%	0.00	0	4.29
Municipal Bonds	4,395,000.00	4,430,731.35	4,418,161.65	0.94%	4.67	1705	4.30
Supranational	12,690,000.00	12,180,394.10	12,633,094.65	2.58%	1.15	419	4.37
US Treasury	156,245,000.00	154,374,079.37	155,395,957.86	32.73%	3.24	1184	4.17
---	<b>485,847,304.80</b>	<b>471,591,196.66</b>	<b>473,357,676.99</b>	<b>100.00%</b>	<b>2.70</b>	<b>986</b>	<b>4.37</b>

\* Grouped by: Security Type. \* Groups Sorted by: Security Type. \* Weighted by: Market Value. \* Holdings Displayed by: Position by Account.



# MONTHLY ACCOUNT STATEMENT

---

City of Corona Pension Stabilization Trust | Account #10952 | As of November 30, 2024

**CHANDLER ASSET MANAGEMENT** | [chandlerasset.com](http://chandlerasset.com)

**Chandler Team:**

For questions about your account, please call (800) 317-4747,  
or contact [clientservice@chandlerasset.com](mailto:clientservice@chandlerasset.com)

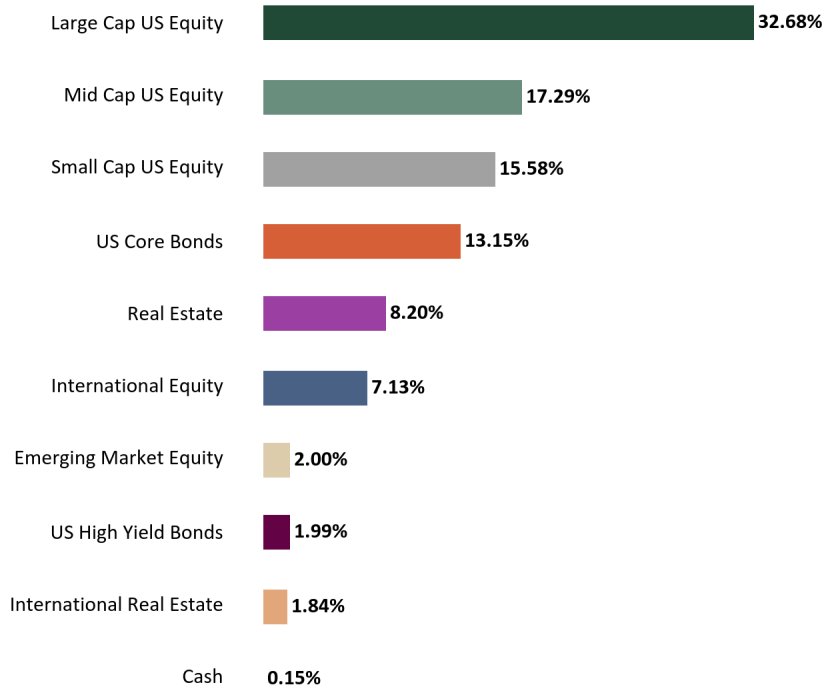
**Custodian:**

Charles Schwab Inc.

# PORTFOLIO SUMMARY



## Asset Allocation



## Account Summary

	Beg. Values as of 11/01/2024	End Values as of 11/30/2024
Market Value	49,148,365.16	51,845,836.59
Accrued Interest	0.00	0.00
<b>Total Market Value</b>	<b>49,148,365.16</b>	<b>51,845,836.59</b>
Income Earned	82,093.85	25,710.41
Cont/WD	0.00	0.00
Par	829,455.26	536,920.84
Book Value	39,972,067.26	39,997,834.24
Cost Value	39,972,067.26	39,997,834.24
<b>TOP ISSUERS</b>		
iShares Trust - iShares Core S&P 500		32.68%
iShares Trust - iShares Core S&P Mid		17.29%
Vanguard Index Funds - Vanguard Smal		15.58%
Vanguard Bond Index Funds - Vanguard		13.15%
Vanguard Specialized Funds - Vanguar		8.20%
Vanguard Tax-Managed Funds - Vanguar		7.13%
<b>Total</b>		<b>94.02%</b>

## Performance Review

Total Rate of Return	1M	3M	YTD	1YR	2YRS	3YRS	5YRS	10YRS	Since Inception (08/01/22)
Corona Pension Trust	5.49%	5.69%	18.49%	25.99%	15.19%	--	--	--	14.68%
Benchmark Return*	2.47%	1.63%	11.98%	16.77%	11.98%	--	--	--	9.07%

\*Periods over 1 year are annualized.

Benchmark: 35% S&P 500 TR, 50% ICE Corp Gov & Mtg Index, 15% MSCI EAFE NR Secondary Benchmark:

# STATEMENT OF COMPLIANCE



Rules Name	Limit	Actual	Compliance Status	Notes
<b>CASH EQUIVALENTS</b>				
Max % (MV; Cash & Fixed Income)	30.0	15.3	Compliant	
Min % (MV; Cash & Fixed Income)	10.0	15.3	Compliant	
<b>COMMODITIES</b>				
Max % (MV)	5.0	0.0	Compliant	
Min % (MV)	0.0	0.0	Compliant	
<b>EQUITIES</b>				
Max % (MV)	80.0	74.7	Compliant	
Min % (MV)	50.0	74.7	Compliant	
<b>FIXED INCOME</b>				
Max % (MV; Cash & Fixed Income)	30.0	15.3	Compliant	
Min % (MV; Cash & Fixed Income)	10.0	15.3	Compliant	
Min Rating (BBB- by 1)	0.0	0.0	Compliant	
<b>REITS</b>				
Max % (MV)	15.0	10.0	Compliant	
Min % (MV)	0.0	10.0	Compliant	

# HOLDINGS REPORT



Cusip	Security Description	Par Value/ Units	Purchase Date Purchase Yield	Cost Value Book Value	Mkt Price Mkt YTM	Market Value Accrued Int.	% of Port. Gain/Loss	Moody's/ S&P/ Fitch	Maturity Duration
<b>CASH</b>									
CCYUSD	Cash	80,235.84	-- 0.00%	80,235.84 80,235.84	1.00 0.00%	80,235.84 0.00	0.15% 0.00	Aaa/AAA AAA	0.00 0.00
<b>Total Cash</b>		<b>80,235.84</b>	<b>0.00%</b>	<b>80,235.84</b>	<b>1.00</b> <b>0.00%</b>	<b>80,235.84</b> <b>0.00</b>	<b>0.15%</b> <b>0.00</b>	<b>Aaa/AAA</b> <b>AAA</b>	<b>0.00</b> <b>0.00</b>
<b>EMERGING MARKET EQUITY</b>									
922042858	VANGUARD EM ST I ETF	22,700.00	-- 0.00%	895,329.44 895,329.44	45.57 0.00%	1,034,439.00 0.00	2.00% 139,109.56	NA/NA NA	0.00
<b>Total Emerging Market Equity</b>		<b>22,700.00</b>	<b>0.00%</b>	<b>895,329.44</b>	<b>45.57</b> <b>0.00%</b>	<b>1,034,439.00</b> <b>0.00</b>	<b>2.00%</b> <b>139,109.56</b>	<b>NA/NA</b> <b>NA</b>	<b>0.00</b>
<b>INTERNATIONAL EQUITY</b>									
921943858	VANGUARD DEV MKT ETF	73,510.00	-- 0.00%	3,003,801.33 3,003,801.33	50.30 0.00%	3,697,553.00 0.00	7.13% 693,751.67	NA/NA NA	0.00
<b>Total International Equity</b>		<b>73,510.00</b>	<b>0.00%</b>	<b>3,003,801.33</b>	<b>50.30</b> <b>0.00%</b>	<b>3,697,553.00</b> <b>0.00</b>	<b>7.13%</b> <b>693,751.67</b>	<b>NA/NA</b> <b>NA</b>	<b>0.00</b>
<b>INTERNATIONAL REAL ESTATE</b>									
922042676	VANGUARD GXUS RE ETF	21,975.00	-- 0.00%	910,782.06 910,782.06	43.41 0.00%	953,934.75 0.00	1.84% 43,152.69	NA/NA NA	0.00
<b>Total International Real Estate</b>		<b>21,975.00</b>	<b>0.00%</b>	<b>910,782.06</b>	<b>43.41</b> <b>0.00%</b>	<b>953,934.75</b> <b>0.00</b>	<b>1.84%</b> <b>43,152.69</b>	<b>NA/NA</b> <b>NA</b>	<b>0.00</b>
<b>LARGE CAP US EQUITY</b>									
464287200	ISHARES:CORE S&P 500	28,000.00	-- 0.00%	11,285,226.17 11,285,226.17	605.07 0.00%	16,941,960.00 0.00	32.68% 5,656,733.83	NA/NA NA	0.00
<b>Total Large Cap US Equity</b>		<b>28,000.00</b>	<b>0.00%</b>	<b>11,285,226.17</b>	<b>605.07</b> <b>0.00%</b>	<b>16,941,960.00</b> <b>0.00</b>	<b>32.68%</b> <b>5,656,733.83</b>	<b>NA/NA</b> <b>NA</b>	<b>0.00</b>
<b>MID CAP US EQUITY</b>									

# HOLDINGS REPORT



Cusip	Security Description	Par Value/ Units	Purchase Date Purchase Yield	Cost Value Book Value	Mkt Price Mkt YTM	Market Value Accrued Int.	% of Port. Gain/Loss	Moody's/ S&P/ Fitch	Maturity Duration
464287507	ISHARES:CORE S&P MD-CP	133,000.00	-- 0.00%	6,472,932.34 6,472,932.34	67.40 0.00%	8,964,200.00 0.00	17.29% 2,491,267.66	NA/NA NA	0.00
<b>Total Mid Cap US Equity</b>		<b>133,000.00</b>	<b>0.00%</b>	<b>6,472,932.34</b> <b>6,472,932.34</b>	<b>67.40</b> <b>0.00%</b>	<b>8,964,200.00</b> <b>0.00</b>	<b>17.29%</b> <b>2,491,267.66</b>	<b>NA/NA</b> <b>NA</b>	<b>0.00</b>
<b>REAL ESTATE</b>									
922908553	VANGUARD RE IDX ETF	43,300.00	-- 0.00%	3,760,971.72 3,760,971.72	98.16 0.00%	4,250,328.00 0.00	8.20% 489,356.28	NA/NA NA	0.00
<b>Total Real Estate</b>		<b>43,300.00</b>	<b>0.00%</b>	<b>3,760,971.72</b> <b>3,760,971.72</b>	<b>98.16</b> <b>0.00%</b>	<b>4,250,328.00</b> <b>0.00</b>	<b>8.20%</b> <b>489,356.28</b>	<b>NA/NA</b> <b>NA</b>	<b>0.00</b>
<b>SMALL CAP US EQUITY</b>									
922908751	VANGUARD S-C ID ETF	31,000.00	-- 0.00%	5,865,003.48 5,865,003.48	260.51 0.00%	8,075,810.00 0.00	15.58% 2,210,806.52	NA/NA NA	0.00
<b>Total Small Cap US Equity</b>		<b>31,000.00</b>	<b>0.00%</b>	<b>5,865,003.48</b> <b>5,865,003.48</b>	<b>260.51</b> <b>0.00%</b>	<b>8,075,810.00</b> <b>0.00</b>	<b>15.58%</b> <b>2,210,806.52</b>	<b>NA/NA</b> <b>NA</b>	<b>0.00</b>
<b>US CORE BONDS</b>									
921937835	VANGUARD TOT BD ETF	92,600.00	-- 0.00%	6,743,251.18 6,743,251.18	73.60 0.00%	6,815,360.00 0.00	13.15% 72,108.82	NA/NA NA	0.00
<b>Total US Core Bonds</b>		<b>92,600.00</b>	<b>0.00%</b>	<b>6,743,251.18</b> <b>6,743,251.18</b>	<b>73.60</b> <b>0.00%</b>	<b>6,815,360.00</b> <b>0.00</b>	<b>13.15%</b> <b>72,108.82</b>	<b>NA/NA</b> <b>NA</b>	<b>0.00</b>
<b>US HIGH YIELD BONDS</b>									
78468R622	SPDR BBG HIGH YIELD BD	10,600.00	-- 0.00%	980,300.68 980,300.68	97.36 0.00%	1,032,016.00 0.00	1.99% 51,715.32	NA/NA NA	0.00
<b>Total US High Yield Bonds</b>		<b>10,600.00</b>	<b>0.00%</b>	<b>980,300.68</b> <b>980,300.68</b>	<b>97.36</b> <b>0.00%</b>	<b>1,032,016.00</b> <b>0.00</b>	<b>1.99%</b> <b>51,715.32</b>	<b>NA/NA</b> <b>NA</b>	<b>0.00</b>
<b>Total Portfolio</b>		<b>536,920.84</b>	<b>0.00%</b>	<b>39,997,834.24</b> <b>39,997,834.24</b>	<b>274.91</b> <b>0.00%</b>	<b>51,845,836.59</b> <b>0.00</b>	<b>100.00%</b> <b>11,848,002.35</b>	<b>Aaa/AAA</b> <b>AAA</b>	<b>0.00</b> <b>0.00</b>
<b>Total Market Value + Accrued</b>						<b>51,845,836.59</b>			



# TRANSACTION LEDGER



Transaction Type	Settlement Date	CUSIP	Quantity	Security Description	Price	Acq/Disp Yield	Amount	Interest Pur/Sold	Total Amount	Gain/Loss
<b>ACQUISITIONS</b>										
Purchase	11/29/2024	921937835	3,000.00	VANGUARD TOT BD ETF	73.387		(220,161.90)	0.00	(220,161.90)	0.00
Purchase	11/29/2024	922042858	980.00	VANGUARD EM ST I ETF	45.370		(44,462.50)	0.00	(44,462.50)	0.00
Purchase	11/29/2024	78468R622	600.00	SPDR BBG HIGH YIELD BD	97.095		(58,257.00)	0.00	(58,257.00)	0.00
<b>Total Purchase</b>			<b>4,580.00</b>				<b>(322,881.40)</b>	<b>0.00</b>	<b>(322,881.40)</b>	<b>0.00</b>
<b>TOTAL ACQUISITIONS</b>			<b>4,580.00</b>				<b>(322,881.40)</b>	<b>0.00</b>	<b>(322,881.40)</b>	<b>0.00</b>
<b>OTHER</b>										
Equity Dividend	11/05/2024	921937835	0.00	VANGUARD TOT BD ETF			20,395.74	0.00	20,395.74	0.00
Equity Dividend	11/06/2024	78468R622	0.00	SPDR BBG HIGH YIELD BD			5,314.67	0.00	5,314.67	0.00
<b>Total Equity Dividend</b>			<b>0.00</b>				<b>25,710.41</b>	<b>0.00</b>	<b>25,710.41</b>	<b>0.00</b>
Other Income	11/15/2024	CCYUSD	19.87	Cash		0.00%	19.87	0.00	19.87	0.00
Other Income	11/15/2024	CCYUSD	36.70	Cash		0.00%	36.70	0.00	36.70	0.00
<b>Total Other Income</b>			<b>56.57</b>				<b>56.57</b>	<b>0.00</b>	<b>56.57</b>	<b>0.00</b>
<b>TOTAL OTHER TRANSACTIONS</b>			<b>56.57</b>				<b>25,766.98</b>	<b>0.00</b>	<b>25,766.98</b>	<b>0.00</b>

# INCOME EARNED



Cusip	Security Description	Trade Date Settle Date Units	Book Value: Begin Book Value: Acq Book Value: Disp Book Value: End	Prior Accrued Inc. Received Ending Accrued Total Interest	Accr. Of Discount Amort. Of Premium Net Accret/Amort Income Earned	Total Income
<b>CASH &amp; EQUIVALENTS</b>						
			377,350.26	0.00	0.00	
CCYUSD	Cash		0.00	0.00	0.00	0.00
		80,235.84	0.00	0.00	0.00	
			80,235.84	0.00	0.00	
			<b>377,350.26</b>	<b>0.00</b>	<b>0.00</b>	
			<b>0.00</b>	<b>0.00</b>	<b>0.00</b>	
			<b>0.00</b>	<b>0.00</b>	<b>0.00</b>	
<b>Total Cash &amp; Equivalents</b>		<b>80,235.84</b>	<b>80,235.84</b>	<b>0.00</b>	<b>0.00</b>	<b>0.00</b>
<b>EQUITY</b>						
			11,285,226.17	0.00	0.00	
464287200	ISHARES:CORE S&P 500		0.00	0.00	0.00	0.00
		28,000.00	0.00	0.00	0.00	
			11,285,226.17	0.00	0.00	
			6,472,932.34	0.00	0.00	
464287507	ISHARES:CORE S&P MD-CP		0.00	0.00	0.00	0.00
		133,000.00	0.00	0.00	0.00	
			6,472,932.34	0.00	0.00	
			922,043.68	0.00	0.00	
78468R622	SPDR BBG HIGH YIELD BD		58,257.00	5,314.67	0.00	5,314.67
		10,600.00	0.00	0.00	0.00	
			980,300.68	5,314.67	5,314.67	
			6,523,089.28	0.00	0.00	
921937835	VANGUARD TOT BD ETF		220,161.90	20,395.74	0.00	20,395.74
		92,600.00	0.00	0.00	0.00	
			6,743,251.18	20,395.74	20,395.74	
			3,003,801.33	0.00	0.00	
921943858	VANGUARD DEV MKT ETF		0.00	0.00	0.00	0.00
		73,510.00	0.00	0.00	0.00	
			3,003,801.33	0.00	0.00	
			910,782.06	0.00	0.00	
922042676	VANGUARD GXUS RE ETF		0.00	0.00	0.00	0.00
		21,975.00	0.00	0.00	0.00	
			910,782.06	0.00	0.00	

# INCOME EARNED



Cusip	Security Description	Trade Date Settle Date Units	Book Value: Begin Book Value: Acq Book Value: Disp Book Value: End	Prior Accrued Inc. Received Ending Accrued Total Interest	Accr. Of Discount Amort. Of Premium Net Accret/Amort Income Earned	Total Income
922042858	VANGUARD EM ST I ETF	22,700.00	850,866.94 44,462.50 0.00 895,329.44	0.00 0.00 0.00 0.00	0.00 0.00 0.00 0.00	0.00
922908553	VANGUARD RE IDX ETF	43,300.00	3,760,971.72 0.00 0.00 3,760,971.72	0.00 0.00 0.00 0.00	0.00 0.00 0.00 0.00	0.00
922908751	VANGUARD S-C ID ETF	31,000.00	5,865,003.48 0.00 0.00 5,865,003.48	0.00 0.00 0.00 0.00	0.00 0.00 0.00 0.00	0.00
<b>Total Equity</b>		<b>456,685.00</b>	<b>39,594,717.00</b> <b>322,881.40</b> <b>0.00</b> <b>39,917,598.40</b>	<b>0.00</b> <b>25,710.41</b> <b>0.00</b> <b>25,710.41</b>	<b>0.00</b> <b>0.00</b> <b>0.00</b> <b>25,710.41</b>	<b>25,710.41</b>
<b>TOTAL PORTFOLIO</b>		<b>536,920.84</b>	<b>39,972,067.26</b> <b>322,881.40</b> <b>0.00</b> <b>39,997,834.24</b>	<b>0.00</b> <b>25,710.41</b> <b>0.00</b> <b>25,710.41</b>	<b>0.00</b> <b>0.00</b> <b>0.00</b> <b>25,710.41</b>	<b>25,710.41</b>

# CASH FLOW REPORT



Payment Date	Transaction Type	CUSIP	Quantity	Security Description	Principal Amount	Income	Total Amount
<b>DECEMBER 2024</b>							
12/04/2024	Equity Dividend	921937835	92,600.00	VANGUARD TOT BD ETF	20,643.13		20,643.13
12/05/2024	Equity Dividend	78468R622	10,600.00	SPDR BBG HIGH YIELD BD	5,558.70		5,558.70
<b>December 2024 Total</b>					<b>26,201.83</b>		<b>26,201.83</b>
<b>Grand Total</b>			<b>103,200.00</b>		<b>26,201.83</b>		<b>26,201.83</b>

## IMPORTANT DISCLOSURES



City of Corona Pension Stabilization Trust | Account #10952 | As of November 30, 2024

Chandler Asset Management, Inc. (“Chandler”) is an SEC registered investment adviser. For additional information about our firm, please see our current disclosures (Form ADV). To obtain a copy of our current disclosures, you may contact your client service representative by calling the number on the front of this statement or you may visit our website at [www.chandlerasset.com](http://www.chandlerasset.com).

Information contained in this monthly statement is and is provided for informational purposes only and should not be construed as specific investment or legal advice. The information contained herein was obtained from sources believed to be reliable as of the date of this statement, but may become outdated or superseded at any time without notice.

**Custody:** Your qualified custodian bank maintains control of all assets reflected in this statement and we urge you to compare this statement to the one you receive from your qualified custodian. Chandler does not have any authority to withdraw or deposit funds from/to the custodian account.

**Valuation:** Prices are provided by IDC, an independent pricing source. In the event IDC does not provide a price or if the price provided is not reflective of fair market value, Chandler will obtain pricing from an alternative approved third party pricing source in accordance with our written valuation policy and procedures. Our valuation procedures are also disclosed in Item 5 of our Form ADV Part 2A.

**Performance:** Performance results are presented gross-of-advisory fees and represent the client’s Total Return. The deduction of advisory fees lowers performance results. These results include the reinvestment of dividends and other earnings. Past performance may not be indicative of future results. Therefore, clients should not assume that future performance of any specific investment or investment strategy will be profitable or equal to past performance levels. All investment strategies have the potential for profit or loss. Economic factors, market conditions or changes in investment strategies, contributions or withdrawals may materially alter the performance and results of your portfolio.

Source ice Data Indices, LLC (“ICE”), used with permission. ICE PERMITS USE OF THE ICE INDICES AND RELATED DATA ON AN “AS IS” BASIS; ICE, ITS AFFILIATES AND THEIR RESPECTIVE THIRD PARTY SUPPLIERS DISCLAIM ANY AND ALL WARRANTIES AND REPRESENTATIONS, EXPRESS AND/OR IMPLIED, INCLUDING ANY WARRANTIES OF MERCHANTABILITY OR FITNESS FOR A PARTICULAR PURPOSE OR USE, INCLUDING THE INDICES, INDEX DATA AND ANY DATA INCLUDED IN, RELATED TO, OR DERIVED THEREFROM. NEITHER ICE DATA, ITS AFFILIATES OR THEIR RESPECTIVE THIRD PARTY PROVIDERS GUARANTEE THE QUALITY, ADEQUACY, ACCURACY, TIMELINESS OR COMPLETENESS OF THE INDICES OR THE INDEX DATA OR ANY COMPONENT THEREOF, AND THE INDICES AND INDEX DATA AND ALL COMPONENTS THEREOF ARE PROVIDED ON AN “AS IS” BASIS AND LICENSEE’S USE IS AT LICENSEE’S OWN RISK. ICE DATA, ITS AFFILIATES AND THEIR RESPECTIVE THIRD PARTY DO NOT SPONSOR, ENDORSE, OR RECOMMEND CHANDLER, OR ANY OF ITS PRODUCTS OR SERVICES.

Index returns assume reinvestment of all distributions. Historical performance results for investment indexes generally do not reflect the deduction of transaction and/or custodial charges or the deduction of an investment management fee, the incurrence of which would have the effect of decreasing historical performance results. It is not possible to invest directly in an index.

**Ratings:** Ratings information have been provided by Moody’s, S&P and Fitch through data feeds we believe to be reliable as of the date of this statement, however we cannot guarantee its accuracy.

Security level ratings for U.S. Agency issued mortgage-backed securities (“MBS”) reflect the issuer rating because the securities themselves are not rated. The issuing U.S. Agency guarantees the full and timely payment of both principal and interest and carries a AA+/Aaa/AAA by S&P, Moody’s and Fitch respectively.

## BENCHMARK INDEX & DISCLOSURES



Benchmark	Disclosure
35% S&P 500 TR, 50% ICE Corp Gov & Mtg Index, 15% MSCI EAFE TR	<p>The S&amp;P 500 is a market value weighted index of 500 large-capitalization stocks. The 500 companies included in the index capture approximately 80% of available US market capitalization.</p> <p>The MSCI EAFE International Equity Index is a market capitalization weighted index that captures international equity performance of large- and mid-cap stocks in the developed stock markets of Europe, Australasia, and the Far East.</p> <p>The ICE BofA US Corporate, Government &amp; Mortgage Index tracks the performance of US dollar denominated investment grade debt publicly issued in the US domestic market, including US Treasuries, quasi-governments, corporates, covered bonds and residential mortgage pass-throughs. Non-residential mortgage collateralized debt such as commercial mortgage backed securities and asset backed securities are excluded from this index, as are all collateralized mortgage obligations. Most qualifying securities must have an investment grade rating (based on an average of Moody's, S&amp;P and Fitch). They must also have at least one year remaining term to final maturity, at least 18 months to final maturity at point of issuance and a fixed coupon schedule. Amounts outstanding for qualifying US Treasuries must be at least \$1 billion; US agencies, foreign governments, supranationals, corporates and covered bonds must have at least \$250 million outstanding. Qualifying residential mortgage pass-through securities include fixed rate securities publicly issued by US agencies. 30-year, 20-year and 15-year fixed rate mortgage pools must have at least one year remaining term to final maturity and a minimum amount outstanding of at least \$5 billion per generic coupon and \$250 million per production year within each generic coupon.</p>